

**Van Zandt County**  
**Monthly Financial & Investment Report**


**Month Ending July 31, 2022**

TO BE RECORDED IN THE AUGUST 31, 2022 MINUTES

OF THE COMMISSIONERS' COURT

BY VAN ZANDT COUNTY CLERK.


SUBMITTED THIS THE 29<sup>th</sup> DAY OF AUGUST 2022




**Kenny Edwards, Treasurer**

The Van Zandt County Commissioners' Court, having reviewed the Treasurer's Report as presented, having taken reasonable steps to ensure its accuracy, and based upon presentations of the Treasurer's Office, does hereby approve the Report, subject to the independent auditor's review and does further order that it be filed with the official minutes of this meeting. {LGC 114.026(c)}

In addition, the below signatures affirm that the Treasurers' Report complies with statutes as referenced. {LGC 114.026(d)}S



**Don Kirkpatrick, Van Zandt County Judge**



**Chad LaPrade**

Commissioner Precinct #1




**Keith Pearson**

Commissioner Precinct #3



**Virgil Melton, Jr.**

Commissioner Precinct #2



**Tim West**

Commissioner Precinct #4

FUND NAME	CHECKING ACCOUNT	CHECKING AMOUNT	TDOA ACCOUNT	TDOA AMOUNT	FUND TOTAL
2022 010 GENERAL FUND	FIN CLEAR AMERICAN CITY JURY	3,773.90	TDOA MBIA	1,277,767.63	9,857,443.72
		3,411.00			11,142,396.25
2022 012 RESERVE FUNDS	FIN CLEAR		TDOA MBIA		
2022 015 SHERIFF CHAPTER 59 FORFEITURE FIN CLEAR AMERICAN		743.47	TDOA MBIA	42,471.53	43,215.00
2022 016 DA FORFEITURE FUND	FIN CLEAR		TDOA MBIA		
	ESCRROW #1	2,463.86			
	ESCRROW #2	9,735.51			
	ESCRROW #3	6,006.06			
	ESCRROW #4	37,557.71			
	ESCRROW #5	2,970.52			
	ESCRROW #6	11,683.95			
	ESCRROW #7	2,000.91			
	ESCRROW #8	934.41			
	ESCRROW #9	1,052.41			
	ESCRROW #10	29,079.48			
	ESCRROW #11	5,592.17			
	ESCRROW #12	5,100.76			
	ESCRROW #13				
	ESCRROW #14	27,361.19			
	ESCRROW #15	85,004.65			
	ESCRROW #16				
	ESCRROW #17	6,485.28			
	ESCRROW #18				
	ESCRROW #19				
	ESCRROW #20				
	ESCRROW #21				
	ESCRROW #22				
	ESCRROW #23				
	ESCRROW #24				
	ESCRROW #25				
	ESCRROW #26				
	ESCRROW #27				
	ESCRROW #28				
	ESCRROW #29				
	ESCRROW #30				
	ESCRROW #31				
	ESCRROW #32				
	ESCRROW #33				
	ESCRROW #34				
	ESCRROW #35				
	ESCRROW #36				
	ESCRROW #37				
	ESCRROW #38				
	ESCRROW #39				
	ESCRROW #40				
	ESCRROW #41				
	ESCRROW #42				
	ESCRROW #43				
	ESCRROW #44				
	ESCRROW #45				

COMBINED STATEMENT OF CASH POSITION FOR JULY

FUND NAME	CHECKING ACCOUNT	CHECKING AMOUNT	TDOA ACCOUNT	TDOA AMOUNT	FUND TOTAL
	ESCROW #46				
	ESCROW #47				
	ESCROW #48				
	ESCROW #49				
	ESCROW #50				
	ESCROW #51				
	ESCROW #52				
	ESCROW #53				
	ESCROW #54				
	ESCROW #55				
	ESCROW #56				
	ESCROW #57				
	ESCROW #58				
	ESCROW #59				
	ESCROW #60				
	ESCROW #61				
	ESCROW #62				
	ESCROW #63				
	ESCROW #64				
	ESCROW #65				
	ESCROW #66				
	ESCROW #67				
	ESCROW #68				
	ESCROW #69				
	ESCROW #70				
	ESCROW #71				
	ESCROW #72				
	ESCROW #73				
	ESCROW #74				
	ESCROW #75				
	ESCROW #76				
	ESCROW #77				
	ESCROW #78				
	ESCROW #79				
	ESCROW #80				
	ESCROW #81				
	ESCROW #82				
	ESCROW #83				
	ESCROW #84				
	ESCROW #85				
	ESCROW #86				
	ESCROW #87				
	ESCROW #88				
2022 017 BUILDING SECURITY FUND	FIN CLEAR	2,367.44	TDOA MBIA	29,099.75	31,467.19
2022 018 JUSTICE COURT BLDG SECURITY FUND	FIN CLEAR	2,677.45	TDOA	9,443.32	12,120.77
2022 019 DA FORFEITURE FUND	ESCROW #13				
	ESCROW #14				
	ESCROW #15				
	ESCROW #16				
	ESCROW #45				
2022 021 ROAD & BRIDGE - PCT. 1	FIN CLEAR	1,293.29-	TDOA	233,714.42	233,670.07

FUND NAME	CHECKING ACCOUNT	CHECKING AMOUNT	TDOA ACCOUNT	TDOA AMOUNT	FUND TOTAL
2022 022 ROAD & BRIDGE - PCT. 2	FIN CLEAR	3,821.25	TDOA MBIA	737,880.55	1,916,868.88
2022 023 ROAD & BRIDGE - PCT. 3	FIN CLEAR	86.05-	TDOA MBIA	1,175,167.08	1,916,868.88
2022 024 ROAD & BRIDGE - PCT. 4	FIN CLEAR	5,440.07	TDOA MBIA	351,698.57	1,687,739.22
2022 026 ROAD & BRIDGE - GEN	FIN CLEAR	4,170.18	TDOA MBIA	1,336,126.70	1,526,700.12
2022 035 VICTIM COORDINATOR GRANT	FIN CLEAR	15,828.87-	TDOA MBIA	337,739.70	8,201.56
2022 036 DA FORFEITURE FUND II	FIN CLEAR	1,448.20	TDOA MBIA	1,183,520.35	15,828.87-
2022 037 CONSTABLE PCT #4 SEIZURE	FIN CLEAR	819.89	TDOA MBIA	4,031.38	78,478.59
2022 040 COUNTY LAW LIBRARY FUND	FIN CLEAR	2,413.42	TDOA MBIA	77,990.01	79,926.79
2022 042 COUNTY FREE LIBRARY	FIN CLEAR	41,194.70	TDOA MBIA	3,897.12	4,717.01
2022 047 DIGITIZE RECORDS	FIN CLEAR	4,548.22	TDOA MBIA	77,990.01	80,403.43
2022 048 SUPPLEMENTAL GUARDIANSHIP	FIN CLEAR	3,091.80	TDOA MBIA	153.37	41,194.70
2022 049 COUNTY CHILD ABUSE PREVENTION	FIN CLEAR	1,341.14	TDOA MBIA	39,593.81	153.37
2022 050 COURT RELATED PROGRAMS	FIN CLEAR	902.93-	TDOA MBIA	8,312.68	44,142.03
2022 052 COUNTY & DISTRICT TECH FUND	FIN CLEAR	4,350.33	TDOA MBIA	14,033.78	11,404.48
2022 053 CAPITALCREDITSECONOMICDEVELOP	FIN CLEAR	26,897.00	TDOA MBIA	8,010.57	15,374.92
2022 054 DISTRICT CLERK TECHNOLOGY FUND	FIN CLEAR	28.89	TDOA MBIA	292,580.43	7,107.64
2022 055 CHAPTER 19	FIN CLEAR	189.49	TDOA MBIA	35,160.75	332,091.51
2022 056 COUNTY RECORDS FUND	FIN CLEAR	189.49	TDOA MBIA	28.89	28.89
2022 057 COUNTY CLERK RECORDS FUND	FIN CLEAR	1,034,052.77	TDOA MBIA	189.49	1,060,949.77

DATE 08/29/2022 TIME 09:12

COMBINED STATEMENT OF CASH POSITION FOR JULY

GEL102 PAGE

FUND NAME	CHECKING ACCOUNT	CHECKING AMOUNT	TDOA ACCOUNT	TDOA AMOUNT	FUND TOTAL
2022 058 DISTRICT CLERK RECORDS FUND	FIN CLEAR	5,301.62	TDOA	193,233.59	198,535.21
2022 059 COUNTY CLERK ARCHIVE	FIN CLEAR		TDOA	587.13	587.13
2022 070 PERMANENT IMPROVEMENT FUND	FIN CLEAR		TDOA		
2022 075 RIGHT-OF-WAY FUND	FIN CLEAR		TDOA		
2022 084 TAX ANTICIPATION NOTES	FIN CLEAR		TDOA		
2022 085 DEBT SERVICE FUND	DEBT CL	49,137.98	TDOA	62,052.33	111,190.31
2022 087 VZC INDIGENT HEALTH PROGRAM	FIN CLEAR	414.97	TDOA	162,192.06	162,607.03
2022 088 SOIL CONSERVATION DIST FUND	FIN CLEAR	6,334.03	TDOA	33,478.99	39,813.02
2022 090 APPELLATE JUSTICE SYSTEM	FIN CLEAR	420.35	TDOA	420.35	420.35
2022 095 PAYROLL CLEARING ACCOUNT.	PAYCLEAR	194,039.82	MBIA		194,039.82
2022 096 GEN FIXED ASSETS ACCOUNT	GRP		MBIA		
2022 097 LONG TERM DEBT GROUP			MBIA		
2022 131 VAN ZANDT COUNTY JAIL	FIN CLEAR	22,129.27-	TDOA	876,512.68	854,383.41
2022 132 VAN ZANDT COUNTY SHERIFF	DEPTFIN CLEAR	18,404.71-	TDOA	710,500.00	692,095.29
2022 136 STATEWIDE EMERGENCY RADIO	INFIN CLEAR		TDOA		
2022 145 SOLID WASTE GRANT	FIN CLEAR		TDOA		
2022 147 2020 HAVA CARDS ACT	FIN CLEAR	1,846.74	TDOA	15,082.36	16,929.10
2022 400 FRUITVALE 2021 TXCDBG	722048WATER		MBIA		
2022 401 BENWHEELERMSC	71348911131115		MBIA		
2022 402 LITTLEHOPEMOOREMSC	7130260813		MBIA		
2022 540 PRETRIAL SUPERVISION	FIN CLEAR	6,602.27	TDOA	110,512.31	117,114.58
2022 541 COMMUNITY SUP & CORRECTIONS	FIN CLEAR	10,309.19-	TDOA	240,912.44	230,603.25
2022 542 ADULT PROBATION CIVIL	FIN CLEAR	1,559.80	TDOA	56,330.98	

FUND NAME	CHECKING ACCOUNT	CHECKING AMOUNT	TDOA ACCOUNT	TDOA AMOUNT	FUND TOTAL
2022 543 HIGH RISK SUBSTANCE ABUSE -CFIN CLEAR		1,152.22-	TDOA MBIA	312,741.98	370,632.76
2022 544 HIGH RISK SEX OFFENDER -CCP FIN CLEAR		8,308.05	TDOA MBIA		1,152.22-
2022 545 GRANT C COMMIT REDUCTION PROFIN CLEAR					8,308.05
2022 546 JUVENILE PROBATION FUND	FIN CLEAR	7,568.30	TDOA MBIA	315,000.00	442,568.30
				120,000.00	
2022 547 VZCJPD STATE AID GRANT A	FIN CLEAR	66,165.60	TDOA MBIA		66,165.60
2022 549 VZCJPD - GRANT N	FIN CLEAR	4,479.81	TDOA MBIA		4,479.81
2022 550 D A SUPPLEMENTAL FUND	FIN CLEAR	450.99	TDOA MBIA		450.99
2022 551 PROJECT ELEVATE JUV CJD GRAFIN CLEAR					61.00-
2022 552 ETCOG RESIDENTIAL	FIN CLEAR	61.00-			
2022 555 JUVENILE PROBATION INTEREST FIN CLEAR		112.43	TDOA MBIA	25,006.46	25,671.27
				552.38	
2022 556 REGIONAL SERVICE ENHANCEMENTFIN CLEAR		10,509.28			10,509.28
2022 558 GRANT S	FIN CLEAR	43,407.32			43,407.32
2022 559 MENTAL IMPAIRMENT CASELOAD	FIN CLEAR	865.89	TDOA MBIA		865.89
2022 565 INDIGENT DEFENSE GRANT	FIN CLEAR	3,467.37	TDOA	27,642.64	31,110.01
2022 567 FIRE MARSHAL	FIN CLEAR	20,249.18	TDOA MBIA	294,938.31	425,693.22
				110,505.73	
2022 568 TECHNOLOGY RESOURCES	FIN CLEAR		TDOA		
2022 569 HAVA ELECTION GRANT	FIN CLEAR	304.60	TDOA	20,269.85	20,574.45
2022 570 GOLDEN WATER SUPPLY CORP					
2022 580 D.A. CHECK COLLECTION FUND	FIN CLEAR	750.65	TDOA MBIA	7,205.03	7,955.68
2022 591 CONSTABLE #1 TIEOSE FUND	FIN CLEAR	2,780.68	TDOA MBIA	.33	2,781.01
2022 592 CONSTABLE #2 TIEOSE FUND	FIN CLEAR	1,777.78	MBIA		1,777.78
2022 593 CONSTABLE #3 TIEOSE FUND	FIN CLEAR	3,439.07	MBIA		3,439.07

DATE 08/29/2022 TIME 09:12

COMBINED STATEMENT OF CASH POSITION FOR JULY

GEL102 PAGE

6

FUND NAME	CHECKING ACCOUNT	CHECKING AMOUNT	TDOA ACCOUNT	TDOA AMOUNT	FUND TOTAL
2022 594 CONSTABLE #4 TLEOSE FUND	FIN CLEAR	592.36	TDOA MBIA	4,920.41	5,512.77
2022 595 SHERIFF TLEOSE FUND	FIN CLEAR	882.84	TDOA MBIA	14,052.46	14,935.30
2022 596 DA TLEOSE FUND	FIN CLEAR	3,159.94	MBIA	3,159.94	3,159.94
2022 600 JUSTICE COURT TECHNOLOGY FUND	FIN CLEAR	3,412.77	TDOA MBIA	52,692.18	56,104.95
2022 800 CONTRIBUTION RELIEF FUND	FIN CLEAR		TDOA	16,082.93	16,082.93
2022 802 VETERAN'S MEMORIAL WALL FUND	FIN CLEAR		TDOA		
2022 803 HISTORICAL COMMISSION	FIN CLEAR	839.53	TDOA	10,307.79	11,147.32
2022 804 VAN TORNADO-ASSISTANCE	FIN CLEAR				
2022 805 FEMA - DEC 2015 STORM	FIN CLEAR		TDOA		
2022 806 FEMA APRIL 2016 STORM	FIN CLEAR				
2022 807 HAZARD MITIGATION GRANT	FIN CLEAR		TDOA		
2022 808 COURTHOUSE PLANNING GRANT	FIN CLEAR				
2022 809 PRETRIAL INTERVENTION PROGRAM	FIN CLEAR	1,894.83	TDOA	37,475.75	39,370.58
2022 810 SHERIFF JUSTICE FORFEITURE	FIN CLEAR	870.00	TDOA	25,533.65	26,403.65
2022 811 SHERIFF TREASURY FORFEITURE	FIN CLEAR		TDOA		
2022 812 CONSTABLE PCT #1 FORFEITURE	FIN CLEAR	500.00	TDOA		500.00
2022 813 VOICES - JUV CJD GRANT	FIN CLEAR	16,579.61			16,579.61
2022 814 LOCAL TRUANCY PREVENTION & DEFIN	FIN CLEAR	3,482.92	TDOA	16,000.00	19,482.92
2022 815 COVID -19	FIN CLEAR		TDOA MBIA TX CLASS		
2022 816 COUNTY INFRASTRUCTURE FUND GRANT	FIN CLEAR	11,605.02	TDOA MBIA		11,605.02
2022 817 AMERICAN RESCUE PLAN	FIN CLEAR	75,656.31	TDOA MBIA TX CLASS	10,790,739.08	10,866,395.39
TOTAL		779,413.45		33,814,416.58	34,593,830.03

CHECK ACCOUNT

CHECK

ACCOUNT BALANCE - FIN CLEAR	299,154.58
ACCOUNT BALANCE - CTY JURY	3,411.00
ACCOUNT BALANCE - ESCROW #1	2,463.86
ACCOUNT BALANCE - ESCROW #2	9,735.51
ACCOUNT BALANCE - ESCROW #3	6,006.06
ACCOUNT BALANCE - ESCROW #4	37,557.71
ACCOUNT BALANCE - ESCROW #5	2,970.52
ACCOUNT BALANCE - ESCROW #6	11,683.95
ACCOUNT BALANCE - ESCROW #7	2,000.91
ACCOUNT BALANCE - ESCROW #8	934.41
ACCOUNT BALANCE - ESCROW #9	1,052.41
ACCOUNT BALANCE - ESCROW #10	29,079.48
ACCOUNT BALANCE - ESCROW #11	5,592.17
ACCOUNT BALANCE - ESCROW #12	5,100.76
ACCOUNT BALANCE - ESCROW #14	27,361.19
ACCOUNT BALANCE - ESCROW #15	85,004.65
ACCOUNT BALANCE - ESCROW #17	6,485.28
ACCOUNT BALANCE - ESCROW #84	641.20
ACCOUNT BALANCE - DEBT CL	49,137.98
ACCOUNT BALANCE - PAYCLEAR	194,039.82
TOTAL	<u>779,413.45</u>

TDOA ACCOUNT

TDOA

ACCOUNT BALANCE - TDOA	7,847,638.69
ACCOUNT BALANCE - MBIA	15,176,038.81
ACCOUNT BALANCE - TX CLASS	10,790,739.08
TOTAL	<u>33,814,416.58</u>



FUND NAME	**** MONTH TO DATE **** REVENUES	**** MONTH TO DATE **** EXPENSES	**** YEAR TO DATE **** REVENUES	**** YEAR TO DATE **** EXPENSES
2022 GENERAL FUND	328,833.62	1,175,777.61	14,136,399.30	11,183,063.40
2022 RESERVE FUNDS	.00	.00	.00	.00
2022 SHERIFF CHAPTER 59 FORFEITURE	50.46	.00	18,460.47	.00
2022 DA FORFEITURE FUND	.00	.00	.00	.00
2022 BUILDING SECURITY FUND	6,127.76	4,569.90	51,326.90	48,846.53
2022 JUSTICE COURT BLDG SECURITY	267.24	655.00	1,980.51	3,047.00
2022 DA FORFEITURE FUND	.00	.00	.00	.00
2022 ROAD & BRIDGE - PCT. 1	27,536.68	228,707.65	1,983,084.12	1,631,291.33
2022 ROAD & BRIDGE - PCT. 2	34,498.92	367,667.76	2,433,441.37	1,774,085.50
2022 ROAD & BRIDGE - PCT. 3	50,107.42	355,395.58	2,229,582.90	1,766,085.68
2022 ROAD & BRIDGE - PCT. 4	26,830.05	400,997.95	1,875,162.56	1,083,086.75
2022 ROAD & BRIDGE - GEN	4,675.65	3,984.76	46,689.52	42,351.76
2022 VICTIM COORDINATOR GRANT	.00	5,902.20	33,366.64	50,988.83
2022 DA FORFEITURE FUND II	860.57	900.25	142,012.63	113,730.70
2022 CONSTABLE PCT #4 SEIZURE	4.69	.00	12.02	.00
2022 COUNTY LAW LIBRARY FUND	3,208.59	2,229.82	23,809.80	22,137.14
2022 COUNTY FREE LIBRARY	11,351.12	9,756.21	113,412.98	100,789.00
2022 DIGITIZE RECORDS	153.37	.00	8,617.95	.00
2022 SUPPLEMENTAL GUARDIANSHIP	627.69	.00	4,261.60	.00
2022 COUNTY CHILD ABUSE PREVENTION	66.70	.00	323.16	.00
2022 COURT RELATED PROGRAMS	368.99	.00	5,052.50	.00
2022 COUNTY & DISTRICT TECH FUND	100.86	2,307.00	1,254.79	2,307.00
2022 CAPITALCREDITSECONOMICDEVELOP	401.36	.00	1,052.30	25,775.00
2022 DISTRICT CLERK TECHNOLOGY FUND	28.89	.00	2,538.42	19,605.00
2022 CHAPTER 19	.00	.00	.00	.00
2022 COUNTY RECORDS FUND	189.49	.00	4,046.00	1,961.00

FUND NAME	***** MONTH TO DATE ***** REVENUES	***** YEAR TO DATE ***** REVENUES	***** MONTH TO DATE ***** EXPENSES	***** YEAR TO DATE ***** EXPENSES
2022 COUNTY CLERK RECORDS FUND	26,770.36	131,492.73	.00	60,894.60
2022 DISTRICT CLERK RECORDS FUND	2,371.79	10,828.55	.00	.00
2022 COUNTY CLERK ARCHIVE	587.13	108,426.82	.00	246,395.34
2022 PERMANENT IMPROVEMENT FUND	.00	.00	.00	.00
2022 RIGHT-OF-WAY FUND	.00	.00	.00	.00
2022 TAX ANTICIPATION NOTES	.00	.00	.00	.00
2022 DEBT SERVICE FUND	6,846.55	552,418.14	.00	1,092,512.81
2022 VZC INDIGENT HEALTH PROGRAM	18,333.00	213,928.10	27,065.61	169,816.96
2022 SOIL CONSERVATION DIST FUND	6,040.32	217,424.96	.00	244,928.25
2022 APPELLATE JUSTICE SYSTEM FUND	450.00	3,365.00	1,125.00	4,630.00
2022 PAYROLL CLEARING ACCOUNT.	.00	.00	.00	.00
2022 GEN FIXED ASSETS ACCOUNT GRP	.00	.00	.00	.00
2022 LONG TERM DEBT GROUP	.00	.00	.00	.00
2022 VAN ZANDT COUNTY JAIL	238,248.22	2,383,797.68	261,577.21	1,790,307.85
2022 VAN ZANDT COUNTY SHERIFF DEPT	269,344.00	2,823,973.66	258,478.58	2,362,393.48
2022 STATEWIDE EMERGENCY RADIO INFRA	.00	.00	12,728.28	12,728.28
2022 SOLID WASTE GRANT	.00	.00	.00	.00
2022 2020 HAVA CARES ACT	18.16	46.72	.00	.00
2022 FRUITVALE 2021 TXCDBG 7220480	.00	146,770.50	.00	146,770.50
2022 BENWHEELERWSC 71348911131115	.00	.00	.00	.00
2022 LITTLEHOPEMOOREWSC713026081315	.00	.00	.00	.00
2022 PRETRIAL SUPERVISION	2,943.12	37,957.00	3,812.75	47,908.16
2022 COMMUNITY SUP & CORRECTIONS	27,709.11	503,640.35	45,605.92	522,255.18
2022 ADULT PROBATION CIVIL	1,672.93	13,887.76	1,226.90	14,021.94
2022 HIGH RISK SUBSTANCE ABUSE -CCP	.00	43,453.13	3,913.30	44,651.73
2022 HIGH RISK SEX OFFENDER -CCP	.00	62,020.00	4,699.22	53,610.29

FUND NAME	***** MONTH TO DATE ***** REVENUES	***** YEAR TO DATE ***** REVENUES	***** MONTH TO DATE ***** EXPENSES	***** YEAR TO DATE ***** EXPENSES
2022 GRANT C COMMIT REDUCTION PROG	.00	.00	.00	.00
2022 JUVENILE PROBATION FUND	58,784.79	531,618.33	41,571.50	472,332.21
2022 VZCJPD STATE AID GRANT A	39,388.00	472,668.00	35,872.26	404,756.52
2022 VZCJPD - GRANT N	.00	.00	.00	.00
2022 D A SUPPLEMENTAL FUND	.00	15,000.00	1,728.01	17,827.43
2022 PROJECT ELEVAITE JUV CJD GRANT	.00	.00	.00	.00
2022 ETCOG RESIDENTIAL	.00	1,950.00	.00	.00
2022 JUVENILE PROBATION INTEREST	578.44	1,478.00	.00	.00
2022 REGIONAL SERVICE ENHANCEMENT	6,966.00	88,957.24	12,196.97	78,613.29
2022 GRANT S	11,419.39	137,028.39	12,329.28	93,623.92
2022 MENTAL IMPAIRMENT CASELOAD	.00	44,990.20	3,867.04	44,124.07
2022 INDIGENT DEFENSE GRANT	.00	21,506.00	3,815.86	43,284.22
2022 FIRE MARSHAL	26,469.62	250,268.21	12,375.00	127,648.39
2022 TECHNOLOGY RESOURCES	.00	.00	.00	.00
2022 HAVA ELECTION GRANT	24.40	54.54	.00	.00
2022 GOLDEN WATER SUPPLY CORP	.00	.00	.00	.00
2022 D.A. CHECK COLLECTION FUND	133.67	401.03	242.97	2,511.14
2022 CONSTABLE #1 TLEOSE FUND	.00	554.14	.00	784.99
2022 CONSTABLE #2 TLEOSE FUND	.00	.00	.00	914.70
2022 CONSTABLE #3 TLEOSE FUND	.00	.00	.00	773.75
2022 CONSTABLE #4 TLEOSE FUND	5.92	569.84	.00	.00
2022 SHERIFF TLEOSE FUND	16.92	3,721.44	.00	1,128.20
2022 DA TLEOSE FUND	.00	554.65	.00	.00
2022 JUSTICE COURT TECHNOLOGY FUND	861.69	6,660.94	.00	10,985.23
2022 CONTRIBUTION RELIEF FUND	.00	.00	.00	.00
2022 VETERAN'S MEMORIAL WALL FUND	.00	.00	.00	.00

FUND NAME	***** MONTH TO DATE ***** REVENUES	***** YEAR TO DATE ***** REVENUES	***** MONTH TO DATE ***** EXPENSES	***** YEAR TO DATE ***** EXPENSES
2022 HISTORICAL COMMISSION	11.83	2,381.83	.00	67.32
2022 VAN TORNADO-ASSISTANCE	.00	.00	.00	.00
2022 FEMA - DEC 2015 STORM	.00	.00	.00	.00
2022 FEMA APRIL 2016 STORM	.00	.00	.00	.00
2022 HAZARD MITIGATION GRANT	.00	.00	.00	.00
2022 COURTHOUSE PLANNING GRANT	.00	.00	.00	.00
2022 PRETRIAL INTERVENTION PROGRAM	1,445.13	9,418.68	1,474.30	15,668.63
2022 SHERIFF JUSTICE FORFEITURE FUN	30.74	79.13	.00	.00
2022 SHERIFF TREASURY FORFEITURE FU	.00	.00	.00	.00
2022 CONSTABLE PCT #1 FORFEITURE FU	.00	.00	.00	.00
2022 VOICES - JUV CJD GRANT	.00	20,228.13	4,148.32	36,639.66
2022 LOCAL TRUANCY PREVENTION & DIV	954.75	6,830.87	.00	.00
2022 COVID -19	.00	.00	.00	.00
2022 COUNTY INFRASTRUCTURE FUND GRANT	.00	.00	.00	5,250.00
2022 AMERICAN RESCUE PLAN	15,011.68	5,528,845.94	15,826.53	159,343.69
TOTAL	1,259,727.78	37,515,085.07	3,324,532.50	26,199,254.35

ACCOUNT NAME	BEGINNING CASH BALANCE	CASH RECEIPTS	CASH DISBURSEMENTS	ENDING CASH BALANCE
2022 010 GENERAL FUND				
COINS	1.00	.00	.00	1.00
CASH	107,065.18	2,625,035.17	2,728,326.45	3,773.90
RETURNED CHECK FEES	.00	.00	.00	.00
AMERICAN NATIONAL CASH	.00	.00	.00	.00
VZC JURY CASH CLEARING	3,411.00	.00	.00	3,411.00
VZC CHECKING DEBT SERVICE	.00	.00	.00	.00
PETTY CASH COLLECTION-PCT. 1	100.00	.00	.00	100.00
PETTY CASH-CITY CLERK	500.00	.00	.00	500.00
PETTY CASH-DIST CLERK	400.00	.00	.00	400.00
COUNTY COURT JURY CASH	.00	.00	.00	.00
DISTRICT COURT JURY CASH	.00	.00	.00	.00
PETTY CASH-JP #1	200.00	.00	.00	200.00
PETTY CASH-JP #2	200.00	.00	.00	200.00
PETTY CASH-JP #4	200.00	.00	.00	200.00
PETTY CASH-SHERIFF	200.00	.00	.00	200.00
PETTY CASH-TAX COLLECTOR	3,300.00	.00	.00	3,300.00
PETTY CASH-TAX COLL (BOAT)	.00	.00	.00	.00
PETTY CASH-TAX (BOAT CK ACCT)	2.70	.00	.00	2.70
TIME DEPOSIT ON ACCOUNT	2,033,229.92	1,194,537.71	1,950,000.00	1,277,767.63
MBIA MUNICIPAL INVESTORS SERV	9,843,730.41	13,713.31	.00	9,857,443.72
FUND TOTALS	11,992,340.21	3,833,286.19	4,678,326.45	11,147,299.95
2022 012 RESERVE FUNDS				
CASH	.00	.00	.00	.00
TIME DEPOSIT ON ACCOUNT	.00	.00	.00	.00
MBIA MUNICIPAL INVESTORS SERV	.00	.00	.00	.00
FUND TOTALS	.00	.00	.00	.00
2022 015 SHERIFF CHAPTER 59 FORFEITURE				
CASH	6,743.47	.00	6,000.00	743.47
AMERICAN NATIONAL CASH	.00	.00	.00	.00
CASH-OTHER	.00	.00	.00	.00
TIME DEPOSIT ON ACCOUNT	36,421.07	6,050.46	.00	42,471.53
MBIA MUNICIPAL INVESTORS SERV	.00	.00	.00	.00
FUND TOTALS	43,164.54	6,050.46	6,000.00	43,215.00
2022 016 DA FORFEITURE FUND				
CASH	2,463.76	.00	.00	2,463.86
D. A. ESCROW/BART ROGERS	9,735.10	.10	.00	9,735.51
D. A. ESCROW	6,005.78	.41	.00	6,006.06
D. A. ESCROW/CALE	37,556.12	1.59	.00	37,557.71
D. A. ESCROW/JERNIGAN	2,970.39	.13	.00	2,970.52
D. A. ESCROW-ROLINS	11,683.45	.50	.00	11,683.95
D. A. ESCROW/#6 JERNIGAN #2	2,000.83	.08	.00	2,000.91
D. A. ESCROW/KOROSSEC	934.37	.04	.00	934.41
D. A. ESCROW/	1,052.36	.05	.00	1,052.41
D. A. ESCROW/#9 NORRIS	29,078.24	1.24	.00	29,079.48
D. A. ESCROW/	5,591.93	.24	.00	5,592.17
D. A. ESCROW/#11 DAWSON	5,100.54	.22	.00	5,100.76
D. A. ESCROW/MCCTELLEN	.00	.00	.00	.00
D. A. ESCROW/WILLIAMS/JENKINS	27,360.00	1.19	.00	27,361.19
D. A. ESCROW/MURRAY/YOUNG	.00	85,004.65	.00	85,004.65
D. A. ESCROW/R. LOPEZ	.00	.00	.00	.00
D. A. ESCROW/	.00	.28	.00	.00
D. A. ESCROW/K. TURNER	6,485.00	.00	.00	6,485.28









ACCOUNT NAME	BEGINNING CASH BALANCE	CASH RECEIPTS	CASH DISBURSEMENTS	ENDING CASH BALANCE
2022 021 ROAD & BRIDGE - PCT. 1				
CASH	7,555.30	65,879.46	74,728.05	1,293.29
TIME DEPOSIT ON ACCOUNT	273,412.54	301.88	40,000.00	233,714.42
MBIA MUNICIPAL INVESTORS	981,400.60	1,367.19	114,728.05	982,767.79
FUND TOTALS	1,262,368.44	67,548.53	114,728.05	1,215,188.92
2022 022 ROAD & BRIDGE - PCT. 2				
CASH	6,142.22	387,012.36	389,333.33	3,821.25
TIME DEPOSIT ON ACCOUNT	1,091,815.31	1,065.24	355,000.00	737,880.55
MBIA MUNICIPAL INVESTORS	1,173,532.23	1,624.85	744,333.33	1,175,167.08
FUND TOTALS	2,271,489.76	389,712.45	744,333.33	1,916,868.88
2022 023 ROAD & BRIDGE - PCT. 3				
CASH	2,503.79	121,791.26	124,381.10	86.05
TIME DEPOSIT ON ACCOUNT	425,241.18	457.39	74,000.00	351,698.57
MBIA MUNICIPAL INVESTORS	1,334,267.93	1,858.77	198,381.10	1,336,126.70
FUND TOTALS	1,762,012.90	124,107.42	198,381.10	1,687,739.22
2022 024 ROAD & BRIDGE - PCT. 4				
CASH	1,963.72	337,583.09	334,106.74	5,440.07
TIME DEPOSIT ON ACCOUNT	650,139.21	600.49	313,000.00	337,739.70
MBIA MUNICIPAL INVESTORS	1,181,873.88	1,646.47	647,106.74	1,183,520.35
FUND TOTALS	1,833,976.81	339,830.05	647,106.74	1,526,700.12
2022 026 ROAD & BRIDGE - GEN				
CASH	7,083.77	9,668.00	12,581.59	4,170.18
TIME DEPOSIT ON ACCOUNT	1,023.73	8,007.65	5,000.00	4,031.38
MBIA MUNICIPAL INVESTORS	8,107.50	17,675.65	17,581.59	8,201.56
FUND TOTALS	10,612.34	25,351.30	35,163.18	15,828.87
2022 035 VICTIM COORDINATOR GRANT				
CASH	10,612.34	.00	5,216.53	5,395.81
TIME DEPOSIT ON ACCOUNT	.00	.00	.00	.00
MBIA MUNICIPAL INVESTORS	10,612.34	.00	5,216.53	5,395.81
FUND TOTALS	10,612.34	.00	5,216.53	5,395.81
2022 036 DA FORFEITURE FUND II				
CASH	4,704.94	766.39	4,023.13	1,448.20
TIME DEPOSIT ON ACCOUNT	75,384.41	3,094.18	.00	78,478.59
MBIA MUNICIPAL INVESTORS	80,089.35	3,860.57	4,023.13	79,926.79
FUND TOTALS	158,178.70	7,721.14	4,023.13	157,875.71
2022 037 CONSTABLE PCT #4 SEIZURE				
CASH	819.89	.00	.00	819.89
TIME DEPOSIT ON ACCOUNT	3,892.43	4.69	.00	3,897.12
MBIA MUNICIPAL INVESTORS	4,712.32	4.69	.00	4,717.01
FUND TOTALS	9,424.64	9.38	.00	9,434.02
2022 040 COUNTY LAW LIBRARY FUND				
CASH	5,178.24	3,115.00	5,879.82	2,413.42

ACCOUNT NAME	BEGINNING CASH BALANCE	CASH RECEIPTS	CASH DISBURSEMENTS	ENDING CASH BALANCE
2022 042 COUNTY FREE LIBRARY	80,074.66	6,208.59	5,879.82	80,403.43
CASH	40,753.59	11,351.12	10,910.01	41,194.70
TIME DEPOSIT ON ACCOUNT	.00	.00	.00	.00
MBIA MUNICIPAL INVESTORS SERV	40,753.59	11,351.12	10,910.01	41,194.70
FUND TOTALS				
2022 047 DIGITIZE RECORDS	624.17	.00	624.17	153.37
CASH	127,216.51	153.37	127,216.51	153.37
TIME DEPOSIT ON ACCOUNT	.00	.00	.00	.00
MBIA	127,216.51	153.37	127,216.51	153.37
FUND TOTALS				
2022 048 SUPPLEMENTAL GUARDIANSHIP	3,968.22	580.00	.00	4,548.22
CASH	39,546.12	47.69	.00	39,593.81
TEXPOOL	43,514.34	627.69	.00	44,142.03
FUND TOTALS				
2022 049 COUNTY CHILD ABUSE PREVENTION	3,035.10	56.70	.00	3,091.80
CASH	8,302.68	10.00	.00	8,312.68
TIME DEPOSIT ON ACCOUNT	11,337.78	66.70	.00	11,404.48
FUND TOTALS				
2022 050 COURT RELATED PROGRAMS	989.05	352.09	.00	1,341.14
CASH	14,016.88	16.90	.00	14,033.78
TIME DEPOSIT ON ACCOUNT	15,005.93	368.99	.00	15,374.92
MBIA MUNICIPAL INVESTORS SERV				
FUND TOTALS				
2022 052 COUNTY & DISTRICT TECH FUND	4,311.44	92.63	5,307.00	902.93
CASH	5,001.27	3,009.30	.00	8,010.57
TIME DEPOSIT ON ACCOUNT	.00	.00	.00	.00
MBIA	9,312.71	3,101.93	5,307.00	7,107.64
FUND TOTALS				
2022 053 CAPITALCREDITSECONOMICDEVELOP	4,350.33	.00	.00	4,350.33
CASH	292,227.98	352.45	.00	292,580.43
TIME DEPOSIT ON ACCOUNT	332,111.84	448.91	.00	332,560.75
MBIA	331,690.15	401.36	.00	332,091.51
FUND TOTALS				
2022 054 DISTRICT CLERK TECHNOLOGY FUND	3,051.24	.00	3,051.24	.00
CASH	23,094.21	2,028.89	25,094.21	28.89
TIME DEPOSIT ON ACCOUNT	.00	.00	.00	.00
MBIA MUNICIPAL INVESTORS SERV	26,145.45	2,028.89	28,145.45	28.89
FUND TOTALS				
2022 055 CHAPTER 19	.00	.00	.00	.00
TIME DEPOSIT ON ACCOUNT	.00	.00	.00	.00
MBIA	.00	.00	.00	.00
FUND TOTALS				
2022 056 COUNTY RECORDS FUND	5,140.10	.00	5,140.10	.00
CASH				

ACCOUNT NAME	BEGINNING CASH BALANCE	CASH RECEIPTS	CASH DISBURSEMENTS	ENDING CASH BALANCE
2022 057 COUNTY CLERK RECORDS FUND	1,656.98	31,406.22	5,166.20	26,897.00
CASH DEPOSIT ON ACCOUNT	406,744.43	632,308.34	5,000.00	1,034,052.77
MBIA MUNICIPAL INVESTORS SERV	.00	.00	.00	.00
FUND TOTALS	408,401.41	663,714.56	11,166.20	1,060,949.77
2022 058 DISTRICT CLERK RECORDS FUND	308.66	4,992.96	.00	5,301.62
CASH DEPOSIT ON ACCOUNT	25,488.61	167,744.98	.00	193,233.59
FUND TOTALS	25,797.27	172,737.94	.00	198,535.21
2022 059 COUNTY CLERK ARCHIVE	737.31	.00	737.31	.00
CASH DEPOSIT ON ACCOUNT	486,986.20	587.13	486,986.20	587.13
FUND TOTALS	487,723.51	587.13	487,723.51	587.13
2022 070 PERMANENT IMPROVEMENT FUND	.00	.00	.00	.00
CASH DEPOSIT ON ACCOUNT	.00	.00	.00	.00
MBIA MUNICIPAL INVESTORS SERV	.00	.00	.00	.00
FUND TOTALS	.00	.00	.00	.00
2022 075 RIGHT-OF-WAY FUND	.00	.00	.00	.00
CASH DEPOSIT ON ACCOUNT	.00	.00	.00	.00
MBIA MUNICIPAL INVESTORS SERV	.00	.00	.00	.00
FUND TOTALS	.00	.00	.00	.00
2022 084 TAX ANTICIPATION NOTES	.00	.00	.00	.00
CASH DEPOSIT ON ACCOUNT	.00	.00	.00	.00
MBIA MUNICIPAL INVESTORS SERV	.00	.00	.00	.00
FUND TOTALS	.00	.00	.00	.00
2022 085 DEBT SERVICE FUND	42,377.75	6,760.23	.00	49,137.98
CASH DEPOSIT ON ACCOUNT	.00	.00	.00	.00
MBIA MUNICIPAL INVESTORS SERV	61,966.01	86.32	.00	62,052.33
FUND TOTALS	104,343.76	6,846.55	.00	111,190.31
2022 087 VZC INDIGENT HEALTH PROGRAM	11,686.35	40,489.87	51,761.25	414.97
CASH DEPOSIT ON ACCOUNT	159,192.06	25,000.00	22,000.00	162,192.06
MBIA MUNICIPAL INVESTORS SERV	.00	.00	.00	.00
FUND TOTALS	170,878.41	65,489.87	73,761.25	162,607.03
2022 088 SOIL CONSERVATION DIST FUND	334.03	6,000.00	.00	6,334.03
CASH DEPOSIT ON ACCOUNT	33,438.67	40.32	.00	33,478.99
MBIA MUNICIPAL INVESTORS SERV	.00	.00	.00	.00
FUND TOTALS	33,772.70	6,040.32	.00	39,813.02
2022 090 APPELLATE JUSTICE SYSTEM FUND	1,095.35	450.00	1,125.00	420.35
CASH				

ACCOUNT NAME	BEGINNING CASH BALANCE	CASH RECEIPTS	CASH DISBURSEMENTS	ENDING CASH BALANCE
2022 095 PAYROLL CLEARING ACCOUNT.	194,039.82	.00	.00	194,039.82
CASH	.00	.00	.00	.00
MBIA MUNICIPAL INVESTORS SERV	194,039.82	.00	.00	194,039.82
FUND TOTALS				
2022 096 GEN FIXED ASSETS ACCOUNT GRP	.00	.00	.00	.00
MBIA MUNICIPAL INVESTORS SERV	.00	.00	.00	.00
FUND TOTALS				
2022 097 LONG TERM DEBT GROUP	.00	.00	.00	.00
MBIA MUNICIPAL INVESTORS SERV	.00	.00	.00	.00
FUND TOTALS				
2022 131 VAN ZANDT COUNTY JAIL	4,143.07-	419,534.24	437,520.44-	22,129.27-
CASH	.00	.00	.00	.00
MEDICARE PAYABLE	.00	.00	.00	.00
VOUCHERS PAYABLE	857,012.68	200,000.00	180,500.00-	876,512.68
TIME DEPOSIT ON ACCOUNT	.00	.00	.00	.00
MBIA MUNICIPAL INVESTORS SERV	852,869.61	619,534.24	618,020.44-	854,383.41
FUND TOTALS				
2022 132 VAN ZANDT COUNTY SHERIFF DEPT	7,355.33-	520,988.58	532,037.96-	18,404.71-
CASH	710,000.00	250,000.00	249,500.00-	710,500.00
TIME DEPOSIT ON ACCOUNT	.00	.00	.00	.00
MBIA MUNICIPAL INVESTORS SERV	702,644.67	770,988.58	781,537.96-	692,095.29
FUND TOTALS				
2022 136 STATEWIDE EMERGENCY RADIO INFRA	.00	.00	.00	.00
CASH	.00	.00	.00	.00
FUND TOTALS				
2022 145 SOLID WASTE GRANT	.00	.00	.00	.00
CASH	.00	.00	.00	.00
TIME DEPOSIT ON ACCOUNT	.00	.00	.00	.00
FUND TOTALS				
2022 147 2020 HAVA CARES ACT	1,846.74	.00	.00	1,846.74
CASH	15,064.20	18.16	.00	15,082.36
TDOA	.00	.00	.00	.00
MBIA	16,910.94	18.16	.00	16,929.10
FUND TOTALS				
2022 400 FRUITVALE 2021 TXCDBG 7220480	.00	.00	.00	.00
CASH	.00	.00	.00	.00
WATER GRANT CASH	.00	.00	.00	.00
FUND TOTALS				
2022 401 BENWHEELERMSC 71348911131115	.00	.00	.00	.00
FUND TOTALS				
2022 402 LITTLEHOPEMOOREMSC713026081315	.00	.00	.00	.00
CASH	.00	.00	.00	.00
WATER GRANT CASH	.00	.00	.00	.00

ACCOUNT NAME FUND TOTALS	BEGINNING CASH BALANCE	CASH RECEIPTS	CASH DISBURSEMENTS	ENDING CASH BALANCE
2022 540 PRETRIAL SUPERVISION	7,964.68	2,810.00	4,172.41	6,602.27
CASH	110,379.19	133.12	.00	110,512.31
TDOA	118,343.87	2,943.12	4,172.41	117,114.58
FUND TOTALS				
2022 541 COMMUNITY SUP & CORRECTIONS	32.66	39,877.30	50,219.15	10,309.19
CASH	100.00	.00	.00	100.00
PETTY CASH	252,620.63	291.81	12,000.00	240,912.44
TIME DEPOSIT ON ACCOUNT	.00	.00	.00	.00
MBIA MUNICIPAL INVESTORS SERV	252,753.29	40,169.11	62,219.15	230,703.25
FUND TOTALS				
2022 542 ADULT PROBATION CIVIL	1,755.50	1,170.00	1,365.70	1,559.80
CASH	56,263.13	67.85	.00	56,330.98
TDOA	312,306.90	435.08	.00	312,741.98
MBIA	370,325.53	1,672.93	1,365.70	370,632.76
FUND TOTALS				
2022 543 HIGH RISK SUBSTANCE ABUSE -CCP	3,378.18	.00	4,530.40	1,152.22
CASH	.00	.00	.00	.00
TIME DEPOSIT ON ACCOUNT	.00	.00	.00	.00
MBIA MUNICIPAL INVESTORS SERV	3,378.18	.00	4,530.40	1,152.22
FUND TOTALS				
2022 544 HIGH RISK SEX OFFENDER -CCP	13,709.99	.00	5,401.94	8,308.05
CASH	.00	.00	.00	.00
TIME DEPOSIT ON ACCOUNT	.00	.00	.00	.00
MBIA MUNICIPAL INVESTORS SERV	13,709.99	.00	5,401.94	8,308.05
FUND TOTALS				
2022 545 GRANT C COMMIT REDUCTION PROG	.00	.00	.00	.00
CASH	.00	.00	.00	.00
FUND TOTALS				
2022 546 JUVENILE PROBATION FUND	3,480.80	58,784.79	54,697.29	7,568.30
CASH	315,000.00	.00	.00	315,000.00
TIME DEPOSIT ON ACCOUNT	120,000.00	.00	.00	120,000.00
MBIA MUNICIPAL INVESTORS SERV	438,480.80	58,784.79	54,697.29	442,568.30
FUND TOTALS				
2022 547 VZCJPD STATE AID GRANT A	67,052.68	39,388.00	40,275.08	66,165.60
CASH	.00	.00	.00	.00
TIME DEPOSIT ON ACCOUNT	.00	.00	.00	.00
MBIA MUNICIPAL INVESTORS SERV	67,052.68	39,388.00	40,275.08	66,165.60
FUND TOTALS				
2022 549 VZCJPD - GRANT N	4,479.81	.00	.00	4,479.81
CASH	.00	.00	.00	.00
TIME DEPOSIT ON ACCOUNT	.00	.00	.00	.00
MBIA MUNICIPAL INVESTORS SERV	4,479.81	.00	.00	4,479.81
FUND TOTALS				
2022 550 D A SUPPLEMENTAL FUND	2,414.28	.00	1,963.29	450.99
CASH	.00	.00	.00	.00
TIME DEPOSIT ON ACCOUNT	2,414.28	.00	1,963.29	450.99
FUND TOTALS				

ACCOUNT NAME	BEGINNING CASH BALANCE	CASH RECEIPTS	CASH DISBURSEMENTS	ENDING CASH BALANCE
2022 551 PROJECT ELEVATE JUV CJD GRANT	2,414.28	.00	1,963.29	450.99
PROJECT ELEVATE CJD JUV GRANT	.00	.00	.00	.00
TIME DEPOSIT ON ACCOUNT	.00	.00	.00	.00
FUND TOTALS	.00	.00	.00	.00
2022 552 ETCOG RESIDENTIAL	61.00	.00	.00	61.00
CASH	61.00	.00	.00	61.00
FUND TOTALS	61.00	.00	.00	61.00
2022 555 JUVENILE PROBATION INTEREST	111.27	1.16	.00	112.43
CASH	24,596.89	409.57	.00	25,006.46
TIME DEPOSIT ON ACCOUNT	384.67	167.71	.00	552.38
MBIA MUNICIPAL INVESTORS SERV	25,092.83	578.44	.00	25,671.27
FUND TOTALS	25,092.83	578.44	.00	25,671.27
2022 556 REGIONAL SERVICE ENHANCEMENT	15,805.72	6,966.00	12,262.44	10,509.28
CASH	15,805.72	6,966.00	12,262.44	10,509.28
FUND TOTALS	15,805.72	6,966.00	12,262.44	10,509.28
2022 558 GRANT S	44,728.92	11,419.39	12,740.99	43,407.32
CASH	44,728.92	11,419.39	12,740.99	43,407.32
FUND TOTALS	44,728.92	11,419.39	12,740.99	43,407.32
2022 559 MENTAL IMPAIRMENT CASELOAD	5,295.67	.00	4,429.78	865.89
CASH	5,295.67	.00	4,429.78	865.89
TIME DEPOSIT ON ACCOUNT	.00	.00	.00	.00
MBIA MUNICIPAL INVESTORS SERV	5,295.67	.00	4,429.78	865.89
FUND TOTALS	5,295.67	.00	4,429.78	865.89
2022 565 INDIGENT DEFENSE GRANT	7,317.86	5,311.00	9,161.49	3,467.37
CASH	28,142.64	4,800.00	5,000.00	27,642.64
TIME DEPOSIT ON ACCOUNT	35,460.50	9,811.00	14,161.49	31,110.01
FUND TOTALS	7,317.86	5,311.00	9,161.49	3,467.37
2022 567 FIRE MARSHAL	4,429.94	29,160.00	13,340.76	20,249.18
CASH	297,782.42	355.89	3,200.00	294,938.31
TDOA	110,352.00	153.73	.00	110,505.73
MBIA	412,364.36	29,669.62	16,540.76	425,693.22
FUND TOTALS	4,429.94	29,160.00	13,340.76	20,249.18
2022 568 TECHNOLOGY RESOURCES	1.07	.00	1.07	.00
CASH	1.07	.00	1.07	.00
TIME DEPOSIT ON ACCOUNT	.00	.00	.00	.00
FUND TOTALS	1.07	.00	1.07	.00
2022 569 HAVA ELECTION GRANT	304.60	24.40	.00	304.60
CASH	20,245.45	24.40	.00	20,269.85
TDOA	.00	.00	.00	.00
MBIA	20,550.05	24.40	.00	20,574.45
FUND TOTALS	304.60	24.40	.00	304.60
2022 570 GOLDEN WATER SUPPLY CORP	.00	.00	.00	.00
GOLDEN WATER TDHCA 726216	.00	.00	.00	.00
MBIA MUNICIPAL INVESTORS SERVI	.00	.00	.00	.00

ACCOUNT NAME FUND TOTALS	BEGINNING CASH BALANCE	CASH RECEIPTS	CASH DISBURSEMENTS	ENDING CASH BALANCE
2022 580 D.A. CHECK COLLECTION FUND				
CASH	901.80	125.00	276.15-	750.65
TIME DEPOSIT ON ACCOUNT	7,196.36	8.67	.00	7,205.03
MBIA MUNICIPAL INVESTORS SERV	.00	.00	.00	.00
FUND TOTALS	8,098.16	133.67	276.15-	7,955.68
2022 591 CONSTABLE #1 TLEOSE FUND				
CASH	2,780.68	.00	.00	2,780.68
CASH - CITIZENS NATIONAL	.49-	.00	.00	.49-
TDOA	.33	.00	.00	.33
MBIA MUNICIPAL INVESTORS SERV	.00	.00	.00	.00
FUND TOTALS	2,780.52	.00	.00	2,780.52
2022 592 CONSTABLE #2 TLEOSE FUND				
CASH	1,777.78	.00	.00	1,777.78
CASH OTHER	.00	.00	.00	.00
MBIA MUNICIPAL INVESTORS SERV	.00	.00	.00	.00
FUND TOTALS	1,777.78	.00	.00	1,777.78
2022 593 CONSTABLE #3 TLEOSE FUND				
CASH	3,439.07	.00	.00	3,439.07
CASH OTHER - CITY NATIONAL	.00	.00	.00	.00
MBIA MUNICIPAL INVESTORS SERV	.00	.00	.00	.00
FUND TOTALS	3,439.07	.00	.00	3,439.07
2022 594 CONSTABLE #4 TLEOSE FUND				
CASH	592.36	.00	.00	592.36
TIME DEPOSIT ON ACCOUNT	4,914.49	5.92	.00	4,920.41
MBIA MUNICIPAL INVESTORS SERV	.00	.00	.00	.00
FUND TOTALS	5,506.85	5.92	.00	5,512.77
2022 595 SHERIFF TLEOSE FUND				
CASH	882.84	.00	.00	882.84
TDOA	14,035.54	16.92	.00	14,052.46
MBIA MUNICIPAL INVESTORS SESRV	.00	.00	.00	.00
FUND TOTALS	14,918.38	16.92	.00	14,935.30
2022 596 DA TLEOSE FUND				
CASH	3,159.94	.00	.00	3,159.94
MBIA MUNICIPAL INVESTORS SERV	.00	.00	.00	.00
FUND TOTALS	3,159.94	.00	.00	3,159.94
2022 600 JUSTICE COURT TECHNOLOGY FUND				
CASH	2,551.08	861.69	.00	3,412.77
TIME DEPOSIT ON ACCOUNT	52,692.18	.00	.00	52,692.18
MBIA MUNICIPAL INVESTORS SERV	.00	.00	.00	.00
FUND TOTALS	55,243.26	861.69	.00	56,104.95
2022 800 CONTRIBUTION RELIEF FUND				
CASH	.00	.00	.00	.00
TIME DEPOSIT ON ACCOUNT	16,082.93	.00	.00	16,082.93
FUND TOTALS	16,082.93	.00	.00	16,082.93
2022 802 VETERAN'S MEMORIAL WALL FUND				
CASH	.00	.00	.00	.00

ACCOUNT NAME TIME DEPOSIT ON ACCOUNT FUND TOTALS	BEGINNING CASH BALANCE	CASH RECEIPTS	CASH DISBURSEMENTS	ENDING CASH BALANCE
2022 803 HISTORICAL COMMISSION HISTORICAL COMMISSION CASH TIME DEPOSIT ON ACCOUNT FUND TOTALS	5,839.53 5,295.96 11,135.49	.00 5,011.83 5,011.83	5,000.00- .00 5,000.00-	839.53 10,307.79 11,147.32
2022 804 VAN TORNADO-ASSISTANCE VAN TORNADO-ASSISTANCE-CASH VTASST-TIME DEPOSITON ACCOUNT FUND TOTALS	.00 .00 .00	.00 .00 .00	.00 .00 .00	.00 .00 .00
2022 805 FEMA - DEC 2015 STORM CASH TIME DEPOSIT ON ACCOUNT FUND TOTALS	.00 .00 .00	.00 .00 .00	.00 .00 .00	.00 .00 .00
2022 806 FEMA APRIL 2016 STORM CASH TIME DEPOSIT ON ACCOUNT FUND TOTALS	.00 .00 .00	.00 .00 .00	.00 .00 .00	.00 .00 .00
2022 807 HAZARD MITIGATION GRANT CASH DEPOSIT ON ACCOUNT META MUNICIPAL INVESTORS SERV FUND TOTALS	.00 .00 .00 .00	.00 .00 .00 .00	.00 .00 .00 .00	.00 .00 .00 .00
2022 808 COURTHOUSE PLANNING GRANT CASH GRANT CASH WATER GRANT CASH FUND TOTALS	.00 .00 .00 .00	.00 .00 .00 .00	.00 .00 .00 .00	.00 .00 .00 .00
2022 809 PRETRIAL INTERVENTION PROGRAM CASH TIME DEPOSIT ON ACCOUNT FUND TOTALS	2,170.29 37,430.62 39,600.91	1,400.00 45.13 1,445.13	1,675.46- .00 1,675.46-	1,894.83 37,475.75 39,370.58
2022 810 SHERIFF JUSTICE FORFEITURE FUN CASH TIME DEPOSIT ON ACCOUNT FUND TOTALS	870.00 25,502.91 26,372.91	.00 30.74 30.74	.00 .00 .00	870.00 25,533.65 26,403.65
2022 811 SHERIFF TREASURY FORFEITURE FU CASH TIME DEPOSIT ON ACCOUNT FUND TOTALS	.00 .00 .00	.00 .00 .00	.00 .00 .00	.00 .00 .00
2022 812 CONSTABLE PCT #1 FORFEITURE FU CASH TIME DEPOSIT ON ACCOUNT FUND TOTALS	500.00 .00 500.00	.00 .00 .00	.00 .00 .00	500.00 .00 500.00
2022 813 VOICES - JUV CJD GRANT VOICES - CJD JUV GRANT TIME DEPOSIT ON ACCOUNT	11,739.83- .00	.00 .00	4,839.78- .00	16,579.61- .00



ACCOUNT NAME	BEGINNING CASH BALANCE	CASH RECEIPTS	CASH DISBURSEMENTS	ENDING CASH BALANCE
2022 814 LOCAL TRUANCY PREVENTION & DIV	8,528.17	954.75	6,000.00-	3,482.92
CASH DEPOSIT ON ACCOUNT	10,000.00	6,000.00	.00	16,000.00
FUND TOTALS	18,528.17	6,954.75	6,000.00-	19,482.92
2022 815 COVID -19	.00	.00	.00	.00
CASH DEPOSIT ON ACCOUNT	.00	.00	.00	.00
MEITA MUNICIPAL INVESTORS SERV	.00	.00	.00	.00
TEXAS CLASS - ARP	.00	.00	.00	.00
FUND TOTALS	.00	.00	.00	.00
2022 816 COUNTY INFRASTRUCTURE FUND GRANT	11,605.02-	.00	.00	11,605.02-
CASH DEPOSIT ON ACCOUNT	.00	.00	.00	.00
MEITA MUNICIPAL INVESTERS SERV	.00	.00	.00	.00
FUND TOTALS	11,605.02-	.00	.00	11,605.02-
2022 817 AMERICAN RESCUE PLAN	91,482.84	.00	15,826.53-	75,656.31
CASH DEPOSIT ON ACCOUNT	.00	.00	.00	.00
MEITA MUNICIPAL INVESTORS SERV	10,775,727.40	15,011.68	.00	10,790,739.08
TEXAS CLASS INVESTMENT FUND	10,867,210.24	15,011.68	15,826.53-	10,866,395.39
FUND TOTALS	36,167,972.88	7,443,286.75	9,012,426.39-	34,598,833.24
GRAND TOTALS				

ACCOUNT NUMBER	ACCOUNT NAME	DATE	AMDMT NUMBER	OLD BUDGET AMOUNT	AMENDED BUDGET AMOUNT	AMOUNT OF CHANGE	DESCRIPTION	CLK
2022 010-371-021	CITIZENS COLLECTIO	08/09/2022	220125	20,700.00	23,495.00	2,795.00	INCREASE REV & EXP	MR
	TOTAL AMENDMENTS			1	TOTAL CHANGES	2,795.00		
2022 010-390-565	TRANSFER FROM INDI	06/08/2022	22009	1	750.00	750.00	CORRECTION TO BA20079	SH
	TOTAL AMENDMENTS			1	TOTAL CHANGES	750.00		
2022 010-400-481	SUBSCRIPTIONS/DUES	03/30/2022	220040	670.00	963.00	293.00	LINE ITEM TRANSFER	MR
	TOTAL AMENDMENTS			1	TOTAL CHANGES	293.00		
2022 010-401-427	TRAINING	08/03/2022	220117	1	1,500.00	1,500.00	LINE ITEM TRANSFER	MR
	TOTAL AMENDMENTS			1	TOTAL CHANGES	1,500.00		
2022 010-403-572	OFFICE EQUIPMENT	06/08/2022	220077	3,500.00	12,275.00	8,775.00	LINE ITEM TRANSFER	MR
2022 010-403-572	OFFICE EQUIPMENT	06/08/2022	220088	21,075.00	21,050.00	8,775.00	REVERSE 220077- LINE 572	MR
2022 010-403-572	OFFICE EQUIPMENT	06/08/2022	220089	12,275.00	3,500.00	8,775.00	CORRECT LINE FOR BA220077	MR
	TOTAL AMENDMENTS			4	TOTAL CHANGES	.00		
2022 010-404-107	SALARIES-EXTRA HEL	07/20/2022	220104	42,000.00	43,077.00	1,077.00	LINE ITEM TRANSFER	MR
2022 010-404-201	SOCIAL SECURITY TA	07/20/2022	220104	1,273.02	2,023.02	1,750.00	LINE ITEM TRANSFER	MR
2022 010-404-204	WORKERS COMPENSATI	07/20/2022	220104	11.09	61.09	50.00	LINE ITEM TRANSFER	MR
2022 010-404-206	UNEMPLOYMENT INSUR	07/20/2022	220104	11.06	161.06	150.00	LINE ITEM TRANSFER	MR
2022 010-404-484	OTHER ELECTION EXP	07/20/2022	220104	36,000.00	32,973.00	3,027.00	LINE ITEM TRANSFER	MR
	TOTAL AMENDMENTS			5	TOTAL CHANGES	.00		
2022 010-409-400	LEGAL	08/17/2022	220129	70,000.00	102,500.00	32,500.00	LINE ITEM TRANSFER	MR
2022 010-409-401	ACCOUNTING/AUDITIN	08/03/2022	220117	45,000.00	43,500.00	1,500.00	LINE ITEM TRANSFER	MR
2022 010-409-416	AUTOPSIES & FORENS	08/03/2022	220118	100,000.00	130,000.00	30,000.00	LINE ITEM TRANSFER	MR
2022 010-409-482	INSURANCE - ALL	06/08/2022	220078	200,000.00	208,500.00	8,500.00	LINE ITEM TRANSFER	MR
2022 010-409-800	CONTINGENCY	10/13/2021	220001	1,000.00	994,160.00	9,840.00	LINE ITEM TRANSFER	MR
2022 010-409-800	CONTINGENCY	10/27/2021	220003	994,160.00	973,460.00	20,700.00	LINE ITEM TRANSFER	MR
2022 010-409-800	CONTINGENCY	12/22/2021	220011	973,460.00	952,124.68	2,960.32	LINE ITEM TRANSFER	MR
2022 010-409-800	CONTINGENCY	01/19/2022	220017	952,124.68	949,624.68	18,375.00	LINE ITEM TRANSFER	MR
2022 010-409-800	CONTINGENCY	02/02/2022	220028	949,624.68	941,524.68	8,100.00	LINE ITEM TRANSFER	MR
2022 010-409-800	CONTINGENCY	03/30/2022	220040	941,524.68	941,231.68	293.00	LINE ITEM TRANSFER	MR
2022 010-409-800	CONTINGENCY	03/30/2022	220041	941,231.68	937,889.68	3,332.00	LINE ITEM TRANSFER	MR
2022 010-409-800	CONTINGENCY	04/27/2022	220065	937,889.68	937,099.68	789.00	LINE ITEM TRANSFER	MR
2022 010-409-800	CONTINGENCY	05/25/2022	220072	937,099.68	926,545.93	10,553.75	LINE ITEM TRANSFER	MR
2022 010-409-800	CONTINGENCY	06/08/2022	220077	926,545.93	917,770.93	8,775.00	LINE ITEM TRANSFER	MR
2022 010-409-800	CONTINGENCY	06/08/2022	220078	917,770.93	909,270.93	8,500.00	LINE ITEM TRANSFER	MR
2022 010-409-800	CONTINGENCY	08/03/2022	220118	909,270.93	879,270.93	30,000.00	LINE ITEM TRANSFER	MR
	TOTAL AMENDMENTS			17	TOTAL CHANGES	51,229.07		
2022 010-410-472	APPRAISAL DISTRICT	08/17/2022	220129	425,000.00	400,000.00	25,000.00	LINE ITEM TRANSFER	MR
2022 010-410-474	ETCOG DUES	03/16/2022	220037	13,750.00	14,400.00	650.00	LINE ITEM TRANSFER	MR
2022 010-410-474	ETCOG DUES	03/30/2022	220041	14,400.00	17,732.00	3,332.00	LINE ITEM TRANSFER	MR
2022 010-410-485	SUBDIVISION ENGINE	03/16/2022	220037	30,000.00	29,350.00	650.00	LINE ITEM TRANSFER	MR
2022 010-410-489	REDISTRICITING CONT	08/17/2022	220129	7,500.00	7,500.00	0.00	LINE ITEM TRANSFER	MR
	TOTAL AMENDMENTS			5	TOTAL CHANGES	29,168.00		
2022 010-412-571	EQUIPMENT PURCHAS	05/25/2022	220072	1	10,553.75	10,553.75	LINE ITEM TRANSFER	MR
	TOTAL AMENDMENTS			1	TOTAL CHANGES	10,553.75		
2022 010-435-310	OFFICE SUPPLIES	06/08/2022	220079	3,725.00	5,340.00	1,615.00	LINE ITEM TRANSFER	MR

ACCOUNT NUMBER	ACCOUNT NAME	DATE	AMDMT NUMBER	OLD BUDGET AMOUNT	AMENDED BUDGET AMOUNT	AMOUNT OF CHANGE	DESCRIPTION	CLK
2022 010-435-310	OFFICE SUPPLIES	06/08/2022	220087	5,340.00	3,725.00	1,615.00-	CORRECT BA220087 LINE ERROR	MK
2022 010-435-311	POSTAGE	06/08/2022	220087	3,500.00	5,115.00	1,615.00-	CORRECT BA220087 LINE ERROR	MK
2022 010-435-413	COURT TRANSLATORS	06/08/2022	220079	2,000.00	2,000.00	0.00	LINE ITEM TRANSFER	MK
2022 010-435-427	TRAINING	06/08/2022	220079	4,000.00	2,200.00	1,800.00-	LINE ITEM TRANSFER	MK
2022 010-435-485	JURORS EXPENSE	06/08/2022	220079	30,000.00	44,535.00	14,535.00	LINE ITEM TRANSFER	MK
EXPENDITURES - DISTRICT COURT			TOTAL AMENDMENTS	6	TOTAL CHANGES	12,350.00		
2022 010-437-413	COURT TRANSLATORS	06/08/2022	220079	10,000.00	900.00	9,100.00-	LINE ITEM TRANSFER	MK
EXPENDITURES - ADULT DIST CRT			TOTAL AMENDMENTS	1	TOTAL CHANGES	9,100.00-		
2022 010-438-415	INDIGENT LEGAL AID	06/08/2022	220079	2,500.00	0.00	2,500.00-	LINE ITEM TRANSFER	MK
EXPENDITURES - JUV DIST COURT			TOTAL AMENDMENTS	1	TOTAL CHANGES	2,500.00-		
2022 010-445-111	COURT REPORTING	11/10/2021	220006	2,500.00	4,500.00	2,000.00-	LINE ITEM TRANSFER	MK
2022 010-445-413	COURT TRANSLATORS	11/10/2021	220006	7,500.00	5,500.00	2,000.00-	LINE ITEM TRANSFER	MK
EXPENDITURES - COUNTY COURT AT			TOTAL AMENDMENTS	2	TOTAL CHANGES	0.00		
2022 010-450-310	OFFICE SUPPLIES	08/17/2022	220130	6,800.00	6,000.00	800.00-	LINE ITEM TRANSFER	MK
2022 010-450-311	POSTAGE	08/17/2022	220130	5,100.00	6,300.00	1,200.00	LINE ITEM TRANSFER	MK
2022 010-450-402	CONTRACT SERVICES	06/23/2022	220091	100.00	80.00	20.00-	LINE ITEM TRANSFER	MK
2022 010-450-495	MISCELLANEOUS	06/23/2022	220091	150.00	170.00	20.00	LINE ITEM TRANSFER	MK
EXPENDITURES - DISTRICT CLERK			TOTAL AMENDMENTS	4	TOTAL CHANGES	0.00		
2022 010-461-481	SUBSCRIPTIONS/DUES	05/11/2022	220067	150.00	119.00	31.00-	LINE ITEM TRANSFER	MK
2022 010-461-495	MISCELLANEOUS	05/11/2022	220067	100.00	131.00	31.00	LINE ITEM TRANSFER	MK
EXPENDITURES - JP #1			TOTAL AMENDMENTS	2	TOTAL CHANGES	0.00		
2022 010-476-406	TRANSCRIPTS & PROS	08/17/2022	220131	18,000.00	15,500.00	2,500.00-	LINE ITEM TRANSFER	MK
2022 010-476-427	TRAINING	08/17/2022	220131	7,000.00	9,500.00	2,500.00	LINE ITEM TRANSFER	MK
EXPENDITURES - DA			TOTAL AMENDMENTS	2	TOTAL CHANGES	0.00		
2022 010-497-310	OFFICE SUPPLIES	05/23/2022	220074	2,135.00	2,635.00	500.00	LINE ITEM TRANSFER	MK
2022 010-497-481	SUBSCRIPTIONS/DUES	01/19/2022	220018	200.00	255.00	55.00	LINE ITEM TRANSFER	SH
2022 010-497-495	MISCELLANEOUS	01/19/2022	220018	190.00	135.00	55.00-	LINE ITEM TRANSFER	SH
2022 010-497-572	OFFICE EQUIPMENT	05/25/2022	220074	500.00	0.00	500.00-	LINE ITEM TRANSFER	MK
EXPENDITURES - CO.TREASURER			TOTAL AMENDMENTS	4	TOTAL CHANGES	0.00		
2022 010-499-310	OFFICE SUPPLIES	08/09/2022	220123	3,300.00	4,800.00	1,500.00	LINE ITEM TRANSFER	MK
2022 010-499-427	TRAINING	05/11/2022	220068	4,000.00	5,000.00	1,000.00	LINE ITEM TRANSFER	MK
2022 010-499-483	BONDING	05/11/2022	220068	2,500.00	1,500.00	1,000.00-	LINE ITEM TRANSFER	MK
2022 010-499-483	BONDING	08/09/2022	220123	1,500.00	0.00	1,500.00-	LINE ITEM TRANSFER	MK
EXPENDITURES - TAX COLLECTOR			TOTAL AMENDMENTS	4	TOTAL CHANGES	0.00		
2022 010-503-420	TELEPHONE (FAX)	10/13/2021	220001	134,800.00	135,640.00	840.00	LINE ITEM TRANSFER	MK
2022 010-503-457	MAINT. & SERVICE C	10/27/2021	220003	257,100.00	267,800.00	10,700.00	LINE ITEM TRANSFER	MK
2022 010-503-457	MAINT. & SERVICE C	12/08/2021	220011	267,800.00	270,760.00	2,960.00	LINE ITEM TRANSFER	MK
2022 010-503-457	MAINT. & SERVICE C	12/22/2021	220012	270,760.32	289,135.32	18,375.00	LINE ITEM TRANSFER	MK
2022 010-503-572	OFFICE EQUIPMENT	10/13/2021	220001	104,750.00	119,750.00	15,000.00	LINE ITEM TRANSFER	MK
2022 010-503-572	OFFICE EQUIPMENT	10/19/2021	220001	109,750.00	119,750.00	0.00	LINE ITEM TRANSFER	MK
2022 010-503-572	OFFICE EQUIPMENT	01/12/2022	220017	119,750.00	122,250.00	2,500.00	LINE ITEM TRANSFER	SH
2022 010-503-572	OFFICE EQUIPMENT	02/02/2022	220028	122,250.00	130,350.00	8,100.00	LINE ITEM TRANSFER	MK
2022 010-503-572	OFFICE EQUIPMENT	06/08/2022	220077	130,350.00	130,350.00	0.00	LINE ITEM TRANSFER	MK
2022 010-503-572	OFFICE EQUIPMENT	06/08/2022	220088	121,575.00	130,350.00	8,775.00	REVERSE 220077 - LINE 572	MK
2022 010-503-572	OFFICE EQUIPMENT	06/08/2022	220089	130,350.00	139,125.00	8,775.00	CORRECT LINE FOR BA220077	MK
EXPENDITURES-DATA PROCESSING			TOTAL AMENDMENTS	11	TOTAL CHANGES	67,250.32		

ACCOUNT NUMBER	ACCOUNT NAME	DATE	AMDT NUMBER	OLD BUDGET AMOUNT	AMENDED BUDGET AMOUNT	AMOUNT OF CHANGE	DESCRIPTION	CLK
2022 010-510-357	YARD MAINT. SUPPLI	02/16/2022	220032	750.00	2,000.00	1,250.00	LINE ITEM TRANSFER	MK
2022 010-510-450	REP & MAINT. BLDGS	02/16/2022	220032	100,000.00	98,750.00	1,250.00	LINE ITEM TRANSFER	MK
			TOTAL AMENDMENTS	2	TOTAL CHANGES	.00		
2022 010-551-330	FUEL AND LUBRICANT	08/09/2022	220124	5,000.00	5,500.00	500.00	LINE ITEM TRANSFER	MK
2022 010-551-428	FUEL AND LUBRICANT	08/09/2022	220124	500.00	500.00	0.00	LINE ITEM TRANSFER	MK
			TOTAL AMENDMENTS	2	TOTAL CHANGES	.00		
2022 010-552-310	OFFICE SUPPLIES	06/23/2022	220092	500.00	200.00	300.00	LINE ITEM TRANSFER	MK
2022 010-552-311	POSTAGE	06/23/2022	220092	150.00	.00	150.00	LINE ITEM TRANSFER	MK
2022 010-552-337	LAW ENFORCEMENT SU	06/23/2022	220092	200.00	50.00	150.00	LINE ITEM TRANSFER	MK
2022 010-552-339	UNIFORMS	05/25/2022	220073	400.00	800.00	400.00	LINE ITEM TRANSFER	MK
2022 010-552-428	FUEL AND LUBRICANT	05/25/2022	220073	500.00	100.00	400.00	LINE ITEM TRANSFER	MK
2022 010-552-495	MISCELLANEOUS	06/23/2022	220092	100.00	700.00	600.00	LINE ITEM TRANSFER	MK
			TOTAL AMENDMENTS	6	TOTAL CHANGES	.00		
2022 010-553-330	FUEL AND LUBRICANT	06/08/2022	220080	3,500.00	3,094.00	406.00	LINE ITEM TRANSFER	MK
2022 010-553-339	UNIFORMS	04/27/2022	220065	200.00	1,000.00	800.00	LINE ITEM TRANSFER	MK
2022 010-553-451	AUTO MAINTENANCE	06/08/2022	220080	1,000.00	1,406.00	406.00	LINE ITEM TRANSFER	MK
			TOTAL AMENDMENTS	3	TOTAL CHANGES	800.00		
2022 010-671-402	CONTRACT SERVICES	08/09/2022	220125	14,000.00	16,795.00	2,795.00	INCREASE REV & EXP	MK
			TOTAL AMENDMENTS	1	TOTAL CHANGES	2,795.00		
2022 015-560-495	MISC SHERIFF FORFEIT	01/20/2022	220025	60,000.00	20,000.00	40,000.00	ADJUSTED BUDGET TO CASH AVA	SH
			TOTAL AMENDMENTS	1	TOTAL CHANGES	40,000.00		
2022 021-364-100	SALE OF PROPERTY	03/30/2022	220042	1.00	13,986.00	13,986.00	INCREASE REVENUE & EXPENSE	MK
			TOTAL AMENDMENTS	1	TOTAL CHANGES	13,986.00		
2022 021-370-100	ROAD DAMAGE PAYMEN	02/02/2022	220029	.00	7,868.00	7,868.00	INCREASE REVENUE & EXPENSE	MK
2022 021-370-100	ROAD DAMAGE PAYMEN	06/08/2022	220082	7,868.00	8,768.00	900.00	INCREASE REVENUE & EXPENSE	MK
2022 021-370-102	INSURANCE PROCEEDS	04/27/2022	220064	.00	20,285.97	20,285.97	TO INCREASE REVENUE & EXPEN	MK
			TOTAL AMENDMENTS	3	TOTAL CHANGES	29,053.97		
2022 021-371-101	INTERLOCAL AGREEME	08/09/2022	220126	.00	12,279.12	12,279.12	INCREASE REV & EXP	MK
2022 021-371-101	INTERLOCAL AGREEME	08/17/2022	220137	12,279.12	25,698.38	17,419.26	INCREASE REV & EXP	MK
2022 021-371-101	INTERLOCAL AGREEME	08/17/2022	220137	29,698.38	33,045.46	3,347.08	INCREASE REV & EXP	MK
			TOTAL AMENDMENTS	3	TOTAL CHANGES	33,045.46		
2022 021-621-330	FUEL & LUBRICANTS	03/16/2022	220038	50,000.00	100,000.00	50,000.00	LINE ITEM TRANSFER	MK
2022 021-621-335	ROAD & BRIDGE MAITE	02/02/2022	220029	946,769.00	934,637.00	7,868.00	INCREASE REVENUE & EXPENSE	MK
2022 021-621-335	ROAD & BRIDGE MAITE	06/08/2022	220082	954,637.00	955,537.00	900.00	INCREASE REVENUE & EXPENSE	MK
2022 021-621-335	ROAD & BRIDGE MAITE	06/23/2022	220093	955,537.00	957,997.96	2,460.96	TO REV & EXP FOR CFIG GRANT	MK
2022 021-621-335	ROAD & BRIDGE MAITE	08/09/2022	220126	957,997.96	970,277.08	12,279.12	INCREASE REV & EXP	MK
2022 021-621-335	ROAD & BRIDGE MAITE	08/17/2022	220136	970,277.08	987,696.34	17,419.26	INCREASE REV & EXP	MK
2022 021-621-335	ROAD & BRIDGE MAITE	08/17/2022	220137	987,696.34	991,043.42	3,347.08	INCREASE REV & EXP	MK
2022 021-621-440	ELECTRICITY	06/08/2022	220081	2,400.00	3,900.00	1,500.00	LINE ITEM TRANSFER	MK
2022 021-621-441	REPAIR & MAINT.-MA	04/21/2022	220132	50,000.00	70,285.97	20,285.97	TO INCREASE REVENUE & EXPEN	MK
2022 021-621-451	MACHINERY RENTAL	08/17/2022	220081	18,000.00	12,000.00	6,000.00	LINE ITEM TRANSFER	MK
2022 021-621-495	MISCELLANEOUS EXPE	06/08/2022	220081	9,500.00	8,000.00	1,500.00	LINE ITEM TRANSFER	MK
2022 021-621-571	EQUIPMENT PURCHASE	10/13/2021	220042	200,000.00	200,000.00	0.00	LINE ITEM TRANSFER	MK
2022 021-621-571	EQUIPMENT PURCHASE	03/30/2022	220050	200,000.00	213,986.00	13,986.00	INCREASE REVENUE & EXPENSE	MK
2022 021-621-571	EQUIPMENT PURCHASE	04/13/2022	220050	213,986.00	263,986.00	50,000.00	INCREASE REVENUE & EXPENSE	MK
2022 021-621-571	EQUIPMENT PURCHASE	04/27/2022	220063	263,986.00	309,686.00	45,700.00	LINE ITEM TRANSFER	MK

ACCOUNT NUMBER	ACCOUNT NAME	DATE	AMDMT NUMBER	OLD BUDGET AMOUNT	AMENDED BUDGET AMOUNT	AMOUNT OF CHANGE	DESCRIPTION	CLK
----------------	--------------	------	--------------	-------------------	-----------------------	------------------	-------------	-----

2022 021-621-578	CAPITAL OUTLAY LEA	08/17/2022	220132		6,000.00	6,000.00	LINE ITEM TRANSFER	MR
2022 021-621-800	CONTINGENCY	10/13/2021	220002	264,030.00	214,030.00	50,000.00-	LINE ITEM TRANSFER	MR
2022 021-621-800	CONTINGENCY	03/16/2022	220038	214,030.00	164,030.00	50,000.00-	LINE ITEM TRANSFER	MR
2022 021-621-800	CONTINGENCY	04/13/2022	220050	164,030.00	114,030.00	50,000.00-	LINE ITEM TRANSFER	MR
2022 021-621-800	CONTINGENCY	04/27/2022	220063	114,030.00	68,330.00	45,700.00-	LINE ITEM TRANSFER	MR
EXPENDITURES - R & B	PCT.1		TOTAL AMENDMENTS	20	TOTAL CHANGES	78,546.39		

2022 021-700-816	TRANSFER TO CIFG	06/23/2022	220093		2,460.96	2,460.96	TO REV & EXP FOR CIFG GRANT	MR
EXPENDITURES - RB#1	TRANSFERS		TOTAL AMENDMENTS	1	TOTAL CHANGES	2,460.96		

2022 022-364-100	SALE OF PROPERTY	03/30/2022	220043		33,050.31-	33,050.31-	INCREASE REVENUE & EXPENSE	MR
			TOTAL AMENDMENTS	1	TOTAL CHANGES	33,050.31-		

2022 022-367-000	DONATIONS - GENERA	12/22/2021	220013		1,323.06-	1,323.06-	INCREASE TO REVENUE & EXPEN	MR
			TOTAL AMENDMENTS	1	TOTAL CHANGES	1,323.06-		

2022 022-370-100	ROAD DAMAGE PAYMEN	08/09/2022	220127		3,500.00-	3,500.00-	INCREASE REV & EXP	MR
			TOTAL AMENDMENTS	1	TOTAL CHANGES	3,500.00-		

2022 022-622-330	FUEL & LUBRICANTS	08/17/2022	220138	56,000.00	66,000.00	10,000.00	LINE ITEM TRANSFER	MR
2022 022-622-335	ROAD & BRIDGE MATE	12/22/2021	220013	1,409,768.00	1,411,091.06	1,323.06	INCREASE TO REVENUE & EXPEN	MR
2022 022-622-335	ROAD & BRIDGE MATE	05/08/2022	220083	1,411,091.06	1,611,091.06	200,000.00	LINE ITEM TRANSFER	MR
2022 022-622-335	ROAD & BRIDGE MATE	07/06/2022	220101	1,611,091.06	1,811,091.06	200,000.00	LINE ITEM TRANSFER	MR
2022 022-622-335	ROAD & BRIDGE MATE	08/03/2022	220119	1,811,091.06	1,911,091.06	100,000.00	LINE ITEM TRANSFER	MR
2022 022-622-335	ROAD & BRIDGE MATE	08/09/2022	220127	1,911,091.06	1,914,591.06	3,500.00	LINE ITEM TRANSFER	MR
2022 022-622-335	ROAD & BRIDGE MATE	08/17/2022	220138	1,914,591.06	1,944,591.06	30,000.00-	LINE ITEM TRANSFER	MR
2022 022-622-335	ROAD & BRIDGE MATE	08/17/2022	220139	1,944,591.06	1,992,591.06	48,000.00-	LINE ITEM TRANSFER	MR
2022 022-622-451	REPAIR & MAINT. -	06/23/2022	220094	30,000.00	40,000.00	10,000.00	LINE ITEM TRANSFER	MR
2022 022-622-571	EQUIPMENT PURCHASE	04/27/2022	220066	140,500.00	240,500.00	100,000.00	LINE ITEM TRANSFER	MR
2022 022-622-800	CONTINGENCY	08/17/2022	220139	240,500.00	252,500.00	12,000.00	LINE ITEM TRANSFER	MR
2022 022-622-800	CONTINGENCY	03/30/2022	220043	898,285.00	931,335.31	33,050.31	INCREASE REVENUE & EXPENSE	MR
2022 022-622-800	CONTINGENCY	04/27/2022	220066	931,335.31	831,335.31	100,000.00-	LINE ITEM TRANSFER	MR
2022 022-622-800	CONTINGENCY	06/08/2022	220083	831,335.31	631,335.31	200,000.00-	LINE ITEM TRANSFER	MR
2022 022-622-800	CONTINGENCY	06/23/2022	220094	631,335.31	621,335.31	10,000.00-	LINE ITEM TRANSFER	MR
2022 022-622-800	CONTINGENCY	07/06/2022	220101	621,335.31	421,335.31	200,000.00-	LINE ITEM TRANSFER	MR
2022 022-622-800	CONTINGENCY	08/03/2022	220119	421,335.31	321,335.31	100,000.00-	LINE ITEM TRANSFER	MR
EXPENDITURES - R & B	PCT.2		TOTAL AMENDMENTS	17	TOTAL CHANGES	37,873.37		

2022 023-364-100	SALE OF PROPERTY	03/30/2022	220044		18,906.25-	18,906.25-	INCREASE REVENUE & EXPENSE	MR
2022 023-364-100	SALE OF PROPERTY	03/30/2022	220045	18,906.25-	28,906.25-	10,000.00-	INCREASE REVENUE & EXPENSE	MR
			TOTAL AMENDMENTS	2	TOTAL CHANGES	28,906.25-		

2022 023-367-000	DONATIONS - GENERA	11/10/2021	220007		1,000.00-	1,000.00-	INCREASE REV & EXP	MR
2022 023-367-000	DONATIONS - GENERA	02/02/2022	220030	1,000.00-	6,000.00-	5,000.00-	INCREASE REVENUE & EXPENSE	MR
2022 023-367-000	DONATIONS - GENERA	07/20/2022	220105	6,000.00-	21,000.00-	15,000.00-	INCREASE REV & EXP	MR
			TOTAL AMENDMENTS	3	TOTAL CHANGES	21,000.00-		

2022 023-371-100	OTHER MISC. REVENU	04/13/2022	22005		901.00-	901.00-	INCREASE REV & EXP	MR
			TOTAL AMENDMENTS	1	TOTAL CHANGES	901.00-		

2022 023-623-107	SALARIES-EXTRA HEL	07/20/2022	220107	50,000.00	41,000.00	9,000.00-	LINE ITEM TRANSFER	MR
2022 023-623-110	SALARIES - COMP TI	07/20/2022	220107	11,000.00	20,000.00	9,000.00	LINE ITEM TRANSFER	MR
2022 023-623-310	OFFICE SUPPLIES	08/03/2022	220121	70,000.00	80,000.00	10,000.00	LINE ITEM TRANSFER	MR
2022 023-623-330	FUEL & LUBRICANTS	07/20/2022	220106	80,000.00	90,000.00	10,000.00	LINE ITEM TRANSFER	MR
2022 023-623-330	FUEL & LUBRICANTS	08/17/2022	220133	80,000.00	90,000.00	10,000.00	LINE ITEM TRANSFER	MR

ACCOUNT NUMBER ACCOUNT NAME

DATE

AMDMT NUMBER

OLD BUDGET AMOUNT

AMENDED BUDGET AMOUNT

AMOUNT OF CHANGE

DESCRIPTION

CLK

2022	023-623-335	ROAD & BRIDGE MATE	11/10/2021	220007	1,461,351.00	1,461,351.00	1,000.00	INCREASE REV & EXP	MR
2022	023-623-335	ROAD & BRIDGE MATE	02/02/2022	220030	1,466,351.00	1,466,351.00	5,000.00	INCREASE REVENUE & EXPENSE	MR
2022	023-623-335	ROAD & BRIDGE MATE	03/30/2022	220044	1,485,257.25	1,485,257.25	18,906.25	INCREASE REVENUE & EXPENSE	MR
2022	023-623-335	ROAD & BRIDGE MATE	06/23/2022	220095	1,487,751.40	1,487,751.40	2,494.15	INCREASE REV FOR CIFG & GRANT MAT	MR
2022	023-623-335	ROAD & BRIDGE MATE	07/20/2022	220105	1,487,751.40	1,502,751.40	15,000.00	INCREASE REV & EXP	MR
2022	023-623-340	SHOP SUPPLIES & TO	06/23/2022	220095	4,500.00	5,500.00	1,000.00	LINE ITEM TRANSFER	MR
2022	023-623-340	SHOP SUPPLIES & TO	08/03/2022	220120	5,500.00	6,000.00	500.00	LINE ITEM TRANSFER	MR
2022	023-623-402	CONTRACT SERVICES	06/08/2022	220084	50,000.00	250,000.00	200,000.00	LINE ITEM TRANSFER	MR
2022	023-623-451	REPAIR & MAINT-MAC	03/30/2022	220045	70,000.00	80,000.00	10,000.00	LINE ITEM TRANSFER	MR
2022	023-623-451	REPAIR & MAINT-MAC	07/06/2022	220102	15,000.00	90,000.00	75,000.00	LINE ITEM TRANSFER	MR
2022	023-623-456	TIRES & TUBES	04/13/2022	220059	15,000.00	13,000.00	2,000.00	LINE ITEM TRANSFER	MR
2022	023-623-461	MISCELLANEOUS EXPE	05/11/2022	220069	15,000.00	15,901.00	901.00	LINE ITEM TRANSFER	MR
2022	023-623-495	CAPITAL OUTLAY - O	08/17/2022	220133	30,000.00	27,000.00	3,000.00	LINE ITEM TRANSFER	MR
2022	023-623-535	EQUIPMENT PURCHASE	07/20/2022	220106	100,000.00	95,000.00	5,000.00	LINE ITEM TRANSFER	MR
2022	023-623-577	SHOP EQUIPMENT	07/06/2022	220102	15,000.00	5,000.00	10,000.00	LINE ITEM TRANSFER	MR
2022	023-623-800	CONTINGENCY	06/08/2022	220084	50,000.00	50,000.00	0.00	LINE ITEM TRANSFER	MR
2022	023-623-800	CONTINGENCY	06/23/2022	220095	50,000.00	49,000.00	1,000.00	LINE ITEM TRANSFER	MR
2022	023-623-800	CONTINGENCY	08/03/2022	220120	49,000.00	48,500.00	500.00	LINE ITEM TRANSFER	MR
2022	023-623-800	CONTINGENCY	08/03/2022	220121	48,500.00	48,300.00	200.00	LINE ITEM TRANSFER	MR
				TOTAL AMENDMENTS	48,500.00	48,300.00	200.00		
				TOTAL AMENDMENTS	26	26	0		
				TOTAL CHANGES	53,301.40	53,301.40	0		

2022	023-700-816	TRANSFER TO CIFG	06/23/2022	220095	1.00	2,494.15	2,494.15	TRANSFER FOR CIFG GRANT MAT	MR
				TOTAL AMENDMENTS	1.00	2,494.15	2,494.15		
				TOTAL CHANGES	1.00	2,494.15	2,494.15		

2022	024-367-000	GENERAL CONTRIBUTI	10/27/2021	220004	1.00	7,680.00	7,680.00	TRANSFER	MR
				TOTAL AMENDMENTS	1.00	7,680.00	7,680.00		
				TOTAL CHANGES	1.00	7,680.00	7,680.00		

2022	024-700-816	TRANSFER TO CIFG	06/23/2022	220096	1.00	430.08	430.08	TRANSFER FOR CIFG GRANT MAT	MR
				TOTAL AMENDMENTS	1.00	430.08	430.08		
				TOTAL CHANGES	1.00	430.08	430.08		

2022	024-624-103	SALARIES - EMPLOYE	07/20/2022	220109	279,835.99	278,335.99	1,500.00	LINE ITEM TRANSFER	MR
2022	024-624-103	SALARIES - EMPLOYE	07/20/2022	220110	278,335.99	278,268.71	67.28	LINE ITEM TRANSFER	MR
2022	024-624-110	SALARIES - COMP TI	07/20/2022	220109	3,000.00	4,500.00	1,500.00	LINE ITEM TRANSFER	MR
2022	024-624-206	UNEMPLOYMENT INSUR	07/20/2022	220110	453.60	527.88	74.28	LINE ITEM TRANSFER	MR
2022	024-624-335	ROAD & BRIDGE MATE	04/13/2022	220052	1,122,397.00	1,130,077.00	7,680.00	LINE ITEM TRANSFER	MR
2022	024-624-335	ROAD & BRIDGE MATE	04/13/2022	220052	1,130,077.00	1,135,656.00	5,579.00	LINE ITEM TRANSFER	MR
2022	024-624-335	ROAD & BRIDGE MATE	06/23/2022	220056	1,135,656.00	1,130,077.00	5,579.00	REVERSE BA# 220052	MR
2022	024-624-335	ROAD & BRIDGE MATE	06/23/2022	220056	1,130,077.00	1,130,507.08	430.08	TRANSFER FOR CIFG GRANT MAT	MR
2022	024-624-402	CONTRACT SERVICES	08/09/2022	220128	1,000.00	600.00	400.00	LINE ITEM TRANSFER	MR
2022	024-624-402	GAS	06/23/2022	220097	1,400.00	1,600.00	200.00	LINE ITEM TRANSFER	MR
2022	024-624-441	GAS	08/09/2022	220128	1,600.00	1,850.00	250.00	LINE ITEM TRANSFER	MR
2022	024-624-441	GAS	08/09/2022	220128	1,600.00	1,850.00	250.00	LINE ITEM TRANSFER	MR
2022	024-624-442	TIRES & TUBES	07/20/2022	220108	8,500.00	10,500.00	2,000.00	LINE ITEM TRANSFER	MR
2022	024-624-442	TIRES & TUBES	08/09/2022	220128	8,500.00	10,500.00	2,000.00	LINE ITEM TRANSFER	MR
2022	024-624-456	MISCELLANEOUS EXPE	06/23/2022	220097	5,000.00	4,800.00	200.00	LINE ITEM TRANSFER	MR
2022	024-624-495	CAPITAL OUTLAY	04/13/2022	220052	5,000.00	5,579.00	579.00	LINE ITEM TRANSFER	MR
2022	024-624-535	EQUIPMENT PURCHASE	04/13/2022	220052	5,000.00	5,421.00	421.00	LINE ITEM TRANSFER	MR
2022	024-624-535	EQUIPMENT PURCHASE	04/13/2022	220056	5,421.00	5,399.00	22.00	REVERSE BA# 220052	MR
2022	024-624-571	EQUIPMENT PURCHASE	04/13/2022	220056	5,399.00	5,379.00	20.00	LINE ITEM TRANSFER	MR
2022	024-624-571	EQUIPMENT PURCHASE	07/20/2022	220108	5,379.00	5,421.00	42.00	LINE ITEM TRANSFER	MR
2022	024-624-571	EQUIPMENT PURCHASE	07/20/2022	220108	5,421.00	5,421.00	0.00	LINE ITEM TRANSFER	MR
2022	024-624-800	CONTINGENCY	07/20/2022	220111	400.00	370,000.00	369,600.00	LINE ITEM TRANSFER	MR
				TOTAL AMENDMENTS	21	370,000.00	369,600.00		
				TOTAL AMENDMENTS	21	370,000.00	369,600.00		
				TOTAL CHANGES	21	370,000.00	369,600.00		

ACCOUNT NUMBER	ACCOUNT NAME	DATE	AMDMT NUMBER	OLD BUDGET AMOUNT	AMENDED BUDGET AMOUNT	AMOUNT OF CHANGE	DESCRIPTION	CLK
2022 035-476-310	OFFICE SUPPLIES	01/05/2022	220016	.00	1,500.00	1,500.00	CORRECT ORIGINAL BUDGET	MK
2022 035-476-427	TRAINING	01/05/2022	220015	1,500.00	4,000.00	2,500.00	CORRECT ORIGINAL BUDGET	MK
2022 035-476-427	TRAINING	01/05/2022	220016	4,000.00	1,500.00	-2,500.00	CORRECT ORIGINAL BUDGET	MK
2022 035-476-451	REPAIRS/MAINTAINEN	01/05/2022	220015	2,500.00	.00	-2,500.00	CORRECT ORIGINAL BUDGET	MK
EXPENDITURES - VICTIM COORDINA			TOTAL AMENDMENTS	2,500.00	4	TOTAL CHANGES	.00	
2022 036-352-400	FORFEITED PROPERTY	12/22/2021	220014	25,000.00-	94,665.00-	69,665.00-	INCREASE TO REVENUE & EXPEN	MK
			TOTAL AMENDMENTS	25,000.00-	1	TOTAL CHANGES	69,665.00-	
2022 036-476-103	SALARIES - EMPLOYE	11/24/2021	220009	7,358.26	10,558.26	3,200.00	LINE ITEM TRANSFER	MK
2022 036-476-471	DISTRIBUION TO OT	12/22/2021	220014	15,000.00	84,665.00	69,665.00	INCREASE TO REVENUE & EXPEN	MK
2022 036-476-482	RETURN TO RESPONDE	03/30/2022	220046	25,000.00	1,000.00	4,000.00-	LINE ITEM TRANSFER	MK
2022 036-476-495	MISC. EXPENDITURES	11/24/2021	220009	25,000.00	21,800.00	3,200.00-	LINE ITEM TRANSFER	MK
2022 036-476-495	MISC. EXPENDITURES	03/30/2022	220046	21,800.00	25,800.00	4,000.00	LINE ITEM TRANSFER	MK
EXPENDITURES - DA FOREF II			TOTAL AMENDMENTS	21,800.00	5	TOTAL CHANGES	69,665.00	
2022 042-650-310	OFFICE SUPPLIES	01/19/2022	220022	1,900.00	1,920.00	80.00-	LINE ITEM TRANSFER	SH
2022 042-650-495	MISCELLANEOUS	01/19/2022	220022	90.00	170.00	80.00	LINE ITEM TRANSFER	SH
EXPENDITURES - LIBRARY			TOTAL AMENDMENTS	1,900.00	2	TOTAL CHANGES	.00	
2022 052-450-427	TRAINING	07/20/2022	220112	1,000.00	3,000.00	2,000.00	LINE ITEM TRANSFER	MK
2022 052-450-572	OFFICE EQUIPMENT	07/20/2022	220112	3,000.00	1,000.00	2,000.00-	LINE ITEM TRANSFER	MK
			TOTAL AMENDMENTS	3,000.00	2	TOTAL CHANGES	.00	
2022 059-403-404	CONSULTING	01/19/2022	220020	350,000.00	99,647.22	250,352.78-	LINE ITEM TRANSFER	SH
2022 059-403-407	IMAGING/ARCHIVI	01/19/2022	220020	.00	250,352.78	250,352.78-	LINE ITEM TRANSFER	SH
			TOTAL AMENDMENTS	350,000.00	2	TOTAL CHANGES	.00	
2022 088-330-120	GRANT PROCEEDS FCS	01/19/2022	220019	.00	228,864.91-	228,864.91-	INCREASE REVENUE/EXPENSE	SH
2022 088-330-121	GRANT PROCEEDS FCS	01/19/2022	220019	.00	10,063.34-	10,063.34-	INCREASE REVENUE/EXPENSE	SH
			TOTAL AMENDMENTS	.00	2	TOTAL CHANGES	238,928.25-	
2022 088-671-403	GRANT ADMIN COST C	01/19/2022	220019	.00	178,223.25	178,223.25	INCREASE REVENUE/EXPENSE	SH
2022 088-671-535	CONSTRUCTION - CCI	01/19/2022	220019	.00	60,705.00	60,705.00	INCREASE REVENUE/EXPENSE	SH
EXPENDITURES - CEDAR CK 129			TOTAL AMENDMENTS	.00	2	TOTAL CHANGES	238,928.25	
2022 131-371-000	MISC REIMB	03/02/2022	220034	1.00	175.00-	175.00-	INCREASE REVENUE & EXPENSE	MK
			TOTAL AMENDMENTS	1.00	1	TOTAL CHANGES	175.00-	
2022 131-512-103	SALARIES - EMPLOYE	11/24/2021	220010	1,224,442.30	1,224,442.30	32,342.00-	LINE ITEM TRANSFER	MK
2022 131-512-103	SALARIES - EMPLOYE	04/13/2022	220013	1,199,442.30	1,199,442.30	25,000.00-	LINE ITEM TRANSFER	MK
2022 131-512-103	SALARIES - EMPLOYE	07/20/2022	220113	1,099,442.30	1,000,000.00-	100,000.00-	LINE ITEM TRANSFER	MK
2022 131-512-103	SALARIES - EMPLOYE	11/24/2021	220010	82,657.50	168,000.00-	168,000.00-	LINE ITEM TRANSFER	MK
2022 131-512-110	SALARIES - COMP TI	04/13/2022	220013	114,999.50	25,000.00	32,342.00-	LINE ITEM TRANSFER	MK
2022 131-512-110	SALARIES - COMP TI	07/20/2022	220113	139,999.50	139,999.50	25,000.00	LINE ITEM TRANSFER	MK
2022 131-512-110	SALARIES - COMP TI	03/02/2022	220034	5,500.00	100,000.00	100,000.00	LINE ITEM TRANSFER	MK
2022 131-512-339	UNIFORMS	03/30/2022	220047	5,675.00	7,675.00	175.00	INCREASE REVENUE & EXPENSE	MK
2022 131-512-428	TRAVEL	08/03/2022	220122	2,000.00	4,000.00	2,000.00	LINE ITEM TRANSFER	MK
2022 131-512-440	ELECTRICITY	08/03/2022	220122	67,000.00	65,000.00-	2,000.00-	LINE ITEM TRANSFER	MK
2022 131-512-450	REPAIR & MAINT. BL	03/30/2022	220047	120,000.00	118,000.00	2,000.00-	LINE ITEM TRANSFER	MK
2022 131-512-571	EQUIPMENT	07/20/2022	220114	62,218.00	230,218.00	168,000.00	LINE ITEM TRANSFER	MK
EXPENDITURES - VZC JAIL			TOTAL AMENDMENTS	62,218.00	13	TOTAL CHANGES	175.00	
2022 132-364-100	SALE OF PROPERTY	05/25/2022	220075	.00	91,706.10-	91,706.10-	INCREASE REV & EXP	MK

ACCOUNT NUMBER	ACCOUNT NAME	DATE	AMDMT NUMBER	OLD BUDGET AMOUNT	AMOUNT OF CHANGE	DESCRIPTION	CLK
2022 132-371-100	OTHER MISC. REVENU	01/19/2022	TOTAL AMENDMENTS	220023	1:00	TOTAL CHANGES	SH
2022 132-370-104	INSURANCE PROCEEDS	04/13/2022	TOTAL AMENDMENTS	220054	1:00	TOTAL CHANGES	MK
2022 132-560-310	OFFICE SUPPLIES	06/08/2022		220085	12,000.00	LINE ITEM TRANSFER	MK
2022 132-560-311	POSTAGE	08/17/2022		220134	4,000.00	LINE ITEM TRANSFER	MK
2022 132-560-337	LAW ENFORCEMENT SU	01/19/2022		220024	37,126.00	LINE ITEM TRANSFER	SH
2022 132-560-337	LAW ENFORCEMENT SU	03/16/2022		220039	57,126.00	LINE ITEM TRANSFER	SH
2022 132-560-339	UNIFORMS	07/06/2022		220103	36,451.00	LINE ITEM TRANSFER	MK
2022 132-560-455	REPAIR & MAINT - F	11/10/2021		220023	2,500.00	LINE ITEM TRANSFER	MK
2022 132-560-455	REPAIR & TUBES	03/16/2022		220039	40,000.00	LINE ITEM TRANSFER	SH
2022 132-560-458	RADIO REPAIR	06/08/2022		220085	10,034.83	LINE ITEM TRANSFER	MK
2022 132-560-458	RADIO REPAIR	07/06/2022		220103	10,034.83	LINE ITEM TRANSFER	MK
2022 132-560-495	MISCELLANEOUS	08/17/2022		220134	5,000.00	LINE ITEM TRANSFER	MK
2022 132-560-571	EQUIPMENT PURCHASE	11/10/2021		220024	15,000.00	LINE ITEM TRANSFER	MK
2022 132-560-575	SHERIFF'S AUTO PUR	04/13/2022		220054	231,150.00	LINE ITEM TRANSFER	SH
2022 132-560-575	SHERIFF'S AUTO PUR	05/25/2022		220075	267,090.00	LINE ITEM TRANSFER	MK
2022 136-330-111	SERI GRANT ETCOG	06/23/2022	TOTAL AMENDMENTS	220098	1:00	TOTAL CHANGES	MK
2022 136-480-575	EQUIPMENT	06/23/2022	TOTAL AMENDMENTS	220098	1:00	TOTAL CHANGES	MK
2022 400-333-120	GRANT PROCEEDS TSC	01/19/2022		220021	6,050.00	INCREASE REVENUE/EXPENSE	SH
2022 400-333-120	GRANT PROCEEDS TSC	06/08/2022		220086	12,100.00	INCREASE REVENUE/EXPENSE	MK
2022 400-333-120	GRANT PROCEEDS TSC	06/23/2022		220099	12,100.00	INCREASE REVENUE/EXPENSE	MK
2022 400-591-403	GRANT ADMINISTRATI	01/19/2022		220021	6,050.00	INCREASE REVENUE/EXPENSE	SH
2022 400-591-403	GRANT ADMINISTRATI	06/08/2022		220086	12,100.00	INCREASE REVENUE/EXPENSE	MK
2022 400-591-403	GRANT ADMINISTRATI	06/23/2022		220099	12,100.00	INCREASE REVENUE/EXPENSE	MK
2022 400-591-495	WATER DEPT CONTRUC	06/23/2022	TOTAL AMENDMENTS	220099	5:00	TOTAL CHANGES	MK
2022 541-333-101	STATE AID - SUPERV	04/18/2022		220058	149,635.00	ADULT BS ADJ #1	MK
2022 541-333-101	STATE AID - SUPERV	04/18/2022		220059	136,223.00	REVERSE BA# 220058	MK
2022 541-333-101	STATE AID - SUPERV	04/18/2022		220060	149,635.00	ADULT BS ADJ #1	MK
2022 541-333-101	STATE AID - SUPERV	04/18/2022		220061	149,635.00	REVERSE BA# 220060	MK
2022 541-333-101	STATE AID - SUPERV	04/18/2022	TOTAL AMENDMENTS	220062	149,635.00	ADULT BS ADJ #1	MK
2022 541-360-100	DEPOSITORY INTERES	04/18/2022		220058	4,000.00	ADULT BS ADJ #1	MK
2022 541-360-100	DEPOSITORY INTERES	04/18/2022		220059	4,000.00	REVERSE BA# 220058	MK
2022 541-360-100	DEPOSITORY INTERES	04/18/2022		220060	4,000.00	ADULT BS ADJ #1	MK
2022 541-360-100	DEPOSITORY INTERES	04/18/2022		220061	4,000.00	REVERSE BA# 220060	MK
2022 541-360-100	DEPOSITORY INTERES	04/18/2022	TOTAL AMENDMENTS	220062	4,000.00	ADULT BS ADJ #1	MK



ACCOUNT NUMBER	ACCOUNT NAME	DATE	AMDMT NUMBER	OLD BUDGET AMOUNT	AMENDED BUDGET AMOUNT	AMOUNT OF CHANGE	DESCRIPTION	CLK
2022 541-570-206	UNEMPLOYMENT INSUR	08/25/2022	220140	524.00	4,456.00	3,932.00	ADULT BS ADJ #2	MK
2022 541-570-310	SUPPLIES/OPERATION	04/18/2022	220058	200.00	154,124.00	46,065.00	ADULT BS ADJ #1	MK
2022 541-570-310	SUPPLIES/OPERATION	04/18/2022	220059	154,124.00	200.00	46,065.00	REVERSE BA# 220058	MK
2022 541-570-310	SUPPLIES/OPERATION	04/18/2022	220061	200.00	246,254.00	46,065.00	ADULT BS ADJ #1	MK
2022 541-570-310	SUPPLIES/OPERATION	04/18/2022	220062	246,254.00	200.00	46,065.00	REVERSE BA# 220060	MK
2022 541-570-310	SUPPLIES/OPERATION	08/25/2022	220140	200.00	154,124.00	46,065.00	ADULT BS ADJ #1	MK
2022 541-570-419	PROFESSIONAL FEES	04/18/2022	220058	49,041.00	147,878.00	6,246.00	ADULT BS ADJ #1	MK
2022 541-570-419	PROFESSIONAL FEES	04/18/2022	220060	53,142.00	53,142.00	4,101.00	REVERSE BA# 220058	MK
2022 541-570-419	PROFESSIONAL FEES	04/18/2022	220061	49,940.00	49,940.00	4,104.00	ADULT BS ADJ #1	MK
2022 541-570-420	PROFESSIONAL FEES	04/18/2022	220058	44,940.00	44,940.00	4,101.00	REVERSE BA# 220060	MK
2022 541-570-420	PROFESSIONAL FEES	04/18/2022	220059	5,400.00	5,400.00	4,100.00	ADULT BS ADJ #1	MK
2022 541-570-420	PROFESSIONAL FEES	04/18/2022	220060	5,400.00	4,400.00	1,000.00	REVERSE BA# 220058	MK
2022 541-570-420	PROFESSIONAL FEES	04/18/2022	220061	4,400.00	4,400.00	1,000.00	ADULT BS ADJ #1	MK
2022 541-570-420	PROFESSIONAL FEES	04/18/2022	220062	5,400.00	6,400.00	1,000.00	REVERSE BA# 220060	MK
2022 541-570-572	EQUIPMENT	04/18/2022	220062	5,400.00	6,400.00	1,000.00	ADULT BS ADJ #1	MK
EXPENDITURES - SUPERVISION		08/25/2022	220140	6,000.00	7,380.00	1,380.00	ADULT BS ADJ #2	MK
			TOTAL AMENDMENTS	18	TOTAL CHANGES	41,895.00-		
2022 541-700-543	TRANSFER TO HIGH R	08/25/2022	220140	24,905.00	25,839.00	934.00	ADULT BS ADJ #2	MK
			TOTAL AMENDMENTS	1	TOTAL CHANGES	934.00		
2022 543-333-103	STATE AID - SUBSTA	08/25/2022	220141	26,594.00-	27,107.00-	513.00-	ADULT HRSA ADJ #1	MK
2022 543-333-103	STATE AID - SUBSTA	08/25/2022	220144	27,107.00-	26,594.00-	513.00	CORRECT BA 220141	MK
2022 543-333-103	STATE AID - SUBSTA	08/25/2022	220145	26,594.00-	26,081.00-	513.00	ADULT HRSA ADJ #1	MK
			TOTAL AMENDMENTS	3	TOTAL CHANGES	513.00		
2022 543-390-541	TRANSFER FROM SUP	08/25/2022	220141	24,905.00-	23,971.00-	934.00	ADULT HRSA ADJ #1	MK
2022 543-390-541	TRANSFER FROM SUP	08/25/2022	220144	23,971.00-	24,905.00-	934.00-	CORRECT BA 220141	MK
2022 543-390-541	TRANSFER FROM SUP	08/25/2022	220145	24,905.00-	25,839.00-	934.00-	ADULT HRSA ADJ #1	MK
			TOTAL AMENDMENTS	3	TOTAL CHANGES	934.00-		
2022 543-573-206	UNEMPLOYMENT INSUR	08/25/2022	220141	53.00	478.00	425.00	ADULT HRSA ADJ #1	MK
2022 543-573-419	PROFESSIONAL FEES	08/25/2022	220141	200.00	196.00	4.00-	ADULT HRSA ADJ #1	MK
EXPENDITURES - SUBSTANCE ABUSE			TOTAL AMENDMENTS	2	TOTAL CHANGES	421.00		
2022 544-333-104	STATE AID - OFFEND	08/25/2022	220142	62,020.00-	62,533.00-	513.00-	ADULT HRSO ADJ #1	MK
			TOTAL AMENDMENTS	1	TOTAL CHANGES	513.00-		
2022 544-574-204	WORKERS COMP	01/24/2022	220026	62.00	62.00	62.00-	CORRECT ORIGINAL BUDGET	MK
2022 544-574-204	WORKERS COMP	04/11/2022	220048	.00	62.00	62.00	REVERSE BA 220026	MK
2022 544-574-204	WORKERS COMP	04/11/2022	220049	62.00	62.00	62.00-	CORRECT UNEMPLOYMENT	MK
2022 544-574-206	UNEMPLOYMENT INSUR	04/11/2022	220049	.00	62.00	62.00	CORRECT UNEMPLOYMENT	MK
2022 544-574-206	UNEMPLOYMENT INSUR	08/25/2022	220142	62.00	571.00	509.00	ADULT HRSO ADJ #1	MK
2022 544-574-419	PROFESSIONAL FEES	01/24/2022	220026	465.00	527.00	62.00	CORRECT ORIGINAL BUDGET	MK
2022 544-574-419	PROFESSIONAL FEES	04/11/2022	220048	527.00	465.00	62.00-	REVERSE BA 220026	MK
2022 544-574-419	PROFESSIONAL FEES	08/25/2022	220142	465.00	469.00	4.00	ADULT HRSO ADJ #1	MK
EXPENDITURES - OFFENDER			TOTAL AMENDMENTS	8	TOTAL CHANGES	513.00		
2022 546-582-330	FUEL/LUBRICANTS	05/11/2022	220071	2,800.00	3,800.00	1,000.00	LOCAL 546 LINE ITEM TRANS	MK
2022 546-582-402	CONTRACT SERVICES	03/14/2022	220036	.00	550.00	550.00	BA LOCAL JUVENILE	MK
2022 546-582-482	AUTO INSURANCE	05/11/2022	220071	1,400.00	2,000.00	600.00	LOCAL 546 LINE ITEM TRANS	MK

ACCOUNT NUMBER	ACCOUNT NAME	DATE	AMDMT NUMBER	OLD BUDGET AMOUNT	AMENDED BUDGET AMOUNT	AMOUNT OF CHANGE	DESCRIPTION	CLK
2022 546-582-572	OFFICE EQUIPMENT	03/14/2022	220036	13,000.00	12,450.00	550.00-	BA LOCAL JUVENILE	MK
2022 346-582-572	OFFICE EQUIPMENT	05/11/2022	220071	12,450.00	10,850.00	1,600.00-	LOCAL 546 LINE ITEM TRANS	MK
	EXPENDITURES - JUV LOCAL		TOTAL AMENDMENTS	TOTAL	TOTAL CHANGES	.00		
2022 552-333-117	ETCOG REIMBURSEMENT	11/05/2021	220005	1,500.00-	1,500.00-	1,500.00-	INCREASE REV & EXP BA #1	MK
	EXPENDITURES - JUV LOCAL		TOTAL AMENDMENTS	TOTAL	TOTAL CHANGES	0.00		
2022 552-582-410	PSYCHOLOGICALS-ETC	11/05/2021	220005	1,500.00	1,500.00	1,500.00	INCREASE REV & EXP BA #1	MK
	EXPENDITURES - JUV LOCAL		TOTAL AMENDMENTS	TOTAL	TOTAL CHANGES	0.00		
2022 556-333-114	RN ASSESSMENTS	05/11/2022	220070	5,109.00-	5,364.44-	255.44-	GRANT R - BA #2	MK
	EXPENDITURES - JUV LOCAL		TOTAL AMENDMENTS	TOTAL	TOTAL CHANGES	255.44-		
2022 556-582-411	TRAUMA INFORMED CO	08/02/2022	220115	19,490.00	21,122.00	1,632.00	JUV 556 ADJUSTMENT	MK
2022 556-582-412	RN ASSESSMENTS	05/11/2022	220070	5,109.00	5,364.44	255.44	GRANT R - BA #2	MK
2022 556-582-414	TIC (TCSS) ASSESSM	08/02/2022	220115	857.00	857.00-	857.00-	JUV 556 ADJUSTMENT	MK
2022 556-582-452	EQUIPMENT REPAIR	08/02/2022	220115	857.00	857.00-	857.00-	JUV 556 ADJUSTMENT	MK
	EXPENDITURES - REGIONAL SERVIC		TOTAL AMENDMENTS	TOTAL	TOTAL CHANGES	255.44		
2022 558-435-103	SALARIES - EMPLOYE	01/25/2022	220027	46,875.59	45,165.59	1,710.00-	BA GRANT S FY22	MK
2022 558-435-402	PROBATION EXTERNAL	08/02/2022	220116	86,314.80	81,125.80	5,189.00-	JUV 558 ADJUSTMENT	MK
2022 558-435-457	OFFICE EQUIPMENT/C	01/25/2022	220027	5,285.00	5,285.00	1,710.00	BA GRANT S FY22	MK
2022 558-435-457	OFFICE EQUIPMENT/C	08/02/2022	220116	5,285.00	10,474.00	5,189.00	JUV 558 ADJUSTMENT	MK
	EXPENDITURES - GRANT S		TOTAL AMENDMENTS	TOTAL	TOTAL CHANGES	.00		
2022 559-570-206	UNEMPLOYMENT INSUR	08/25/2022	220143	52.00	525.00	473.00	ADULT SMH ADJ #1	MK
2022 559-570-402	CONTRACT SERVICES	08/25/2022	220143	1,680.00	1,207.00	473.00-	ADULT SMH ADJ #1	MK
	EXPENDITURES - MENTAL IMPAIRME		TOTAL AMENDMENTS	TOTAL	TOTAL CHANGES	.00		
2022 565-435-427	TRAINING	06/08/2022	220079	2,000.00	1,250.00	750.00-	LINE ITEM TRANSFER	MK
	EXPENDITURES - INDIGENT DEFENS		TOTAL AMENDMENTS	TOTAL	TOTAL CHANGES	750.00-		
2022 565-700-010	TRANSFER TO GENERA	06/08/2022	22009	1.00	750.00	750.00	CORRECTION TO BA20079	SH
	EXPENDITURES - INDIGENT DEFENS		TOTAL AMENDMENTS	TOTAL	TOTAL CHANGES	750.00		
2022 567-370-102	INSURANCE PROCEEDS	04/13/2022	220055	1.00	8,037.42-	8,037.42-	LINE ITEM TRANSFER	MK
	EXPENDITURES - ABATEMENT OFFICER		TOTAL AMENDMENTS	TOTAL	TOTAL CHANGES	8,037.42-		
2022 567-435-451	REPAIR & MAINT/VEH	04/13/2022	220055	2,500.00	10,537.42	8,037.42	LINE ITEM TRANSFER	MK
	EXPENDITURES - ABATEMENT OFFICER		TOTAL AMENDMENTS	TOTAL	TOTAL CHANGES	8,037.42		
2022 816-390-021	TRANSFER FROM RB#1	06/23/2022	220093	.00	2,460.96-	2,460.96-	TO REV & EXP FOR CITEG GRANT	MK
2022 816-390-023	TRANSFER FROM RB#3	06/23/2022	220095	.00	2,494.15-	2,494.15-	TRANSFER FOR CITEG GRANT	MK
2022 816-390-024	TRANSFER FROM RB#4	06/23/2022	220096	.00	430.08-	430.08-	TRANSFER FOR CITEG GRANT	MK
	EXPENDITURES - ABATEMENT OFFICER		TOTAL AMENDMENTS	TOTAL	TOTAL CHANGES	5,385.19-		
2022 817-476-402	ADMINISTRATIVE SER	02/02/2022	220031	10,991.94	461,300.00	461,300.00	LINE ITEM TRANSFER - GRANTW	MK
2022 817-476-495	MISC. EXPENDITURES	02/02/2022	220031	10,530.64	461,300.00	461,300.00	LINE ITEM TRANSFER - GRANTW	MK
2022 817-476-495	MISC. EXPENDITURES	02/16/2022	220033	10,232.00	461,300.00	461,300.00	LINE ITEM TRANSFER - GRANTW	MK
2022 817-476-495	MISC. EXPENDITURES	03/02/2022	220035	10,164.53	461,300.00	461,300.00	LINE ITEM TRANSFER - GRANTW	MK
2022 817-476-495	MISC. EXPENDITURES	05/25/2022	220076	10,096.63	461,300.00	461,300.00	LINE ITEM TRANSFER - GRANTW	MK
2022 817-476-495	MISC. EXPENDITURES	06/23/2022	220100	9,262.79	461,300.00	461,300.00	LINE ITEM TRANSFER - GRANTW	MK
2022 817-476-495	MISC. EXPENDITURES	08/17/2022	220135	2,298.60	461,300.00	461,300.00	LINE ITEM TRANSFER - GRANTW	MK
2022 817-476-575	INFRASTRUCTURE	02/16/2022	220033	298,607.00	461,300.00	461,300.00	LINE ITEM TRANSFER - GRANTW	MK
2022 817-476-575	INFRASTRUCTURE	03/02/2022	220035	298,607.00	461,300.00	461,300.00	LINE ITEM TRANSFER - GRANTW	MK

08/29/2022 09:13

REPORT OF GENERAL LEDGER AMENDMENTS

ACCOUNT NUMBER	ACCOUNT NAME	DATE	AMDMT NUMBER	OLD BUDGET AMOUNT	AMENDED BUDGET AMOUNT	AMOUNT OF CHANGE	DESCRIPTION	CLK
2022 817-476-575	INFRASTRUCTURE	05/25/2022	220076	366,107.00	434,007.71	67,900.71	LINE ITEM TRANSFER	MK
2022 817-476-575	INFRASTRUCTURE	06/23/2022	220100	434,007.71	1,267,847.71	833,840.00	LINE ITEM TRANSFER	MK
2022 817-476-575	INFRASTRUCTURE	08/17/2022	220135	1,267,847.71	7,774,281.71	6,506,434.00	LINE ITEM TRANSFER	MK
EXPENDITURES - AMERICAN RESCUE				TOTAL AMENDMENTS	12 TOTAL CHANGES	.00		