

Van Zandt County
Monthly Financial & Investment Report
Month Ending August 31, 2016


TO BE RECORDED IN THE SEPTEMBER 27TH, 2016 MINUTES

OF THE COMMISSIONERS' COURT

BY VAN ZANDT COUNTY CLERK.

SUBMITTED THIS THE 12th DAY OF SEPTEMBER 2016

BY:



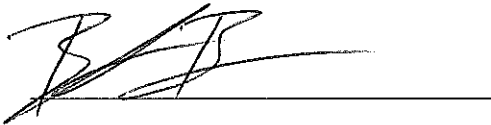
Teri Pruitt, Treasurer

The Van Zandt County Commissioners' Court, having reviewed the Treasurer's Report as presented, having taken reasonable steps to ensure its accuracy, and based upon presentations of the Treasurer's Office, does hereby approve the Report, subject to the independent auditor's review and does further order that it be filed with the official minutes of this meeting. {LGC 114.026(c)}

In addition, the below signatures affirm that the Treasurers' Report complies with statutes as referenced. {LGC 114.026(d)}




Don Kirkpatrick, Van Zandt County Judge




Brandon Brown

Commissioner Precinct #1




Bobby Chaney

Commissioner Precinct #3



Virgil Melton, Jr.

Commissioner Precinct #2



Tim West

Commissioner Precinct #4

FUND NAME	CHECKING ACCOUNT	CHECKING AMOUNT	TDOA ACCOUNT	TDOA AMOUNT	FUND TOTAL
2016 010 GENERAL FUND	FIN CLEAR AMERICAN CTY JURY	507,946.17- 2,925.00-	TDOA MBIA	442,960.38	67,910.79-
2016 011 VZC EMPLOYEE BENEFITS FUND			MEDRESERVE MEDCLAIMS		
2016 012 RESERVE FUNDS	FIN CLEAR	30,123.01	TDOA MBIA	544.72 374,435.71	405,103.44
2016 015 SHERIFF FORFEITURE FUND	FIN CLEAR AMERICAN	10,002.15	TDOA MBIA	9,025.25	19,027.40
2016 016 DA FORFEITURE FUND	FIN CLEAR ESCROW #1 ESCROW #2 ESCROW #3 ESCROW #4 ESCROW #5 ESCROW #6 ESCROW #7 ESCROW #8 ESCROW #9 ESCROW #10 ESCROW #11 ESCROW #12 ESCROW #13 ESCROW #14 ESCROW #15 ESCROW #16 ESCROW #17 ESCROW #18 ESCROW #19 ESCROW #20 ESCROW #21 ESCROW #22 ESCROW #23 ESCROW #24 ESCROW #25 ESCROW #26 ESCROW #27 ESCROW #28 ESCROW #29 ESCROW #30 ESCROW #31 ESCROW #32 ESCROW #33 ESCROW #34 ESCROW #35 ESCROW #36 ESCROW #37 ESCROW #38 ESCROW #39 ESCROW #40 ESCROW #41 ESCROW #42	3,092.23 1,811.74 1,165.32 300.88 800.31 13,827.57 2,462.98 6,156.56 1,014.63 1,927.26 2,808.48 4,721.41 8,238.83 1,528.55 2,294.94 2,825.38 926.72 525.43 2,939.70 2,913.69 534.69 326.95 1,817.67 201.62 3,113.25 1,962.45 1,472.02 1,419.52	TDOA MBIA		

FUND NAME	CHECKING ACCOUNT	CHECKING AMOUNT	TDOA ACCOUNT	TDOA AMOUNT	FUND TOTAL
	ESCROW #43				
	ESCROW #44				
	ESCROW #45				
	ESCROW #46	1,062.42			
	ESCROW #47	1,054.16			
	ESCROW #48				
	ESCROW #49				
	ESCROW #50				
	ESCROW #51				
	ESCROW #52				
	ESCROW #53				
	ESCROW #54				
	ESCROW #55	367.79			
	ESCROW #56				
	ESCROW #57				
	ESCROW #58	2,620.30			
	ESCROW #59				
	ESCROW #60	183.53			
	ESCROW #61				
	ESCROW #62				
	ESCROW #63				
	ESCROW #64				
	ESCROW #65	2,344.26			
	ESCROW #66	1,490.65			
	ESCROW #67				
	ESCROW #68				
	ESCROW #69	5,006.99			
	ESCROW #70	1,155.13			
	ESCROW #71				
	ESCROW #72	4,270.81			
	ESCROW #73				
	ESCROW #74				
	ESCROW #75				
	ESCROW #76				
	ESCROW #77	2,309.73			
	ESCROW #78				
	ESCROW #79	353.10			
	ESCROW #80				
	ESCROW #81	4,615.41			
	ESCROW #82	4,020.70			
	ESCROW #83	4,464.31			
	ESCROW #84	637.70			
	ESCROW #85				
	ESCROW #86	777.77			
	ESCROW #88	4,552.13			114,417.67
2016 017 BUILDING SECURITY FUND	FIN CLEAR	3,009.78	TDOA MBIA		3,009.78
2016 018 JUSTICE COURT BLDG SECURITY	FIN CLEAR	7,944.73	TDOA		7,944.73
2016 019 DA FORFEITURE FUND	ESCROW #13	984.05			
	ESCROW #14	1,157.55			
	ESCROW #15	6,459.65			
	ESCROW #16	2,937.58			
	ESCROW #45	1,674.22			13,213.05

FUND NAME	CHECKING ACCOUNT	CHECKING AMOUNT	TDOA ACCOUNT	TDOA AMOUNT	FUND TOTAL
2016 021 ROAD & BRIDGE - PCT. 1	FIN CLEAR	118,901.17	TDOA MBIA	321,457.63 3.42	440,362.22
2016 022 ROAD & BRIDGE - PCT. 2	FIN CLEAR	1,574,206.10	TDOA MBIA	871,376.55 14,453.12	2,460,035.77
2016 023 ROAD & BRIDGE - PCT. 3	FIN CLEAR	231,549.07	TDOA MBIA	351,354.92 .65	582,904.64
2016 024 ROAD & BRIDGE - PCT. 4	FIN CLEAR	2,118.72	TDOA MBIA	400,673.61 109,229.52	512,021.85
2016 026 ROAD & BRIDGE - GEN	FIN CLEAR	473.26	TDOA MBIA		473.26
2016 031 COUNTY ROAD FUND - PCT. 1	FIN CLEAR	3,488.72	TDOA MBIA	2,000.00	5,488.72
2016 032 COUNTY ROAD FUND - PCT. 2	FIN CLEAR	434.00-	TDOA MBIA		434.00-
2016 033 COUNTY ROAD FUND - PCT. 3	FIN CLEAR		TDOA MBIA		
2016 034 COUNTY ROAD FUND - PCT. 4	FIN CLEAR		TDOA MBIA		
2016 035 VICTIM COORDINATOR GRANT	FIN CLEAR	10,013.98-	TDOA MBIA		10,013.98-
2016 036 DA FORFEITURE FUND II	FIN CLEAR	10,224.38	TDOA MBIA	76,695.58	86,919.96
2016 037 CONSTABLE PCT #4 SEIZURE	FIN CLEAR	1,357.34	TDOA MBIA	5,568.34	6,925.68
2016 040 COUNTY LAW LIBRARY FUND	FIN CLEAR	4,767.52	TDOA MBIA	48,828.40	53,595.92
2016 042 COUNTY FREE LIBRARY	FIN CLEAR	31,936.97	TDOA MBIA		31,936.97
2016 043 COMMUNITY LIBRARY CONTRIBUTIFIN CLEAR	FIN CLEAR	407.10	TDOA MBIA		407.10
2016 047 DIGITIZE RECORDS	FIN CLEAR	5,520.80	TDOA MBIA	49,176.53	54,697.33
2016 048 SUPPLEMENTAL GUARDIANSHIP	FIN CLEAR	12,658.28	TDOA	11,036.98	23,695.26
2016 049 COUNTY CHILD ABUSE PREVENTIOFIN CLEAR	FIN CLEAR	4,217.15	TDOA	1.83	4,218.98
2016 050 COURT RELATED PROGRAMS	FIN CLEAR	5,520.89	TDOA MBIA	9,028.23	14,549.12
2016 052 COUNTY & DISTRICT TECH FUND FIN CLEAR	FIN CLEAR	5,940.91	TDOA		

FUND NAME	CHECKING ACCOUNT	CHECKING AMOUNT	TDOA ACCOUNT	TDOA AMOUNT	FUND TOTAL
			MBIA		5,940.91
2016 053 CAPITALCREDITSECONOMICDEVELOFIN	CLEAR	75,810.22	TDOA	110,187.22	185,997.44
2016 054 COMBINEDCCOURTECHNOLOGYFUND	FIN CLEAR	4,577.71	TDOA	19,120.37	23,698.08
2016 055 CHAPTER 19	FIN CLEAR	1,327.25-	TDOA MBIA		1,327.25-
2016 056 COUNTY RECORDS FUND	FIN CLEAR	54,919.32	TDOA MBIA	27,598.62	82,517.94
2016 057 COUNTY CLERK RECORDS FUND	FIN CLEAR	42,874.74	TDOA MBIA	52,645.31	95,520.05
2016 058 DISTRICT CLERK RECORDS FUND	FIN CLEAR	12,871.95	TDOA	25,192.48	38,064.43
2016 059 COUNTY CLERK ARCHIVE	FIN CLEAR	81,299.25	TDOA	180,203.03	261,502.28
2016 060 CAPTIAL PROJECT W P ANNEX	FIN CLEAR		TDOA MBIA		
2016 061 CAPITAL PROJECT ROADS PCT NOFIN	CLEAR	171.63	TDOA MBIA		171.63
2016 062 CAPITAL PROJECT ROADS PCT NOFIN	CLEAR		TDOA MBIA		
2016 063 CAPITAL PROJECT ROADS PCT NOFIN	CLEAR		TDOA MBIA		
2016 064 CAPITAL PROJECT ROADS PCT NOFIN	CLEAR		TDOA MBIA		
2016 070 PERMANENT IMPROVEMENT FUND	FIN CLEAR		TDOA MBIA		
2016 075 RIGHT-OF-WAY FUND	FIN CLEAR	118.09	TDOA MBIA		118.09
2016 084 TAX ANTICIPATION NOTES	FIN CLEAR	24.23	TDOA MBIA		24.23
2016 085 DEBT SERVICE FUND	DEBT CL	188,683.68	TDOA MBIA	635,069.47 245,309.20	1,069,062.35
2016 087 VZC INDIGENT HEALTH PROGRAM	FIN CLEAR	78,808.37	TDOA MBIA		78,808.37
2016 088 SOIL CONSERVATION DIST FUND	FIN CLEAR	2,757.99-	TDOA MBIA	20,092.63	17,334.64
2016 090 APPELLATE JUSTICE SYSTEM FUN	FIN CLEAR	710.35	TDOA MBIA		710.35
2016 095 PAYROLL CLEARING ACCOUNT.	PAYCLEAR	200,000.20	MBIA		200,000.20

FUND NAME	CHECKING ACCOUNT	CHECKING AMOUNT	TDOA ACCOUNT	TDOA AMOUNT	FUND TOTAL
2016 096 GEN FIXED ASSETS ACCOUNT GRP			MBIA		
2016 097 LONG TERM DEBT GROUP			MBIA		
2016 130 911 RURAL ADDRESSING PROJECTFIN CLEAR			TDOA MBIA		
2016 131 VAN ZANDT COUNTY JAIL	FIN CLEAR	4,462.70	TDOA MBIA		4,462.70
2016 132 VAN ZANDT COUNTY SHERIFF DEPPFIN CLEAR		30,887.46-	TDOA MBIA		30,887.46-
2016 135 CAPITAL MURDER	FIN CLEAR		TDOA	184.07	184.07
2016 136 HOMELAND SECURITY GRANT	FIN CLEAR	1,990.01			1,990.01
2016 137 LAW ENFORCEMENT BLOCK 2001	FIN CLEAR		TDOA MBIA		
2016 138 LAW ENFORCEMENT BLOCK 2003	FIN CLEAR		TDOA MBIA		
2016 139 HOMELAND SECURITY GRANT P25	FIN CLEAR	2,293.00-	TDOA MBIA		2,293.00-
2016 140 MOBILE VIDEO REPLACEMENT GRAFIN CLEAR			TDOA		
2016 141 BULLET PROOF VEST GRANT	FIN CLEAR	5,430.50-	TDOA MBIA		5,430.50-
2016 142 BURN JAG GRANT	FIN CLEAR		TDOA		
2016 143 BYRNE JAG LOCAL GRANT	FIN CLEAR		TDOA		
2016 145 SOLID WASTE GRANT	FIN CLEAR	203.03			203.03
2016 147 MOBILE VIDEO REPIACEMENT GRAFIN CLEAR					
2016 261 CAPITAL PROJECT ROADS PCT NOFIN CLEAR		7.84	TDOA		7.84
2016 262 CAPITAL PROJECT ROADS PCT NOFIN CLEAR		1.34	TDOA		1.34
2016 263 CAPITAL PROJECT PCT 3	FIN CLEAR		TDOA		
2016 264 CAPITAL PROJECT PCT 4	FIN CLEAR		TDOA		
2016 400 FRUITVALE 2011 TXCDBG 710056WATER					
2016 401 BENWHEELERWSC 71348911131115					
2016 402 LITTLEHOPEMOOREWSC7130260813					
2016 540 PRETRIAL SUPERVISION	FIN CLEAR	45,848.24	TDOA	100,183.32	146,031.56
2016 541 COMMUNITY SUP & CORRECTIONS	FIN CLEAR	37,467.57	TDOA	259,017.49	

FUND NAME	CHECKING ACCOUNT	CHECKING AMOUNT	TDOA ACCOUNT	TDOA AMOUNT	FUND TOTAL
			MBIA		296,485.06
2016 542 ADULT PROBATION CIVIL	FIN CLEAR	63,009.12	TDOA MBIA	272,508.04	335,517.16
2016 543 HIGH RISK SUBSTANCE ABUSE -CFIN CLEAR		2,521.54	TDOA MBIA		2,521.54
2016 544 HIGH RISK SEX OFFENDER -CCP FIN CLEAR		1,684.04	TDOA		1,684.04
2016 545 GRANT C COMMIT REDUCTION PROFIN CLEAR		7,158.43			7,158.43
2016 546 JUVENILE PROBATION FUND	FIN CLEAR	101,378.20-	TDOA MBIA		101,378.20-
2016 547 VZCJPD STATE AID GRANT	FIN CLEAR	124,028.14-	TDOA MBIA		124,028.14-
2016 548 VZCJPD PROGRESSIVE SANCTIONSFIN CLEAR			TDOA MBIA		
2016 549 VZCJPD - GRANT N	FIN CLEAR	7,852.46	TDOA MBIA		7,852.46
2016 550 D A SUPPLEMENTAL FUND	FIN CLEAR	2,869.04	TDOA MBIA	4,548.00	7,417.04
2016 551 VOICES - JUV CJD GRANT	FIN CLEAR	9,706.26-	TDOA		9,706.26-
2016 552 ETCOG RESIDENTIAL	FIN CLEAR	3,200.00-			3,200.00-
2016 553 V - JUV PROB POST FUND	FIN CLEAR		TDOA MBIA		
2016 554 GRANT L SECURE FELONY REIMB FIN CLEAR		665.00-	TDOA		665.00-
2016 555 JUVENILE PROBATION INTEREST FIN CLEAR		16.75	TDOA MBIA	23,200.94	23,217.69
2016 556 GRANT H-DIVERSION RESIDENTIAFIN CLEAR					
2016 557 GRANT I	FIN CLEAR				
2016 558 GRANT S	FIN CLEAR	6,764.48			6,764.48
2016 559 MENTAL IMPAIRMENT CASELOAD	FIN CLEAR	5,879.61	TDOA MBIA		5,879.61
2016 560 SALARY ADJUSTMENT FOR JUV PRFIN CLEAR		1.33-	TDOA MBIA		1.33-
2016 562 TITLE IV-E FEDERAL FOSTER CAFIN CLEAR			TDOA MBIA		
2016 563 FRUITVALE WATER TDHCA 720076			MBIA		

FUND NAME	CHECKING ACCOUNT	CHECKING AMOUNT	TDOA ACCOUNT	TDOA AMOUNT	FUND TOTAL
2016 564 ICB	FIN CLEAR				
2016 565 INDIGENT DEFENSE GRANT	FIN CLEAR	9,705.00	TDOA	304.08	10,009.08
2016 567 ABATEMENT OFFICER	FIN CLEAR	19,522.06-	TDOA		19,522.06-
2016 568 TECHNOLOGY RESOURCES	FIN CLEAR	1.50	TDOA		1.50
2016 569 HAVA ELECTION GRANT	FIN CLEAR	6,250.00			6,250.00
2016 570 GOLDEN WATER SUPPLY CORP					
2016 580 D.A. CHECK COLLECTION FUND	FIN CLEAR	19,259.62	TDOA MBIA	109.24	19,368.86
2016 591 CONSTABLE #1 TLEOSE FUND	FIN CLEAR	234.37	TDOA MBIA		234.37
2016 592 CONSTABLE #2 TLEOSE FUND	FIN CLEAR	604.68	MBIA		604.68
2016 593 CONSTABLE #3 TLEOSE FUND	FIN CLEAR		MBIA		
2016 594 CONSTABLE #4 TLEOSE FUND	FIN CLEAR	3,665.43	TDOA MBIA		3,665.43
2016 595 SHERIFF TLEOSE FUND	FIN CLEAR	8,561.83	MBIA		8,561.83
2016 596 DA TLEOSE FUND	FIN CLEAR	1,436.88	MBIA		1,436.88
2016 597 VZC COMMISSARY PERSONNEL FUN	FIN CLEAR		MBIA		
2016 598 SHERIFF - CANINE DRUG ACCOUN	FIN CLEAR		MBIA		
2016 600 JUSTICE COURT TECHNOLOGY FUN	FIN CLEAR	23,726.69	TDOA MBIA		23,726.69
2016 601 VZC COURTHOUSE BEAUTIFICATIO	FIN CLEAR				
2016 602 CHILD ADVOCACY	FIN CLEAR	9.08			9.08
2016 800 CONTRIBUTION RELIEF FUND	FIN CLEAR		TDOA	16,082.93	16,082.93
2016 801 HURRICANE RITA - ASSISTANCE	FIN CLEAR		TDOA		
2016 802 VETERAN'S MEMORIAL WALL FUN	FIN CLEAR	.55	TDOA		.55
2016 803 HISTORICAL COMMISSION	FIN CLEAR	9,127.21	TDOA	.16	9,127.37
2016 804 VAN TORNADO-ASSISTANCE	FIN CLEAR	43,988.47-			43,988.47-
2016 805 FEMA - DEC 2015 STORM	FIN CLEAR	470.66	TDOA		470.66
		-----		-----	-----
TOTAL		2,337,153.40		5,089,407.97	7,426,561.37

CHECK ACCOUNT	CHECK
ACCOUNT BALANCE - FIN CLEAR	1,823,763.80
ACCOUNT BALANCE - CTY JURY	2,925.00-
ACCOUNT BALANCE - ESCROW #1	3,092.23
ACCOUNT BALANCE - ESCROW #2	1,811.74
ACCOUNT BALANCE - ESCROW #3	1,165.32
ACCOUNT BALANCE - ESCROW #4	300.88
ACCOUNT BALANCE - ESCROW #5	800.31
ACCOUNT BALANCE - ESCROW #6	13,827.57
ACCOUNT BALANCE - ESCROW #7	2,462.98
ACCOUNT BALANCE - ESCROW #8	6,156.56
ACCOUNT BALANCE - ESCROW #9	1,014.63
ACCOUNT BALANCE - ESCROW #10	1,927.26
ACCOUNT BALANCE - ESCROW #11	2,808.48
ACCOUNT BALANCE - ESCROW #12	4,721.41
ACCOUNT BALANCE - ESCROW #13	984.05
ACCOUNT BALANCE - ESCROW #14	1,157.55
ACCOUNT BALANCE - ESCROW #15	6,459.65
ACCOUNT BALANCE - ESCROW #16	2,937.58
ACCOUNT BALANCE - ESCROW #17	8,238.83
ACCOUNT BALANCE - ESCROW #19	1,528.55
ACCOUNT BALANCE - ESCROW #22	2,294.94
ACCOUNT BALANCE - ESCROW #23	2,825.38
ACCOUNT BALANCE - ESCROW #24	926.72
ACCOUNT BALANCE - ESCROW #25	525.43
ACCOUNT BALANCE - ESCROW #26	2,939.70
ACCOUNT BALANCE - ESCROW #27	2,913.69
ACCOUNT BALANCE - ESCROW #30	534.69
ACCOUNT BALANCE - ESCROW #31	326.95
ACCOUNT BALANCE - ESCROW #32	1,817.67
ACCOUNT BALANCE - ESCROW #35	201.62
ACCOUNT BALANCE - ESCROW #36	3,113.25
ACCOUNT BALANCE - ESCROW #38	1,962.45
ACCOUNT BALANCE - ESCROW #39	1,472.02
ACCOUNT BALANCE - ESCROW #40	1,419.52
ACCOUNT BALANCE - ESCROW #45	1,674.22
ACCOUNT BALANCE - ESCROW #46	1,062.42
ACCOUNT BALANCE - ESCROW #47	1,054.16
ACCOUNT BALANCE - ESCROW #55	367.79
ACCOUNT BALANCE - ESCROW #58	2,620.30
ACCOUNT BALANCE - ESCROW #60	183.53
ACCOUNT BALANCE - ESCROW #65	2,344.26
ACCOUNT BALANCE - ESCROW #66	1,490.65
ACCOUNT BALANCE - ESCROW #69	5,006.99
ACCOUNT BALANCE - ESCROW #70	1,155.13
ACCOUNT BALANCE - ESCROW #72	4,270.81
ACCOUNT BALANCE - ESCROW #77	2,309.73
ACCOUNT BALANCE - ESCROW #79	353.10
ACCOUNT BALANCE - ESCROW #81	4,615.41
ACCOUNT BALANCE - ESCROW #82	4,020.70
ACCOUNT BALANCE - ESCROW #83	4,464.31
ACCOUNT BALANCE - ESCROW #84	637.70
ACCOUNT BALANCE - ESCROW #86	777.77
ACCOUNT BALANCE - ESCROW #88	4,552.13
ACCOUNT BALANCE - DEBT CL	188,683.68
ACCOUNT BALANCE - PAYCLEAR	200,000.20
TOTAL	2,337,153.40

TDOA ACCOUNT
ACCOUNT BALANCE - TDOA
ACCOUNT BALANCE - MBIA

TOTAL

TDOA
4,345,976.35
743,431.62

5,089,407.97

FUND NAME	***** MONTH TO DATE *****		***** YEAR TO DATE *****	
	REVENUES	EXPENSES	REVENUES	EXPENSES
2016 GENERAL FUND	383,060.85	849,823.05	10,580,135.64	9,793,957.15
2016 VZC EMPLOYEE BENEFITS FUND	.00	.00	.00	.00
2016 RESERVE FUNDS	.00	.00	9,949.17	1,190,000.00
2016 SHERIFF FORFEITURE FUND	1,043.48	.00	5,772.97	681.74
2016 DA FORFEITURE FUND	.00	.00	.00	.00
2016 BUILDING SECURITY FUND	4,324.89	3,694.16	45,048.53	44,138.30
2016 JUSTICE COURT BLDG SECURITY	218.39	118.00	2,380.62	1,298.00
2016 DA FORFEITURE FUND	.00	.00	.00	.00
2016 ROAD & BRIDGE - PCT. 1	123,328.66	68,671.18	916,504.13	884,451.30
2016 ROAD & BRIDGE - PCT. 2	529,513.65	345,275.02	3,834,569.06	1,663,641.56
2016 ROAD & BRIDGE - PCT. 3	119,498.40	132,861.95	1,279,247.61	926,693.74
2016 ROAD & BRIDGE - PCT. 4	85,026.60	198,795.44	1,217,406.82	1,139,321.87
2016 ROAD & BRIDGE - GEN	.00	2,962.76	40,000.00	34,357.41
2016 COUNTY ROAD FUND - PCT. 1	.00	.00	.00	.00
2016 COUNTY ROAD FUND - PCT. 2	.00	.00	.00	.00
2016 COUNTY ROAD FUND - PCT. 3	.00	.00	.00	.00
2016 COUNTY ROAD FUND - PCT. 4	.00	.00	.00	.00
2016 VICTIM COORDINATOR GRANT	.00	4,144.80	54,185.41	51,452.48
2016 DA FORFEITURE FUND II	11,082.81	1,862.50	14,528.44	34,237.84
2016 CONSTABLE PCT #4 SEIZURE	.00	.00	15.79	.00
2016 COUNTY LAW LIBRARY FUND	2,975.00	3,393.82	24,468.92	22,784.26
2016 COUNTY FREE LIBRARY	10,568.17	10,806.64	116,179.87	106,071.11
2016 COMMUNITY LIBRARY CONTRIBUTION	.00	.00	32.00	.00
2016 DIGITIZE RECORDS	900.00	.00	7,869.71	9,013.20
2016 SUPPLEMENTAL GUARDIANSHIP	460.00	.00	3,664.60	769.56
2016 COUNTY CHILD ABUSE PREVENTION	29.56	.00	391.70	.00

FUND NAME	***** MONTH TO DATE *****		***** YEAR TO DATE *****	
	REVENUES	EXPENSES	REVENUES	EXPENSES
2016 COURT RELATED PROGRAMS	.00	.00	1,684.48	.00
2016 COUNTY & DISTRICT TECH FUND	119.70	.00	1,987.85	.00
2016 CAPITALCREDITSECONOMICDEVELOP	.00	.00	64,422.62	2,500.00
2016 COMBINEDCCOURTTECHNOLOGYFUND	360.00	.00	3,843.62	6,940.80
2016 CHAPTER 19	.00	.00	.00	1,559.63-
2016 COUNTY RECORDS FUND	1,548.69	407.00	14,027.77	3,030.00
2016 COUNTY CLERK RECORDS FUND	10,169.22	7,942.07	104,069.18	93,569.32
2016 DISTRICT CLERK RECORDS FUND	395.70	.00	4,174.08	466.49
2016 COUNTY CLERK ARCHIVE	9,276.00	2,500.00	91,115.24	2,500.00
2016 CAPTIAL PROJECT W P ANNEX	.00	.00	.00	.00
2016 CAPITAL PROJECT ROADS PCT NO 1	.00	.00	.00	.00
2016 CAPITAL PROJECT ROADS PCT NO 2	.00	.00	.00	.00
2016 CAPITAL PROJECT ROADS PCT NO 3	.00	.00	.00	.00
2016 CAPITAL PROJECT ROADS PCT NO 4	.00	.00	.00	.00
2016 PERMANENT IMPROVEMENT FUND	.00	.00	.00	.00
2016 RIGHT-OF-WAY FUND	.00	.00	.00	.00
2016 TAX ANTICIPATION NOTES	.00	.00	.00	.00
2016 DEBT SERVICE FUND	8,730.35	4,633.36	918,023.62	1,154,128.02
2016 VZC INDIGENT HEALTH PROGRAM	16,048.40	4,991.24	183,627.03	73,083.92
2016 SOIL CONSERVATION DIST FUND	.00	.00	44.80	6,000.00
2016 APPELLATE JUSTICE SYSTEM FUND	430.00	.00	3,465.00	4,185.00
2016 PAYROLL CLEARING ACCOUNT.	.00	.00	.00	.00
2016 GEN FIXED ASSETS ACCOUNT GRP	.00	.00	.00	.00
2016 LONG TERM DEBT GROUP	.00	.00	.00	.00
2016 911 RURAL ADDRESSING PROJECT	.00	.00	.00	.00
2016 VAN ZANDT COUNTY JAIL	180,915.20	183,115.57	2,915,546.39	1,877,808.77

FUND NAME	***** MONTH TO DATE *****		***** YEAR TO DATE *****	
	REVENUES	EXPENSES	REVENUES	EXPENSES
2016 VAN ZANDT COUNTY SHERIFF DEPT	181,181.10	214,671.97	3,241,894.17	2,065,369.07
2016 CAPITAL MURDER	.00	.00	724.26	721,773.95
2016 HOMELAND SECURITY GRANT	.00	.00	2,700.00	.00
2016 LAW ENFORCEMENT BLOCK 2001	.00	.00	.00	.00
2016 LAW ENFORCEMENT BLOCK 2003	.00	.00	.00	.00
2016 HOMELAND SECURITY GRANT P25 CO	.00	.00	.00	.00
2016 MOBILE VIDEO REPLACEMENT GRANT	.00	.00	.00	.00
2016 BULLET PROOF VEST GRANT	.00	.00	.00	.00
2016 BURN JAG GRANT	.00	.00	.00	.00
2016 BYRNE JAG LOCAL GRANT	.00	.00	.00	.00
2016 SOLID WASTE GRANT	.00	.00	.00	.00
2016 MOBILE VIDEO REPLACEMENT GRANT	.00	.00	.00	.00
2016 CAPITAL PROJECT ROADS PCT NO 1	.00	.00	.00	.00
2016 CAPITAL PROJECT ROADS PCT NO 2	.00	.00	.00	.00
2016 CAPITAL PROJECT PCT 3	.00	.00	.00	.00
2016 CAPITAL PROJECT PCT 4	.00	53,437.45	.00	53,437.45
2016 FRUITVALE 2011 TXCDBG 710056	.00	.00	.00	.00
2016 BENWHEELERWSC 71348911131115	.00	.00	.00	.00
2016 LITTLEHOPEMOOREWSC713026081315	.00	.00	.00	.00
2016 PRETRIAL SUPERVISION	4,594.00	3,716.82	66,025.86	52,514.44
2016 COMMUNITY SUP & CORRECTIONS	32,314.40	38,859.64	519,166.00	525,411.12
2016 ADULT PROBATION CIVIL	3,813.78	2,371.19	29,329.99	30,377.79
2016 HIGH RISK SUBSTANCE ABUSE -CCP	968.00	3,208.78	40,798.79	38,323.75
2016 HIGH RISK SEX OFFENDER -CCP	.00	4,138.64	50,103.50	48,360.32
2016 GRANT C COMMIT REDUCTION PROG	.00	9,278.78	69,393.00	62,236.53
2016 JUVENILE PROBATION FUND	25,199.15	37,416.20	533,887.97	469,755.29

FUND NAME	***** MONTH TO DATE *****		***** YEAR TO DATE *****	
	REVENUES	EXPENSES	REVENUES	EXPENSES
2016 VZCJPD STATE AID GRANT	12,354.00	24,742.30	203,301.00	328,332.39
2016 VZCJPD PROGRESSIVE SANCTIONS	.00	.00	.00	.00
2016 VZCJPD - GRANT N	8,839.00-	6,715.36	100,104.00	92,251.75
2016 D A SUPPLEMENTAL FUND	.00	2,799.68	15,010.11	32,903.10
2016 VOICES - JUV CJD GRANT	.00	3,834.75	47,745.76	45,502.17
2016 ETCOG RESIDENTIAL	.00	.00	8,750.78	5,625.00
2016 V - JUV PROB POST FUND	.00	.00	.00	.00
2016 GRANT L SECURE FELONY REIMB	.00	.00	.00	.00
2016 JUVENILE PROBATION INTEREST	.67	.00	62.04	.00
2016 GRANT H-DIVERSION RESIDENTIAL	.00	.00	.00	.00
2016 GRANT I	.00	.00	.00	.00
2016 GRANT S	.00	868.54	53,412.00	46,806.19
2016 MENTAL IMPAIRMENT CASELOAD	2,525.50	5,176.02	68,817.05	62,937.44
2016 SALARY ADJUSTMENT FOR JUV PROB	.00	.00	.00	.00
2016 TITLE IV-E FEDERAL FOSTER CARE	.00	.00	.00	.00
2016 FRUITVALE WATER TDHCA 720076	.00	.00	.00	.00
2016 ICB	.00	.00	.00	.00
2016 INDIGENT DEFENSE GRANT	12,471.75	5,979.76	50,007.12	66,771.44
2016 ABATEMENT OFFICER	10,775.00	59,849.40	127,995.00	173,039.71
2016 TECHNOLOGY RESOURCES	.00	.00	.00	.00
2016 HAVA ELECTION GRANT	4,850.00-	.00	.00	.00
2016 GOLDEN WATER SUPPLY CORP	.00	.00	.00	.00
2016 D.A. CHECK COLLECTION FUND	223.25	4,126.89	2,334.68	4,126.89
2016 CONSTABLE #1 TLEOSE FUND	.00	.00	848.26	639.40
2016 CONSTABLE #2 TLEOSE FUND	.00	60.00	664.68	60.00
2016 CONSTABLE #3 TLEOSE FUND	.00	.00	.00	.00

FUND NAME	***** MONTH TO DATE *****		***** YEAR TO DATE *****	
	REVENUES	EXPENSES	REVENUES	EXPENSES
2016 CONSTABLE #4 TLEOSE FUND	.00	.00	664.68	1,486.27
2016 SHERIFF TLEOSE FUND	.00	.00	4,464.06	49.32-
2016 DA TLEOSE FUND	.00	.00	.00	.00
2016 VZC COMMISSARY PERSONNEL FUND	.00	.00	.00	.00
2016 SHERIFF - CANINE DRUG ACCOUNT	.00	.00	.00	.00
2016 JUSTICE COURT TECHNOLOGY FUND	915.03	.00	9,914.72	.00
2016 VZC COURTHOUSE BEAUTIFICATION	.00	.00	.00	.00
2016 CHILD ADVOCACY	.00	.00	.00	.00
2016 CONTRIBUTION RELIEF FUND	.00	.00	.00	.00
2016 HURRICANE RITA - ASSISTANCE	.00	.00	.00	.00
2016 VETERAN'S MEMORIAL WALL FUND	.00	.00	.00	.00
2016 HISTORICAL COMMISSION	15.00	.00	1,880.05	616.11
2016 VAN TORNADO-ASSISTANCE	.00	.00	1,370,779.43	1,343,335.05
2016 FEMA - DEC 2015 STORM	.00	669,333.80	2,064,253.48	2,063,782.82
	-----	-----	-----	-----
TOTAL	1,773,685.35	2,976,584.53	31,143,415.11	27,461,248.33

ACCOUNT NAME	BEGINNING CASH BALANCE	CASH RECEIPTS	CASH DISBURSEMENTS	ENDING CASH BALANCE
2016 010 GENERAL FUND				
COINS	1.00	.00	.00	1.00
CASH	145,223.45	581,087.16	943,809.88	507,946.17
RETURNED CHECK FEES	.00	.00	.00	.00
AMERICAN NATIONAL CASH	.00	.00	.00	.00
VZC JURY CASH CLEARING	2,875.00	.00	5,800.00	2,925.00
VZC CHECKING DEBT SERVICE	.00	.00	.00	.00
PETTY CASH COLLECTION-PCT. 1	100.00	.00	.00	100.00
PETTY CASH-CTY CLERK	500.00	.00	.00	500.00
PETTY CASH-DIST CLERK	400.00	.00	.00	400.00
COUNTY COURT JURY CASH	.00	.00	.00	.00
DISTRICT COURT JURY CASH	.00	.00	.00	.00
PETTY CASH-JP #1	200.00	.00	.00	200.00
PETTY CASH-JP #2	200.00	.00	.00	200.00
PETTY CASH - JP#4	200.00	.00	.00	200.00
PETTY CASH-SHERIFF	200.00	.00	.00	200.00
PETTY CASH-TAX COLLECTOR	3,000.00	.00	.00	3,000.00
PETTY CASH - TAX COLL (BOAT)	.00	.00	.00	.00
PETTY CASH-TAX (BOAT CK ACCT)	2.70	.00	.00	2.70
TIME DEPOSIT ON ACCOUNT	442,960.38	.00	.00	442,960.38
MBIA MUNICIPAL INVESTORS SERV	.00	.00	.00	.00
FUND TOTALS	305,415.63	581,087.16	949,609.88	63,107.09
2016 011 VZC EMPLOYEE BENEFITS FUND				
VZC BENEFIT RESERVE	.00	.00	.00	.00
CLAIMS CLEARING ACCOUNT	.00	.00	.00	.00
INTER ACCOUNT CLEARING TRANSFE	.00	.00	.00	.00
FUND TOTALS	.00	.00	.00	.00
2016 012 RESERVE FUNDS				
CASH	30,123.01	.00	.00	30,123.01
TIME DEPOSIT ON ACCOUNT	544.72	.00	.00	544.72
MBIA MUNICIPAL INVESTORS SERV	374,435.71	.00	.00	374,435.71
FUND TOTALS	405,103.44	.00	.00	405,103.44
2016 015 SHERIFF FORFEITURE FUND				
CASH	8,958.67	1,043.48	.00	10,002.15
AMERICAN NATIONAL CASH	.00	.00	.00	.00
CASH-OTHER	.00	.00	.00	.00
TIME DEPOSIT ON ACCOUNT	9,025.25	.00	.00	9,025.25
MBIA MUNICIPAL INVESTORS SERV	.00	.00	.00	.00
FUND TOTALS	17,983.92	1,043.48	.00	19,027.40
2016 016 DA FORFEITURE FUND				
CASH	.00	.00	.00	.00
ESCROW #1 BART ROGERS 553417	3,092.23	.00	.00	3,092.23
D.A. ESCROW/HURST-LANE	1,811.74	.00	.00	1,811.74
D.A. ESCROW/CALE	1,165.32	.00	.00	1,165.32
D.A. ESCROW/HALL	300.88	.00	.00	300.88
D.A. ESCROW/RANDALL MOORE	800.31	.00	.00	800.31
D.A. ESCROW/VANLYDEG	13,827.57	.00	.00	13,827.57
ESCROW #7 DALTON KING 553433	2,462.98	.00	.00	2,462.98
ESCROW #8 TONY KHAMPA 577863	6,156.56	.00	.00	6,156.56
D.A. ESCROW/STANLEY CRAVEN	1,014.63	.00	.00	1,014.63
ESCROW#10 DANNY BUTLER 1910231	1,927.26	.00	.00	1,927.26
D.A. ESCROW/CULPEPPER	2,808.48	.00	.00	2,808.48

ACCOUNT NAME	BEGINNING CASH BALANCE	CASH RECEIPTS	CASH DISBURSEMENTS	ENDING CASH BALANCE
D.A. ESCROW/LANGLEY	4,721.41	.00	.00	4,721.41
D.A. ESCROW/	.00	.00	.00	.00
D.A. ESCROW/APOLONIO CAZAREZ	.00	.00	.00	.00
D.A. ESCROW/MARIE WALL	.00	.00	.00	.00
D.A. ESCROW/RICHARD SMITTY	.00	.00	.00	.00
D.A. ESCROW/LANDON	8,238.83	.00	.00	8,238.83
D.A. ESCROW/HAWKINS	.00	.00	.00	.00
D.A. ESCROW/ROY A. PETERSON	1,528.55	.00	.00	1,528.55
D.A. ESCROW/	.00	.00	.00	.00
D.A. ESCROW/	.00	.00	.00	.00
D.A. ESCROW/JERRY WHITE, JR.	2,294.94	.00	.00	2,294.94
D.A. ESCROW/WIGGINS	2,825.38	.00	.00	2,825.38
D.A. ESCROW/BUSTER EDWARDS	926.72	.00	.00	926.72
D.A. ESCROW/JAMES F CLINTON	525.43	.00	.00	525.43
D.A. ESCROW/MCBEATH	2,939.70	.00	.00	2,939.70
D.A. ESCROW/HEREDIA	2,913.69	.00	.00	2,913.69
D.A. ESCROW/	.00	.00	.00	.00
D.A. ESCROW/	.00	.00	.00	.00
D.A. ESCROW - A. RIOS	534.69	.00	.00	534.69
D.A. ESCROW - G. CAMARILLO	326.95	.00	.00	326.95
D.A. ESCROW/YOW, KENNERLY, GENTR	1,817.67	.00	.00	1,817.67
DA ESCROW/	.00	.00	.00	.00
D.A. ESCROW/	.00	.00	.00	.00
D.A. ESCROW/DESARAE DAVIS	201.62	.00	.00	201.62
D.A. ESCROW/ROLAND & PLATT	3,113.25	.00	.00	3,113.25
D.A. ESCROW/	.00	.00	.00	.00
D.A. ESCROW/RUSSELL	1,962.45	.00	.00	1,962.45
D.A. ESCROW/RODNEY ROSS	1,472.02	.00	.00	1,472.02
D.A. ESCROW/POTTROFF	1,419.52	.00	.00	1,419.52
D.A. ESCROW/	.00	.00	.00	.00
D.A. ESCROW/	.00	.00	.00	.00
D.A. ESCROW/	.00	.00	.00	.00
D.A. ESCROW/	.00	.00	.00	.00
D.A. ESCROW/	.00	.00	.00	.00
D.A. ESCROW/ANDERSON	1,062.42	.00	.00	1,062.42
D.A. ESCROW/PULLUM	1,054.16	.00	.00	1,054.16
D.A. ESCROW/	.00	.00	.00	.00
D.A. ESCROW/	.00	.00	.00	.00
D.A. ESCROW/	.00	.00	.00	.00
D.A. ESCROW/	.00	.00	.00	.00
D.A. ESCROW/	.00	.00	.00	.00
DA ESCROW/	.00	.00	.00	.00
DA ESCROW/	.00	.00	.00	.00
DA ESCROW/	.00	.00	.00	.00
D.A. ESCROW/DOUG MILLER	367.79	.00	.00	367.79
D.A. ESCROW/	.00	.00	.00	.00
D.A. ESCROW/	.00	.00	.00	.00
D.A. ESCROW/BRIAN BOWERS	2,620.30	.00	.00	2,620.30
DA ESCROW/	.00	.00	.00	.00
DA ESCROW/SANDRA HOLDER	183.53	.00	.00	183.53
DA ESCROW/	.00	.00	.00	.00
DA ESCROW/	.00	.00	.00	.00
D.A. ESCROW/	.00	.00	.00	.00
DA ESCROW/	.00	.00	.00	.00
DA ESCROW/HARRIS	2,344.26	.00	.00	2,344.26
D.A. ESCROW/WHIT	1,490.65	.00	.00	1,490.65
D.A. ESCROW/	.00	.00	.00	.00
D.A. ESCROW/	.00	.00	.00	.00

ACCOUNT NAME	BEGINNING CASH BALANCE	CASH RECEIPTS	CASH DISBURSEMENTS	ENDING CASH BALANCE
D.A. ESCROW/JOHN H TUCKER	5,006.99	.00	.00	5,006.99
D.A. ESCROW/BOWERS	1,155.13	.00	.00	1,155.13
D.A. ESCROW/	.00	.00	.00	.00
D.A. ESCROW/BILLINGTON	4,270.81	.00	.00	4,270.81
D.A. ESCROW/	.00	.00	.00	.00
DA ESCROW	.00	.00	.00	.00
DA ESCROW/	.00	.00	.00	.00
D.A. ESCROW/	.00	.00	.00	.00
D.A. ESCROW/CALVERT WILSON	2,309.73	.00	.00	2,309.73
D.A. ESCROW/	.00	.00	.00	.00
D.A. ESCROW/WALTER MAYS	353.10	.00	.00	353.10
D.A. ESCROW/	.00	.00	.00	.00
DA ESCROW/RODRIGUEZ 552836	4,615.41	.00	.00	4,615.41
DA ESCROW/GONZALES	4,020.70	.00	.00	4,020.70
DA ESCROW/GARRYWINST	4,464.31	.00	.00	4,464.31
DA ESCROW/ JASMINE GONZALEZ	637.70	.00	.00	637.70
DA ESCROW/	.00	.00	.00	.00
DA ESCROW/TAVARCHIE HARDING	777.77	.00	.00	777.77
DA ESCROW/WOOD, SHAUNA & MICHA	4,552.13	.00	.00	4,552.13
TIME DEPOSIT ON ACCOUNT	.00	.00	.00	.00
MBIA MUNICIPAL INVESTORS SERV	.00	.00	.00	.00
FUND TOTALS	114,417.67	.00	.00	114,417.67
2016 017 BUILDING SECURITY FUND				
CASH	2,379.05	4,324.89	3,694.16-	3,009.78
TIME DEPOSIT ON ACCOUNT	.00	.00	.00	.00
MBIA MUNICIPAL INVESTORS SERV	.00	.00	.00	.00
FUND TOTALS	2,379.05	4,324.89	3,694.16-	3,009.78
2016 018 JUSTICE COURT BLDG SECURITY				
CASH	7,844.34	218.39	118.00-	7,944.73
TIME DEPOSIT ON ACCOUNT	.00	.00	.00	.00
FUND TOTALS	7,844.34	218.39	118.00-	7,944.73
2016 019 DA FORFEITURE FUND				
CASH	.00	.00	.00	.00
D.A. ESCROW/	.00	.00	.00	.00
D.A. ESCROW/	.00	.00	.00	.00
D.A. ESCROW/	.00	.00	.00	.00
D.A. ESCROW/	.00	.00	.00	.00
D.A. ESCROW/	.00	.00	.00	.00
D.A. ESCROW/	.00	.00	.00	.00
D.A. ESCROW/	.00	.00	.00	.00
D.A. ESCROW/	.00	.00	.00	.00
D.A. ESCROW/	.00	.00	.00	.00
D.A. ESCROW/	.00	.00	.00	.00
D.A. ESCROW/	.00	.00	.00	.00
D.A. ESCROW/	.00	.00	.00	.00
D.A. ESCROW/	.00	.00	.00	.00
D.A. ESCROW/	.00	.00	.00	.00
D.A. ESCROW/	.00	.00	.00	.00
D.A. ESCROW/BECKY SNELL	984.05	.00	.00	984.05
D.A. ESCROW/APOLONIO CAZAREZ	1,157.55	.00	.00	1,157.55
D.A. ESCROW/MARIE WALL	6,459.65	.00	.00	6,459.65
D.A. ESCROW/RICHARD SMITTY	2,937.58	.00	.00	2,937.58
D.A. ESCROW/	.00	.00	.00	.00
D.A. ESCROW/	.00	.00	.00	.00
D.A. ESCROW/	.00	.00	.00	.00
D.A. ESCROW/	.00	.00	.00	.00
D.A. ESCROW/	.00	.00	.00	.00
D.A. ESCROW	.00	.00	.00	.00

ACCOUNT NAME	BEGINNING CASH BALANCE	CASH RECEIPTS	CASH DISBURSEMENTS	ENDING CASH BALANCE
D.A. ESCROW/	.00	.00	.00	.00
D.A. ESCROW/	.00	.00	.00	.00
D.A. ESCROW/	.00	.00	.00	.00
D.A. ESCROW/	.00	.00	.00	.00
D.A. ESCROW/	.00	.00	.00	.00
D.A. ESCROW/	.00	.00	.00	.00
D.A. ESCROW/	.00	.00	.00	.00
D.A. ESCROW -	.00	.00	.00	.00
D.A. ESCROW	.00	.00	.00	.00
D.A. ESCROW	.00	.00	.00	.00
DA RSCROW/	.00	.00	.00	.00
D.A. ESCROW/	.00	.00	.00	.00
D.A. ESCROW/	.00	.00	.00	.00
D.A. ESCROW/	.00	.00	.00	.00
D.A. ESCROW/	.00	.00	.00	.00
D.A. ESCROW/	.00	.00	.00	.00
D.A. ESCROW/	.00	.00	.00	.00
D.A. ESCROW	.00	.00	.00	.00
D.A. ESCROW	.00	.00	.00	.00
D.A. ESCROW/	.00	.00	.00	.00
D.A. ESCROW	.00	.00	.00	.00
D.A. ESCROW	.00	.00	.00	.00
D.A. ESCROW	.00	.00	.00	.00
D.A. ESCROW	.00	.00	.00	.00
D.A. ESCROW	.00	.00	.00	.00
D.A. ESCROW	.00	.00	.00	.00
D.A. ESCROW	.00	.00	.00	.00
D.A. ESCROW	.00	.00	.00	.00
D.A. ESCROW	.00	.00	.00	.00
D.A. ESCROW	.00	.00	.00	.00
D.A. ESCROW	.00	.00	.00	.00
D.A. ESCROW	.00	.00	.00	.00
D.A. ESCROW	.00	.00	.00	.00
D.A. ESCROW	.00	.00	.00	.00
D.A. ESCROW	.00	.00	.00	.00
D.A. ESCROW	.00	.00	.00	.00
D.A. ESCROW	.00	.00	.00	.00
D.A. ESCROW	.00	.00	.00	.00
D.A. ESCROW	.00	.00	.00	.00
D.A. ESCROW	.00	.00	.00	.00
D.A. ESCROW	.00	.00	.00	.00
D.A. ESCROW	.00	.00	.00	.00
D.A. ESCROW	.00	.00	.00	.00
D.A. ESCROW	.00	.00	.00	.00
D.A. ESCROW	.00	.00	.00	.00
D.A. ESCROW	.00	.00	.00	.00
D.A. ESCROW	.00	.00	.00	.00
D.A. ESCROW	.00	.00	.00	.00
D.A. ESCROW	.00	.00	.00	.00
D.A. ESCROW	.00	.00	.00	.00
D.A. ESCROW	.00	.00	.00	.00
D.A. ESCROW	.00	.00	.00	.00
D.A. ESCROW/I-20 & TURNER HAYD	1,674.22	.00	.00	1,674.22
D.A. ESCROW/BARBARA JEAN SHARP	.00	.00	.00	.00
D.A. ESCROW/	.00	.00	.00	.00
D.A. ESCROW/	.00	.00	.00	.00
D.A. ESCROW/	.00	.00	.00	.00
D.A. ESCROW/	.00	.00	.00	.00
D.A. ESCROW/	.00	.00	.00	.00
DA ESCROW/	.00	.00	.00	.00
DA ESCROW/	.00	.00	.00	.00
DA ESCROW/	.00	.00	.00	.00
D.A. ESCROW/DOUG MILLER	.00	.00	.00	.00
D.A. ESCROW/	.00	.00	.00	.00
D.A. ESCROW/	.00	.00	.00	.00
D.A. ESCROW/	.00	.00	.00	.00
DA ESCROW/	.00	.00	.00	.00
DA ESCROW	.00	.00	.00	.00
DA ESCROW/	.00	.00	.00	.00
DA ESCROW/	.00	.00	.00	.00
D.A. ESCROW/	.00	.00	.00	.00
DA ESCROW/	.00	.00	.00	.00
D.A. ESCROW	.00	.00	.00	.00
D.A. ESCROW	.00	.00	.00	.00
D.A. ESCROW/	.00	.00	.00	.00
D.A. ESCROW	.00	.00	.00	.00
D.A. ESCROW	.00	.00	.00	.00
D.A. ESCROW	.00	.00	.00	.00
D.A. ESCROW/	.00	.00	.00	.00
D.A. ESCROW/	.00	.00	.00	.00
DA ESCROW	.00	.00	.00	.00
DA ESCROW/	.00	.00	.00	.00
D.A. ESCROW/	.00	.00	.00	.00
D.A. ESCROW/	.00	.00	.00	.00
D.A. ESCROW/	.00	.00	.00	.00

ACCOUNT NAME	BEGINNING CASH BALANCE	CASH RECEIPTS	CASH DISBURSEMENTS	ENDING CASH BALANCE
D.A. ESCROW	.00	.00	.00	.00
D.A. ESCROW/	.00	.00	.00	.00
DA ESCROW/	.00	.00	.00	.00
DA ESCROW/	.00	.00	.00	.00
DA ESCROW/	.00	.00	.00	.00
DA ESCROW	.00	.00	.00	.00
DA ESCROW/	.00	.00	.00	.00
DA ESCROW	.00	.00	.00	.00
DA ESCROW/	.00	.00	.00	.00
TIME DEPOSIT ON ACCOUNT	.00	.00	.00	.00
MBIA MUNICIPAL INVESTORS SERV	.00	.00	.00	.00
FUND TOTALS	13,213.05	.00	.00	13,213.05
2016 021 ROAD & BRIDGE - PCT. 1				
CASH	60,998.28	123,528.65	65,625.76-	118,901.17
TIME DEPOSIT ON ACCOUNT	321,457.63	.00	.00	321,457.63
MBIA MUNICIPAL INVESTORS SERV	3.42	.00	.00	3.42
FUND TOTALS	382,459.33	123,528.65	65,625.76-	440,362.22
2016 022 ROAD & BRIDGE - PCT. 2				
CASH	1,385,411.64	529,582.81	340,788.35-	1,574,206.10
TIME DEPOSIT ON ACCOUNT	871,376.55	.00	.00	871,376.55
MBIA MUNICIPAL INVESTORS SERV	14,453.12	.00	.00	14,453.12
FUND TOTALS	2,271,241.31	529,582.81	340,788.35-	2,460,035.77
2016 023 ROAD & BRIDGE - PCT. 3				
CASH	243,002.54	119,913.43	131,366.90-	231,549.07
TIME DEPOSIT ON ACCOUNT	351,354.92	.00	.00	351,354.92
MBIA MUNICIPAL INVESTORS SERV	.65	.00	.00	.65
FUND TOTALS	594,358.11	119,913.43	131,366.90-	582,904.64
2016 024 ROAD & BRIDGE - PCT. 4				
CASH	83,909.86	85,026.60	166,817.74-	2,118.72
TIME DEPOSIT ON ACCOUNT	400,673.61	.00	.00	400,673.61
MBIA MUNICIPAL INVESTORS SERV	109,229.52	.00	.00	109,229.52
FUND TOTALS	593,812.99	85,026.60	166,817.74-	512,021.85
2016 026 ROAD & BRIDGE - GEN				
CASH	3,436.02	.00	2,962.76-	473.26
TIME DEPOSIT ON ACCOUNT	.00	.00	.00	.00
MBIA MUNICIPAL INVESTORS SERV	.00	.00	.00	.00
FUND TOTALS	3,436.02	.00	2,962.76-	473.26
2016 031 COUNTY ROAD FUND - PCT. 1				
CASH	3,488.72	.00	.00	3,488.72
TIME DEPOSIT ON ACCOUNT	2,000.00	.00	.00	2,000.00
MBIA MUNICIPAL INVESTORS SERV	.00	.00	.00	.00
FUND TOTALS	5,488.72	.00	.00	5,488.72
2016 032 COUNTY ROAD FUND - PCT. 2				
CASH	434.00-	.00	.00	434.00-
TIME DEPOSIT ON ACCOUNT	.00	.00	.00	.00
MBIA MUNICIPAL INVESTORS SERV	.00	.00	.00	.00
FUND TOTALS	434.00-	.00	.00	434.00-
2016 033 COUNTY ROAD FUND - PCT. 3				
CASH	.00	.00	.00	.00

ACCOUNT NAME	BEGINNING CASH BALANCE	CASH RECEIPTS	CASH DISBURSEMENTS	ENDING CASH BALANCE
TIME DEPOSIT ON ACCOUNT	.00	.00	.00	.00
MBIA MUNICIPAL INVESTORS SERV	.00	.00	.00	.00
FUND TOTALS	.00	.00	.00	.00
2016 034 COUNTY ROAD FUND - PCT. 4				
CASH	.00	.00	.00	.00
TIME DEPOSIT ON ACCOUNT	.00	.00	.00	.00
MBIA MUNICIPAL INVESTORS SERV	.00	.00	.00	.00
FUND TOTALS	.00	.00	.00	.00
2016 035 VICTIM COORDINATOR GRANT				
CASH	5,869.18-	.00	4,144.80-	10,013.98-
TIME DEPOSIT ON ACCOUNT	.00	.00	.00	.00
MBIA MUNICIPAL INVESTORS SERV	.00	.00	.00	.00
FUND TOTALS	5,869.18-	.00	4,144.80-	10,013.98-
2016 036 DA FORFEITURE FUND II				
CASH	1,017.51	11,082.81	1,875.94-	10,224.38
TIME DEPOSIT ON ACCOUNT	76,695.58	.00	.00	76,695.58
MBIA MUNICIPAL INVESTORS SERV	.00	.00	.00	.00
FUND TOTALS	77,713.09	11,082.81	1,875.94-	86,919.96
2016 037 CONSTABLE PCT #4 SEIZURE				
CASH	1,357.34	.00	.00	1,357.34
TIME DEPOSIT ON ACCOUNT	5,568.34	.00	.00	5,568.34
MBIA MUNICIPAL INVESTORS SERV	.00	.00	.00	.00
FUND TOTALS	6,925.68	.00	.00	6,925.68
2016 040 COUNTY LAW LIBRARY FUND				
CASH	4,181.34	2,975.00	2,388.82-	4,767.52
TIME DEPOSIT ON ACCOUNT	48,828.40	.00	.00	48,828.40
MBIA MUNICIPAL INVESTORS SERV	.00	.00	.00	.00
FUND TOTALS	53,009.74	2,975.00	2,388.82-	53,595.92
2016 042 COUNTY FREE LIBRARY				
CASH	31,632.27	10,568.17	10,263.47-	31,936.97
TIME DEPOSIT ON ACCOUNT	.00	.00	.00	.00
MBIA MUNICIPAL INVESTORS SERV	.00	.00	.00	.00
FUND TOTALS	31,632.27	10,568.17	10,263.47-	31,936.97
2016 043 COMMUNITY LIBRARY CONTRIBUTION				
CASH	407.10	.00	.00	407.10
TIME DEPOSIT ON ACCOUNT	.00	.00	.00	.00
MBIA MUNICIPAL INVESTORS SERV	.00	.00	.00	.00
FUND TOTALS	407.10	.00	.00	407.10
2016 047 DIGITIZE RECORDS				
CASH	4,620.80	900.00	.00	5,520.80
TIME DEPOSIT ON ACCOUNT	49,176.53	.00	.00	49,176.53
MBIA	.00	.00	.00	.00
FUND TOTALS	53,797.33	900.00	.00	54,697.33
2016 048 SUPPLEMENTAL GUARDIANSHIP				
CASH	12,198.28	460.00	.00	12,658.28
TEXPOOL	11,036.98	.00	.00	11,036.98
FUND TOTALS	23,235.26	460.00	.00	23,695.26
2016 049 COUNTY CHILD ABUSE PREVENTION				
CASH	4,187.59	29.56	.00	4,217.15

ACCOUNT NAME	BEGINNING CASH BALANCE	CASH RECEIPTS	CASH DISBURSEMENTS	ENDING CASH BALANCE
TIME DEPOSIT ON ACCOUNT	<u>1.83</u>	<u>.00</u>	<u>.00</u>	<u>1.83</u>
FUND TOTALS	4,189.42	29.56	.00	4,218.98
2016 050 COURT RELATED PROGRAMS				
CASH	5,520.89	.00	.00	5,520.89
TIME DEPOSIT ON ACCOUNT	9,028.23	.00	.00	9,028.23
MBIA MUNICIPAL INVESTORS SERV	<u>.00</u>	<u>.00</u>	<u>.00</u>	<u>.00</u>
FUND TOTALS	14,549.12	.00	.00	14,549.12
2016 052 COUNTY & DISTRICT TECH FUND				
CASH	5,821.21	119.70	.00	5,940.91
TIME DEPOSIT ON ACCOUNT	.00	.00	.00	.00
MBIA	<u>.00</u>	<u>.00</u>	<u>.00</u>	<u>.00</u>
FUND TOTALS	5,821.21	119.70	.00	5,940.91
2016 053 CAPITALCREDITSECONOMICDEVELOP				
CASH	75,810.22	.00	.00	75,810.22
TIME DEPOSIT ON ACCOUNT	<u>110,187.22</u>	<u>.00</u>	<u>.00</u>	<u>110,187.22</u>
FUND TOTALS	185,997.44	.00	.00	185,997.44
2016 054 COMBINEDCCOURTTECHNOLOGYFUND				
CASH	4,217.71	360.00	.00	4,577.71
TIME DEPOSIT ON ACCOUNT	19,120.37	.00	.00	19,120.37
MBIA MUNICIPAL INVESTORS SERV	<u>.00</u>	<u>.00</u>	<u>.00</u>	<u>.00</u>
FUND TOTALS	23,338.08	360.00	.00	23,698.08
2016 055 CHAPTER 19				
TIME DEPOSIT ON ACCOUNT	1,327.25-	.00	.00	1,327.25-
MBIA	<u>.00</u>	<u>.00</u>	<u>.00</u>	<u>.00</u>
FUND TOTALS	1,327.25-	.00	.00	1,327.25-
2016 056 COUNTY RECORDS FUND				
CASH	53,676.63	1,548.69	306.00-	54,919.32
TIME DEPOSIT ON ACCOUNT	27,598.62	.00	.00	27,598.62
MBIA MUNICIPAL INVESTORS SERV	<u>.00</u>	<u>.00</u>	<u>.00</u>	<u>.00</u>
FUND TOTALS	81,275.25	1,548.69	306.00-	82,517.94
2016 057 COUNTY CLERK RECORDS FUND				
CASH	38,146.45	10,169.22	5,440.93-	42,874.74
TIME DEPOSIT ON ACCOUNT	52,645.31	.00	.00	52,645.31
MBIA MUNICIPAL INVESTORS SERV	<u>.00</u>	<u>.00</u>	<u>.00</u>	<u>.00</u>
FUND TOTALS	90,791.76	10,169.22	5,440.93-	95,520.05
2016 058 DISTRICT CLERK RECORDS FUND				
CASH	12,476.25	395.70	.00	12,871.95
TIME DEPOSIT ON ACCOUNT	<u>25,192.48</u>	<u>.00</u>	<u>.00</u>	<u>25,192.48</u>
FUND TOTALS	37,668.73	395.70	.00	38,064.43
2016 059 COUNTY CLERK ARCHIVE				
CASH	74,523.25	9,276.00	2,500.00-	81,299.25
TIME DEPOSIT ON ACCOUNT	<u>180,203.03</u>	<u>.00</u>	<u>.00</u>	<u>180,203.03</u>
FUND TOTALS	254,726.28	9,276.00	2,500.00-	261,502.28
2016 060 CAPTIAL PROJECT W P ANNEX				
CASH	.00	.00	.00	.00
TIME DEPOSIT ON ACCOUNT	.00	.00	.00	.00

ACCOUNT NAME	BEGINNING CASH BALANCE	CASH RECEIPTS	CASH DISBURSEMENTS	ENDING CASH BALANCE
MBIA MUNICIPAL INVESTOR SERVIC	.00	.00	.00	.00
FUND TOTALS	.00	.00	.00	.00
2016 061 CAPITAL PROJECT ROADS PCT NO 1				
CASH	171.63	.00	.00	171.63
TIME DEPOSIT ON ACCOUNT	.00	.00	.00	.00
MBIA MUNICIPAL INVESTOR SERVIC	.00	.00	.00	.00
FUND TOTALS	171.63	.00	.00	171.63
2016 062 CAPITAL PROJECT ROADS PCT NO 2				
CASH	.00	.00	.00	.00
TIME DEPOSIT ON ACCOUNT	.00	.00	.00	.00
MBIA MUNICIPAL INVESTORS SER	.00	.00	.00	.00
FUND TOTALS	.00	.00	.00	.00
2016 063 CAPITAL PROJECT ROADS PCT NO 3				
CASH	.00	.00	.00	.00
TIME DEPOSIT ON ACCOUNT	.00	.00	.00	.00
MBIA MUNICIPAL INVESTORS SERV	.00	.00	.00	.00
FUND TOTALS	.00	.00	.00	.00
2016 064 CAPITAL PROJECT ROADS PCT NO 4				
CASH	.00	.00	.00	.00
TIME DEPOSIT ON ACCOUNT	.00	.00	.00	.00
MBIA MUNICIPAL INVESTORS SERV	.00	.00	.00	.00
FUND TOTALS	.00	.00	.00	.00
2016 070 PERMANENT IMPROVEMENT FUND				
CASH	.00	.00	.00	.00
TIME DEPOSIT ON ACCOUNT	.00	.00	.00	.00
MBIA MUNICIPAL INVESTORS SERV	.00	.00	.00	.00
FUND TOTALS	.00	.00	.00	.00
2016 075 RIGHT-OF-WAY FUND				
CASH	118.09	.00	.00	118.09
TIME DEPOSIT ON ACCOUNT	.00	.00	.00	.00
MBIA MUNICIPAL INVESTORS SERV	.00	.00	.00	.00
FUND TOTALS	118.09	.00	.00	118.09
2016 084 TAX ANTICIPATION NOTES				
CASH	24.23	.00	.00	24.23
TIME DEPOSIT ON ACCOUNT	.00	.00	.00	.00
MBIA	.00	.00	.00	.00
FUND TOTALS	24.23	.00	.00	24.23
2016 085 DEBT SERVICE FUND				
CASH	184,586.69	8,730.35	4,633.36-	188,683.68
TIME DEPOSIT ON ACCOUNT	635,069.47	.00	.00	635,069.47
MBIA MUNICIPAL INVESTORS SERV	245,309.20	.00	.00	245,309.20
FUND TOTALS	1,064,965.36	8,730.35	4,633.36-	1,069,062.35
2016 087 VZC INDIGENT HEALTH PROGRAM				
CASH	67,740.82	16,048.40	4,980.85-	78,808.37
TIME DEPOSIT ON ACCOUNT	.00	.00	.00	.00
MBIA MUNICIPAL INVESTORS SERV	.00	.00	.00	.00
FUND TOTALS	67,740.82	16,048.40	4,980.85-	78,808.37
2016 088 SOIL CONSERVATION DIST FUND				
CASH	2,757.99-	.00	.00	2,757.99-

ACCOUNT NAME	BEGINNING CASH BALANCE	CASH RECEIPTS	CASH DISBURSEMENTS	ENDING CASH BALANCE
TIME DEPOSIT ON ACCOUNT	20,092.63	.00	.00	20,092.63
MBIA MUNICIPAL INVESTORS SERV	.00	.00	.00	.00
FUND TOTALS	17,334.64	.00	.00	17,334.64
2016 090 APPELLATE JUSTICE SYSTEM FUND				
CASH	280.35	430.00	.00	710.35
TIME DEPOSIT ON ACCOUNT	.00	.00	.00	.00
MBIA MUNICIPAL INVESTORS SERV	.00	.00	.00	.00
FUND TOTALS	280.35	430.00	.00	710.35
2016 095 PAYROLL CLEARING ACCOUNT.				
CASH	200,000.20	.00	.00	200,000.20
MBIA MUNICIPAL INVESTORS SERV	.00	.00	.00	.00
FUND TOTALS	200,000.20	.00	.00	200,000.20
2016 096 GEN FIXED ASSETS ACCOUNT GRP				
MBIA MUNICIPAL INVESTORS SERV	.00	.00	.00	.00
FUND TOTALS	.00	.00	.00	.00
2016 097 LONG TERM DEBT GROUP				
MBIA MUNICIPAL INVESTORS SERV	.00	.00	.00	.00
FUND TOTALS	.00	.00	.00	.00
2016 130 911 RURAL ADDRESSING PROJECT				
CASH	.00	.00	.00	.00
TIME DEPOSIT ON ACCOUNT	.00	.00	.00	.00
MBIA MUNICIPAL INVESTORS SERV	.00	.00	.00	.00
OTHER CASH - 916055 B OF VZ	.00	.00	.00	.00
FUND TOTALS	.00	.00	.00	.00
2016 131 VAN ZANDT COUNTY JAIL				
CASH	3,554.84	183,609.66	182,701.80-	4,462.70
MEDICARE PAYABLE	.00	.00	.00	.00
VOUCHERS PAYABLE	.00	.00	.00	.00
TIME DEPOSIT ON ACCOUNT	.00	.00	.00	.00
MBIA MUNICIPAL INVESTORS SERV	.00	.00	.00	.00
FUND TOTALS	3,554.84	183,609.66	182,701.80-	4,462.70
2016 132 VAN ZANDT COUNTY SHERIFF DEPT				
CASH	244.00	190,464.37	221,595.83-	30,887.46-
TIME DEPOSIT ON ACCOUNT	.00	.00	.00	.00
MBIA MUNICIPAL INVESTORS SERV	.00	.00	.00	.00
FUND TOTALS	244.00	190,464.37	221,595.83-	30,887.46-
2016 135 CAPITAL MURDER				
CASH	.00	.00	.00	.00
TEXPOOL	184.07	.00	.00	184.07
FUND TOTALS	184.07	.00	.00	184.07
2016 136 HOMELAND SECURITY GRANT				
CASH	1,990.01	.00	.00	1,990.01
TIME DEPOSIT ON ACCOUNT	.00	.00	.00	.00
FUND TOTALS	1,990.01	.00	.00	1,990.01
2016 137 LAW ENFORCEMENT BLOCK 2001				
CASH	.00	.00	.00	.00
TIME DEPOSIT ON ACCOUNT	.00	.00	.00	.00

ACCOUNT NAME	BEGINNING CASH BALANCE	CASH RECEIPTS	CASH DISBURSEMENTS	ENDING CASH BALANCE
MBIA MUNICIPAL INVESTORS SERV	.00	.00	.00	.00
FUND TOTALS	.00	.00	.00	.00
2016 138 LAW ENFORCEMENT BLOCK 2003				
CASH	.00	.00	.00	.00
TIME DEPOSIT ON ACCOUNT	.00	.00	.00	.00
MBIA MUNICIPAL INVESTORS SERV	.00	.00	.00	.00
FUND TOTALS	.00	.00	.00	.00
2016 139 HOMELAND SECURITY GRANT P25 CO				
CASH	2,293.00-	.00	.00	2,293.00-
TIME DEPOSIT ON ACCOUNT	.00	.00	.00	.00
MBIA MUNICIPAL INVESTORS SERV	.00	.00	.00	.00
FUND TOTALS	2,293.00-	.00	.00	2,293.00-
2016 140 MOBILE VIDEO REPLACEMENT GRANT				
CASH	.00	.00	.00	.00
TDOA	.00	.00	.00	.00
FUND TOTALS	.00	.00	.00	.00
2016 141 BULLET PROOF VEST GRANT				
CASH	5,430.50-	.00	.00	5,430.50-
TIME DEPOSIT ON ACCOUNT	.00	.00	.00	.00
MBIA MUNICIPAL INVESTORS SERV	.00	.00	.00	.00
FUND TOTALS	5,430.50-	.00	.00	5,430.50-
2016 142 BURN JAG GRANT				
CASH	.00	.00	.00	.00
TIME DEPOSIT ON ACCOUNT	.00	.00	.00	.00
FUND TOTALS	.00	.00	.00	.00
2016 143 BYRNE JAG LOCAL GRANT				
CASH	.00	.00	.00	.00
TIME DEPOSIT ON ACCOUNT	.00	.00	.00	.00
FUND TOTALS	.00	.00	.00	.00
2016 145 SOLID WASTE GRANT				
CASH	203.03	.00	.00	203.03
TIME DEPOSIT ON ACCOUNT	.00	.00	.00	.00
FUND TOTALS	203.03	.00	.00	203.03
2016 147 MOBILE VIDEO REPLACEMENT GRANT				
CASH	.00	.00	.00	.00
TDOA	.00	.00	.00	.00
FUND TOTALS	.00	.00	.00	.00
2016 261 CAPITAL PROJECT ROADS PCT NO 1				
CASH	7.84	.00	.00	7.84
TIME DEPOSIT ON ACCOUNT	.00	.00	.00	.00
FUND TOTALS	7.84	.00	.00	7.84
2016 262 CAPITAL PROJECT ROADS PCT NO 2				
CASH	1.34	.00	.00	1.34
TIME DEPOSIT ON ACCOUNT	.00	.00	.00	.00
FUND TOTALS	1.34	.00	.00	1.34
2016 263 CAPITAL PROJECT PCT 3				
CASH	.00	.00	.00	.00

ACCOUNT NAME	BEGINNING CASH BALANCE	CASH RECEIPTS	CASH DISBURSEMENTS	ENDING CASH BALANCE
TIME DEPOSIT ON ACCOUNT	.00	.00	.00	.00
FUND TOTALS	.00	.00	.00	.00
2016 264 CAPITAL PROJECT PCT 4				
CASH	53,437.45	.00	53,437.45-	.00
TIME DEPOSIT ON ACCOUNT	.00	.00	.00	.00
FUND TOTALS	53,437.45	.00	53,437.45-	.00
2016 400 FRUITVALE 2011 TXCDBG 710056				
CASH	.00	.00	.00	.00
WATER GRANT CASH	.00	.00	.00	.00
FUND TOTALS	.00	.00	.00	.00
2016 401 BENWHEELERWSC 71348911131115				
BENWHEELER WSC 71348911131115	144,677.00	.00	.00	144,677.00
WATER GRANT CASH	.00	.00	.00	.00
FUND TOTALS	144,677.00	.00	.00	144,677.00
2016 402 LITTLEHOPEMOOREWSC713026081315				
CASH	15,344.00	.00	.00	15,344.00
WATER GRANT CASH	.00	.00	.00	.00
FUND TOTALS	15,344.00	.00	.00	15,344.00
2016 540 PRETRIAL SUPERVISION				
CASH	44,971.06	4,904.00	4,026.82-	45,848.24
TDOA	100,183.32	.00	.00	100,183.32
FUND TOTALS	145,154.38	4,904.00	4,026.82-	146,031.56
2016 541 COMMUNITY SUP & CORRECTIONS				
CASH	44,356.84	37,806.48	44,695.75-	37,467.57
PETTY CASH	100.00	.00	.00	100.00
TIME DEPOSIT ON ACCOUNT	259,017.49	.00	.00	259,017.49
MBIA MUNICIPAL INVESTORS SERV	.00	.00	.00	.00
FUND TOTALS	303,474.33	37,806.48	44,695.75-	296,585.06
2016 542 ADULT PROBATION CIVIL				
CASH	61,566.53	3,813.78	2,371.19-	63,009.12
TDOA	272,508.04	.00	.00	272,508.04
MBIA	.00	.00	.00	.00
FUND TOTALS	334,074.57	3,813.78	2,371.19-	335,517.16
2016 543 HIGH RISK SUBSTANCE ABUSE -CCP				
CASH	4,762.32	968.00	3,208.78-	2,521.54
TIME DEPOSIT ON ACCOUNT	.00	.00	.00	.00
MBIA MUNICIPAL INVESTORS SERV	.00	.00	.00	.00
FUND TOTALS	4,762.32	968.00	3,208.78-	2,521.54
2016 544 HIGH RISK SEX OFFENDER -CCP				
CASH	5,822.68	.00	4,138.64-	1,684.04
TIME DEPOSIT ON ACCOUNT	.00	.00	.00	.00
MBIA MUNICIPAL INVESTORS SERV	.00	.00	.00	.00
FUND TOTALS	5,822.68	.00	4,138.64-	1,684.04
2016 545 GRANT C COMMIT REDUCTION PROG				
CASH	16,437.21	.00	9,278.78-	7,158.43
FUND TOTALS	16,437.21	.00	9,278.78-	7,158.43
2016 546 JUVENILE PROBATION FUND				
CASH	89,834.23-	26,530.70	38,074.67-	101,378.20-

ACCOUNT NAME	BEGINNING CASH BALANCE	CASH RECEIPTS	CASH DISBURSEMENTS	ENDING CASH BALANCE
TIME DEPOSIT ON ACCOUNT	.00	.00	.00	.00
MBIA MUNICIPAL INVESTORS SERV	.00	.00	.00	.00
FUND TOTALS	89,834.23-	26,530.70	38,074.67-	101,378.20-
2016 547 VZCJPD STATE AID GRANT				
CASH	111,571.72-	12,354.00	24,810.42-	124,028.14-
TIME DEPOSIT ON ACCOUNT	.00	.00	.00	.00
MBIA MUNICIPAL INVESTORS SERV	.00	.00	.00	.00
FUND TOTALS	111,571.72-	12,354.00	24,810.42-	124,028.14-
2016 548 VZCJPD PROGRESSIVE SANCTIONS				
CASH	.00	.00	.00	.00
TIME DEPOSIT ON ACCOUNT	.00	.00	.00	.00
MBIA MUNICIPAL INVESTORS SERV	.00	.00	.00	.00
FUND TOTALS	.00	.00	.00	.00
2016 549 VZCJPD - GRANT N				
CASH	23,406.82	.00	15,554.36-	7,852.46
TIME DEPOSIT ON ACCOUNT	.00	.00	.00	.00
MBIA MUNICIPAL INVESTORS SERV	.00	.00	.00	.00
FUND TOTALS	23,406.82	.00	15,554.36-	7,852.46
2016 550 D A SUPPLEMENTAL FUND				
CASH	5,668.72	.00	2,799.68-	2,869.04
TIME DEPOSIT ON ACCOUNT	4,548.00	.00	.00	4,548.00
MBIA MUNICIPAL INVESTORS SERV	.00	.00	.00	.00
FUND TOTALS	10,216.72	.00	2,799.68-	7,417.04
2016 551 VOICES - JUV CJD GRANT				
VOICES - CJD JUV GRANT	5,871.51-	.00	3,834.75-	9,706.26-
TIME DEPOSIT ON ACCOUNT	.00	.00	.00	.00
FUND TOTALS	5,871.51-	.00	3,834.75-	9,706.26-
2016 552 ETCOG RESIDENTIAL				
CASH	3,200.00-	.00	.00	3,200.00-
FUND TOTALS	3,200.00-	.00	.00	3,200.00-
2016 553 V - JUV PROB POST FUND				
CASH	.00	.00	.00	.00
TIME DEPOSIT ON ACCOUNT	.00	.00	.00	.00
MBIA MUNICIPAL INVESTORS SERV	.00	.00	.00	.00
FUND TOTALS	.00	.00	.00	.00
2016 554 GRANT L SECURE FELONY REIMB				
GRANT L SECURE FELONY REIMB	665.00-	.00	.00	665.00-
TIME DEPOSIT ON ACCOUNT	.00	.00	.00	.00
FUND TOTALS	665.00-	.00	.00	665.00-
2016 555 JUVENILE PROBATION INTEREST				
CASH	16.08	.67	.00	16.75
TIME DEPOSIT ON ACCOUNT	23,200.94	.00	.00	23,200.94
MBIA MUNICIPAL INVESTORS SERV	.00	.00	.00	.00
FUND TOTALS	23,217.02	.67	.00	23,217.69
2016 556 GRANT H-DIVERSION RESIDENTIAL				
CASH	.00	.00	.00	.00
FUND TOTALS	.00	.00	.00	.00

ACCOUNT NAME	BEGINNING CASH BALANCE	CASH RECEIPTS	CASH DISBURSEMENTS	ENDING CASH BALANCE
2016 557 GRANT I				
CASH	.00	.00	.00	.00
FUND TOTALS	.00	.00	.00	.00
2016 558 GRANT S				
CASH	7,712.22	.00	947.74-	6,764.48
FUND TOTALS	7,712.22	.00	947.74-	6,764.48
2016 559 MENTAL IMPAIRMENT CASELOAD				
CASH	8,530.13	2,525.50	5,176.02-	5,879.61
TIME DEPOSIT ON ACCOUNT	.00	.00	.00	.00
MBIA MUNICIPAL INVESTORS SERV	.00	.00	.00	.00
FUND TOTALS	8,530.13	2,525.50	5,176.02-	5,879.61
2016 560 SALARY ADJUSTMENT FOR JUV PROB				
CASH	1.33-	.00	.00	1.33-
TIME DEPOSIT ON ACCOUNT	.00	.00	.00	.00
MBIA MUNICIPAL INVESTORS SERV	.00	.00	.00	.00
FUND TOTALS	1.33-	.00	.00	1.33-
2016 562 TITLE IV-E FEDERAL FOSTER CARE				
CASH	.00	.00	.00	.00
TIME DEPOSIT ON ACCOUNT	.00	.00	.00	.00
MBIA MUNICIPAL INVESTORS SERV	.00	.00	.00	.00
FUND TOTALS	.00	.00	.00	.00
2016 563 FRUITVALE WATER TDHCA 720076				
FRUITVALE WATER SUPPLY	.00	.00	.00	.00
MBIA MUNICIPAL INVESTORS SERV	.00	.00	.00	.00
FUND TOTALS	.00	.00	.00	.00
2016 564 ICB				
CASH	.00	.00	.00	.00
FUND TOTALS	.00	.00	.00	.00
2016 565 INDIGENT DEFENSE GRANT				
CASH	3,213.01	12,471.75	5,979.76-	9,705.00
TIME DEPOSIT ON ACCOUNT	304.08	.00	.00	304.08
FUND TOTALS	3,517.09	12,471.75	5,979.76-	10,009.08
2016 567 ABATEMENT OFFICER				
CASH	30,179.14	11,193.46	60,894.66-	19,522.06-
TDOA	.00	.00	.00	.00
FUND TOTALS	30,179.14	11,193.46	60,894.66-	19,522.06-
2016 568 TECHNOLOGY RESOURCES				
CASH	1.50	.00	.00	1.50
TIME DEPOSIT ON ACCOUNT	.00	.00	.00	.00
FUND TOTALS	1.50	.00	.00	1.50
2016 569 HAVA ELECTION GRANT				
CASH	11,100.00	.00	4,850.00-	6,250.00
FUND TOTALS	11,100.00	.00	4,850.00-	6,250.00
2016 570 GOLDEN WATER SUPPLY CORP				
GOLDEN WATER TDHCA 726216	.00	.00	.00	.00

ACCOUNT NAME	BEGINNING CASH BALANCE	CASH RECEIPTS	CASH DISBURSEMENTS	ENDING CASH BALANCE
MBIA MUNICIPAL INVESTORS SERVI	.00	.00	.00	.00
FUND TOTALS	.00	.00	.00	.00
2016 580 D.A. CHECK COLLECTION FUND				
CASH	23,163.26	223.25	4,126.89-	19,259.62
TIME DEPOSIT ON ACCOUNT	109.24	.00	.00	109.24
MBIA MUNICIPAL INVESTORS SERV	.00	.00	.00	.00
FUND TOTALS	23,272.50	223.25	4,126.89-	19,368.86
2016 591 CONSTABLE #1 TLEOSE FUND				
CASH	234.37	.00	.00	234.37
CASH - CITIZENS NATIONAL	.49-	.00	.00	.49-
TDOA	.00	.00	.00	.00
MBIA MUNICIPAL INVESTORS SERV	.00	.00	.00	.00
FUND TOTALS	233.88	.00	.00	233.88
2016 592 CONSTABLE #2 TLEOSE FUND				
CASH	664.68	.00	60.00-	604.68
CASH OTHER	.00	.00	.00	.00
MBIA MUNICIPAL INVESTORS SERV	.00	.00	.00	.00
FUND TOTALS	664.68	.00	60.00-	604.68
2016 593 CONSTABLE #3 TLEOSE FUND				
CASH	.00	.00	.00	.00
CASH OTHER - ANB/CANTON	1,790.75	.00	.00	1,790.75
MBIA MUNICIPAL INVESTORS SERV	.00	.00	.00	.00
FUND TOTALS	1,790.75	.00	.00	1,790.75
2016 594 CONSTABLE #4 TLEOSE FUND				
CASH	3,665.43	.00	.00	3,665.43
TIME DEPOSIT ON ACCOUNT	.00	.00	.00	.00
MBIA MUNICIPAL INVESTORS SERV	.00	.00	.00	.00
FUND TOTALS	3,665.43	.00	.00	3,665.43
2016 595 SHERIFF TLEOSE FUND				
CASH	8,561.83	.00	.00	8,561.83
MBIA MUNICIPAL INVESTORS SESRV	.00	.00	.00	.00
FUND TOTALS	8,561.83	.00	.00	8,561.83
2016 596 DA TLEOSE FUND				
CASH	1,436.88	.00	.00	1,436.88
MBIA MUNICIPAL INVESTORS SERV	.00	.00	.00	.00
FUND TOTALS	1,436.88	.00	.00	1,436.88
2016 597 VZC COMMISSARY PERSONNEL FUND				
CASH	.00	.00	.00	.00
MBIA MUNICIPAL INVESTORS SERV	.00	.00	.00	.00
FUND TOTALS	.00	.00	.00	.00
2016 598 SHERIFF - CANINE DRUG ACCOUNT				
CASH	.00	.00	.00	.00
CASH EW FNB 5058	.00	.00	.00	.00
MBIA MUNICIPAL INVESTORS SERV	.00	.00	.00	.00
FUND TOTALS	.00	.00	.00	.00
2016 600 JUSTICE COURT TECHNOLOGY FUND				
CASH	22,811.66	915.03	.00	23,726.69

ACCOUNT NAME	BEGINNING CASH BALANCE	CASH RECEIPTS	CASH DISBURSEMENTS	ENDING CASH BALANCE
TIME DEPOSIT ON ACCOUNT	.00	.00	.00	.00
MBIA MUNICIPAL INVESTORS SERV	.00	.00	.00	.00
FUND TOTALS	22,811.66	915.03	.00	23,726.69
2016 601 VZC COURTHOUSE BEAUTIFICATION				
CASH	.00	.00	.00	.00
FUND TOTALS	.00	.00	.00	.00
2016 602 CHILD ADVOCACY				
HISTORICAL COMMISSION CASH	9.08	.00	.00	9.08
MBIA MUNICIPAL INVESTORS SERV	.00	.00	.00	.00
FUND TOTALS	9.08	.00	.00	9.08
2016 800 CONTRIBUTION RELIEF FUND				
CASH	.00	.00	.00	.00
TIME DEPOSIT ON ACCOUNT	16,082.93	.00	.00	16,082.93
FUND TOTALS	16,082.93	.00	.00	16,082.93
2016 801 HURRICANE RITA - ASSISTANCE				
CASH	.00	.00	.00	.00
TIME DEPOSIT ON ACCOUNT	.00	.00	.00	.00
FUND TOTALS	.00	.00	.00	.00
2016 802 VETERAN'S MEMORIAL WALL FUND				
CASH	.55	.00	.00	.55
TIME DEPOSIT ON ACCOUNT	.00	.00	.00	.00
FUND TOTALS	.55	.00	.00	.55
2016 803 HISTORICAL COMMISSION				
HISTORICAL COMMISSION CASH	9,112.21	15.00	.00	9,127.21
TIME DEPOSIT ON ACCOUNT	.16	.00	.00	.16
FUND TOTALS	9,112.37	15.00	.00	9,127.37
2016 804 VAN TORNADO-ASSISTANCE				
VAN TORNADO-ASSISTANCE-CASH	43,988.47-	.00	.00	43,988.47-
VTASST-TIME DEPOSITON ACCOUNT	.00	.00	.00	.00
FUND TOTALS	43,988.47-	.00	.00	43,988.47-
2016 805 FEMA - DEC 2015 STORM				
CASH	669,804.46	.00	669,333.80-	470.66
TIME DEPOSIT ON ACCOUNT	.00	.00	.00	.00
FUND TOTALS	669,804.46	.00	669,333.80-	470.66
GRAND TOTALS	8,647,077.18	2,005,614.66	3,059,415.51-	7,593,276.33

ACCOUNT NUMBER	ACCOUNT NAME	DATE	AMDMT NUMBER	OLD BUDGET AMOUNT	AMENDED BUDGET AMOUNT	AMOUNT OF CHANGE	DESCRIPTION	CLK
2016 010-340-802	JUSTICE OF THE PEA	04/12/2016	160027	45,000.00-	41,625.00-	3,375.00	BUDGET ADJUSTMENT	CH
2016 010-340-803	JUSTICE OF THE PEA	04/12/2016	160027	37,000.00-	32,000.00-	5,000.00	BUDGET ADJUSTMENT	CH
2016 010-340-804	JUSTICE OF THE PEA	04/12/2016	160027	45,000.00-	41,200.00-	3,800.00	BUDGET ADJUSTMENT	CH
	TOTAL AMENDMENTS		3	TOTAL CHANGES		12,175.00		
2016 010-360-100	DEPOSITORY INTERES	04/12/2016	160025	2,800.00-	5,800.00-	3,000.00-	MENTIS TECHNOLOGY SOLUTIONS	CH
2016 010-360-100	DEPOSITORY INTERES	07/13/2016	160060	5,800.00-	6,800.00-	1,000.00-	INCREASE REV-EXP BUDGET	FT
	TOTAL AMENDMENTS		2	TOTAL CHANGES		4,000.00-		
2016 010-370-102	INSURANCE PROCEEDS	02/08/2016	160007	.00	4,775.00-	4,775.00-	TO CORRECT BA#10004	CH
2016 010-370-102	INSURANCE PROCEEDS	02/23/2016	160012	4,775.00-	55,986.64-	51,211.64-	INSURANCE PROCEEDS	CH
2016 010-370-102	INSURANCE PROCEEDS	06/14/2016	160052	55,986.64-	65,986.64-	10,000.00-	INC REV - EXP BUDGET	FT
2016 010-370-102	INSURANCE PROCEEDS	08/23/2016	160077	65,986.64-	114,280.68-	48,294.04-	BUDGET INC TO INC AND EXP	FT
2016 010-370-503	E-FILE COST RECOVER	04/12/2016	160025	.00	7,000.00-	7,000.00-	MENTIS TECHNOLOGY SOLUTIONS	CH
	TOTAL AMENDMENTS		5	TOTAL CHANGES		121,280.68-		
2016 010-371-301	TAX SALE EXCESS PR	04/12/2016	160025	.00	5,114.00-	5,114.00-	MENTIS TECHNOLOGY SOLUTIONS	CH
	TOTAL AMENDMENTS		1	TOTAL CHANGES		5,114.00-		
2016 010-404-107	SALARIES-EXTRA HEL	04/12/2016	160024	18,900.00	20,900.00	2,000.00	EXTRA HELP FOR VOTER REGIST	CH
2016 010-404-107	SALARIES-EXTRA HEL	08/12/2016	160071	20,900.00	24,050.00	3,150.00	LINE ITEM TRANSFER	FT
2016 010-404-311	POSTAGE	05/26/2016	160045	13,000.00	12,000.00	1,000.00-	2 PEOPLE EXP FOR ELECTION C	CH
2016 010-404-427	TRAINING	05/26/2016	160045	1,000.00	2,000.00	1,000.00	2 PEOPLE EXP FOR ELECTION C	CH
2016 010-404-484	OTHER ELECTION EXP	04/12/2016	160024	25,000.00	23,000.00	2,000.00-	EXTRA HELP FOR VOTER REGIST	CH
2016 010-404-484	OTHER ELECTION EXP	08/12/2016	160071	23,000.00	19,850.00	3,150.00-	LINE ITEM TRANSFER	FT
EXPENDITURES - ELECTIONS	TOTAL AMENDMENTS		6	TOTAL CHANGES		.00		
2016 010-409-400	LEGAL	05/13/2016	160038	70,000.00	67,854.00	2,146.00-	FOR INSURANCE	CH
2016 010-409-416	AUTOPSIES & FORENS	06/14/2016	160050	100,000.00	94,774.22	5,225.78-	LINE ITEM TRANSFERS	FT
2016 010-409-457	MAINT. & SERVICE C	06/14/2016	160052	10,800.00	20,800.00	10,000.00	INC REV - EXP BUDGET	FT
2016 010-409-482	INSURANCE - ALL	05/13/2016	160038	150,000.00	152,146.00	2,146.00	FOR INSURANCE	CH
EXPENDITURES - NON DEPARTMENT	TOTAL AMENDMENTS		4	TOTAL CHANGES		4,774.22		
2016 010-410-473	TAC ANNUAL DUES	02/10/2016	160008	1,400.00	1,560.00	160.00	TO PAY TAC ANNUAL DUES	CH
2016 010-410-474	ETCOG DUES	06/14/2016	160050	7,887.00	13,112.78	5,225.78	LINE ITEM TRANSFERS	FT
EXPENDITURES - CONTRACTS	TOTAL AMENDMENTS		2	TOTAL CHANGES		5,385.78		
2016 010-426-415	INDIGENT LEGAL AID	02/10/2016	160008	2,681.00	2,521.00	160.00-	TO PAY TAC ANNUAL DUES	CH
2016 010-426-415	INDIGENT LEGAL AID	03/09/2016	160013	2,521.00	2,321.00	200.00-	TRANSFER FUNDS	CH
EXPENDITURES-COUNTY COURT	TOTAL AMENDMENTS		2	TOTAL CHANGES		360.00-		
2016 010-428-413	COURT TRANSLATORS	03/09/2016	160013	.00	200.00	200.00	TRANSFER FUNDS	CH
EXPENDITURES - JUV CTY COURT	TOTAL AMENDMENTS		1	TOTAL CHANGES		200.00		
2016 010-435-310	OFFICE SUPPLIES	07/18/2016	160064	2,500.00	1,970.00	530.00-	LINE ITEM TRANSFERS	FT
2016 010-435-415	INDIGENT LEGAL AID	07/18/2016	160063	175,000.00	250,000.00	75,000.00	LINE ITEM TRANSFER	FT
2016 010-435-495	MISCELLANEOUS	07/18/2016	160064	100.00	630.00	530.00	LINE ITEM TRANSFERS	FT
EXPENDITURES - DISTRICT COURT	TOTAL AMENDMENTS		3	TOTAL CHANGES		75,000.00		
2016 010-445-406	TRANSCRIPTS AND DE	01/13/2016	160005	5,000.00	4,590.27	409.73-	LINE ITEM TRANSFER	CH
2016 010-445-406	TRANSCRIPTS AND DE	08/12/2016	160071	4,590.27	2,653.91	1,936.36-	LINE ITEM TRANSFER	FT
2016 010-445-417	SP LEGAL SERV & VI	01/13/2016	160005	600.00	1,009.73	409.73	LINE ITEM TRANSFER	CH
2016 010-445-417	SP LEGAL SERV & VI	08/12/2016	160071	1,009.73	2,946.09	1,936.36	LINE ITEM TRANSFER	FT
EXPENDITURES - COUNTY COURT AT	TOTAL AMENDMENTS		4	TOTAL CHANGES		.00		

ACCOUNT NUMBER	ACCOUNT NAME	DATE	AMDMT NUMBER	OLD BUDGET AMOUNT	AMENDED BUDGET AMOUNT	AMOUNT OF CHANGE	DESCRIPTION	CLK
2016 010-455-310	OFFICE SUPPLIES	08/23/2016	160075	500.00	550.00	50.00	LINE ITEM TRANSFERS	FT
2016 010-455-495	MISCELLANEOUS	08/23/2016	160075	75.00	25.00	50.00-	LINE ITEM TRANSFERS	FT
EXPENDITURES COLLECTION DEPART		TOTAL AMENDMENTS		2	TOTAL CHANGES	.00		
2016 010-461-311	POSTAGE	04/26/2016	160033	1,000.00	600.00	400.00-	COVER COST TO OMNIBASE	CH
2016 010-461-402	CONTRACT SERVICE	04/26/2016	160033	25,000.00	25,828.00	828.00	COVER COST TO OMNIBASE	CH
2016 010-461-427	TRAINING	04/26/2016	160033	1,500.00	1,400.00	100.00-	COVER COST TO OMNIBASE	CH
2016 010-461-428	TRAVEL	04/26/2016	160033	1,500.00	1,400.00	100.00-	COVER COST TO OMNIBASE	CH
2016 010-461-485	JURORS EXPENSE	04/26/2016	160033	500.00	272.00	228.00-	COVER COST TO OMNIBASE	CH
EXPENDITURES - JP #1		TOTAL AMENDMENTS		5	TOTAL CHANGES	.00		
2016 010-462-402	CONTRACT SERVICES	04/12/2016	160027	20,000.00	16,625.00	3,375.00-	BUDGET ADJUSTMENT	CH
EXPENDITURES - JP #2		TOTAL AMENDMENTS		1	TOTAL CHANGES	3,375.00-		
2016 010-463-310	OFFICE SUPPLIES	04/26/2016	160030	1,200.00	1,250.00	50.00	LINE ITEM TRANSFER	CH
2016 010-463-402	CONTRACT SERVICES	04/12/2016	160027	25,000.00	20,000.00	5,000.00-	BUDGET ADJUSTMENT	CH
EXPENDITURES - JP 3		TOTAL AMENDMENTS		2	TOTAL CHANGES	4,950.00-		
2016 010-464-402	CONTRACT SERVICES	04/12/2016	160027	15,000.00	11,200.00	3,800.00-	BUDGET ADJUSTMENT	CH
EXPENDITURES - JP #4		TOTAL AMENDMENTS		1	TOTAL CHANGES	3,800.00-		
2016 010-497-310	OFFICE SUPPLIES	08/12/2016	160071	2,000.00	1,900.00	100.00-	LINE ITEM TRANSFER	FT
2016 010-497-311	POSTAGE	02/23/2016	160010	3,200.00	3,150.00	50.00-	TO COVER CTAT DUESFOR ADDIT	CH
2016 010-497-311	POSTAGE	08/12/2016	160071	3,150.00	2,950.00	200.00-	LINE ITEM TRANSFER	FT
2016 010-497-427	TRAINING	06/14/2016	160051	2,500.00	2,525.00	25.00	LINE ITEM TRANSFERS	FT
2016 010-497-427	TRAINING	08/12/2016	160071	2,525.00	2,825.00	300.00	LINE ITEM TRANSFER	FT
2016 010-497-481	SUBSCRIPTIONS/DUES	02/23/2016	160010	175.00	225.00	50.00	TO COVER CTAT DUESFOR ADDIT	CH
2016 010-497-481	SUBSCRIPTIONS/DUES	06/14/2016	160051	225.00	200.00	25.00-	LINE ITEM TRANSFERS	FT
EXPENDITURES - CO.TREASURER		TOTAL AMENDMENTS		7	TOTAL CHANGES	.00		
2016 010-499-310	OFFICE SUPPLIES	08/23/2016	160075	2,700.00	3,300.00	600.00	LINE ITEM TRANSFERS	FT
2016 010-499-427	TRAINING	08/23/2016	160075	2,000.00	1,550.00	450.00-	LINE ITEM TRANSFERS	FT
2016 010-499-428	TRAVEL	08/23/2016	160075	500.00	350.00	150.00-	LINE ITEM TRANSFERS	FT
EXPENDITURES - TAX COLLECTOR		TOTAL AMENDMENTS		3	TOTAL CHANGES	.00		
2016 010-503-402	CONTRACT SERVICES	08/23/2016	160075	1,086.00	1,229.00	143.00	LINE ITEM TRANSFERS	FT
2016 010-503-452	OFF EQUIP REP & MA	08/12/2016	160071	6,000.00	1,000.00	5,000.00-	LINE ITEM TRANSFER	FT
2016 010-503-452	OFF EQUIP REP & MA	08/23/2016	160075	1,000.00	857.00	143.00-	LINE ITEM TRANSFERS	FT
2016 010-503-457	MAINT. & SERVICE C	04/12/2016	160025	160,000.00	175,114.00	15,114.00	MENTIS TECHNOLOGY SOLUTIONS	CH
2016 010-503-462	OFFICE EQUIPMENT R	08/12/2016	160071	41,500.00	46,500.00	5,000.00	LINE ITEM TRANSFER	FT
2016 010-503-462	OFFICE EQUIPMENT R	08/23/2016	160075	46,500.00	56,500.00	10,000.00	LINE ITEM TRANSFERS	FT
2016 010-503-572	OFFICE EQUIPMENT	08/23/2016	160075	84,000.00	74,000.00	10,000.00-	LINE ITEM TRANSFERS	FT
EXPENDITURES-DATA PROCESSING		TOTAL AMENDMENTS		7	TOTAL CHANGES	15,114.00		
2016 010-510-332	CUSTODIAL SUPPLIES	08/23/2016	160075	5,000.00	5,500.00	500.00	LINE ITEM TRANSFERS	FT
2016 010-510-428	TRAVEL	08/23/2016	160075	125.00	.00	125.00-	LINE ITEM TRANSFERS	FT
2016 010-510-441	GAS	08/23/2016	160075	8,000.00	7,000.00	1,000.00-	LINE ITEM TRANSFERS	FT
2016 010-510-450	REP & MAINT. BLDGS	03/24/2016	160021	10,000.00	15,000.00	5,000.00	LINE ITEM TRANSFER	CH
2016 010-510-450	REP & MAINT. BLDGS	05/13/2016	160036	15,000.00	20,000.00	5,000.00	LINE ITEM TRANSFER	CH
2016 010-510-450	REP & MAINT. BLDGS	08/23/2016	160075	20,000.00	23,125.00	3,125.00	LINE ITEM TRANSFERS	FT
2016 010-510-457	MAINT. & SERVICE C	08/23/2016	160075	12,000.00	11,000.00	1,000.00-	LINE ITEM TRANSFERS	FT
2016 010-510-550	IMPROVEMENT TO BLD	02/23/2016	160012	.00	51,211.64	51,211.64	INSURANCE PROCEEDS	CH
2016 010-510-550	IMPROVEMENT TO BLD	08/23/2016	160077	51,211.64	99,505.68	48,294.04	BUDGET INC TO INC AND EXP	FT
2016 010-510-571	MACHINERY & EQUIPM	03/24/2016	160021	13,250.00	8,250.00	5,000.00-	LINE ITEM TRANSFER	CH
2016 010-510-571	MACHINERY & EQUIPM	05/13/2016	160036	8,250.00	3,250.00	5,000.00-	LINE ITEM TRANSFER	CH

ACCOUNT NUMBER	ACCOUNT NAME	DATE	AMDMT NUMBER	OLD BUDGET AMOUNT	AMENDED BUDGET AMOUNT	AMOUNT OF CHANGE	DESCRIPTION	CLK
2016 010-510-571	MACHINERY & EQUIPM	08/23/2016	160075	3,250.00	1,750.00	1,500.00-	LINE ITEM TRANSFERS	FT
EXPENDITURES - PUBLIC BLDGS			TOTAL AMENDMENTS	12	TOTAL CHANGES	99,505.68		
2016 010-551-310	OFFICE SUPPLIES	04/26/2016	160031	200.00	300.00	100.00	LINE ITEM FOR OFFICE PLIES	CH
2016 010-551-330	FUEL AND LUBRICANT	04/26/2016	160031	5,000.00	4,900.00	100.00-	LINE ITEM FOR OFFICE PLIES	CH
2016 010-551-330	FUEL AND LUBRICANT	07/18/2016	160064	4,900.00	4,700.00	200.00-	LINE ITEM TRANSFERS	FT
2016 010-551-339	UNIFORMS	07/18/2016	160064	300.00	500.00	200.00	LINE ITEM TRANSFERS	FT
2016 010-551-451	AUTO MAINTENANCE	02/08/2016	160007	1,500.00	6,275.00	4,775.00	TO CORRECT BA#10004	CH
EXPENDITURES - CONSTABLE PCT.1			TOTAL AMENDMENTS	5	TOTAL CHANGES	4,775.00		
2016 010-552-483	BONDING	06/14/2016	160051	.00	50.00	50.00	LINE ITEM TRANSFERS	FT
2016 010-552-495	MISCELLANEOUS	06/14/2016	160051	100.00	50.00	50.00-	LINE ITEM TRANSFERS	FT
2016 010-552-495	MISCELLANEOUS	07/13/2016	160060	50.00	1,050.00	1,000.00	INCREASE REV-EXP BUDGET	FT
EXPENDITURES - CONSTABLE PCT.2			TOTAL AMENDMENTS	3	TOTAL CHANGES	1,000.00		
2016 010-553-310	OFFICE SUPPLIES	04/26/2016	160030	50.00	.00	50.00-	LINE ITEM TRANSFER	CH
EXPENDITURES - CONSTABLE PCT.3			TOTAL AMENDMENTS	1	TOTAL CHANGES	50.00-		
2016 017-510-339	UNIFORMS	01/27/2016	160006	200.00	377.00	177.00	UNIFORM EXPENSE	CH
EXPENDITURES - BLDG SECURITY			TOTAL AMENDMENTS	1	TOTAL CHANGES	177.00		
2016 021-370-102	INSURANCE PROCEEDS	07/13/2016	160060	.00	1,260.00-	1,260.00-	INCREASE REV-EXP BUDGET	FT
			TOTAL AMENDMENTS	1	TOTAL CHANGES	1,260.00-		
2016 021-390-804	TRN FROM VAN TORNA	03/24/2016	160017	.00	7,666.88-	7,666.88-	BUDGET ADJUSTMENTS	CH
2016 021-390-805	TRNSF FROM DEC 201	08/12/2016	160072	.00	53,742.75-	53,742.75-	INC REV-EXP BUDGET	FT
2016 021-390-805	TRNSF FROM DEC 201	08/12/2016	160072	53,742.75-	91,590.46-	37,847.71-	INC REV-EXP BUDGET	FT
			TOTAL AMENDMENTS	3	TOTAL CHANGES	99,257.34-		
2016 021-621-330	FUEL & LUBRICANTS	04/12/2016	160029	51,750.00	49,750.00	2,000.00-	LINE ITEM TRANSFER	CH
2016 021-621-330	FUEL & LUBRICANTS	08/12/2016	160071	49,750.00	48,750.00	1,000.00-	LINE ITEM TRANSFER	FT
2016 021-621-335	ROAD & BRIDGE MATE	06/14/2016	160056	410,000.00	510,000.00	100,000.00	INCREASE EXPENSE BUDGET	FT
2016 021-621-335	ROAD & BRIDGE MATE	07/13/2016	160060	510,000.00	511,260.00	1,260.00	INCREASE REV-EXP BUDGET	FT
2016 021-621-335	ROAD & BRIDGE MATE	07/27/2016	160068	511,260.00	507,760.00	3,500.00-	LINE ITEM TRANSFERS	FT
2016 021-621-335	ROAD & BRIDGE MATE	08/23/2016	160076	507,760.00	504,760.00	3,000.00-	LINE ITEM TRANSFERS	FT
2016 021-621-336	FEMA VAN TORNADO -	03/24/2016	160017	.00	7,666.88	7,666.88	BUDGET ADJUSTMENTS	CH
2016 021-621-337	FEMA DEC 2015 STOR	08/12/2016	160072	.00	53,742.75	53,742.75	INC REV-EXP BUDGET	FT
2016 021-621-337	FEMA DEC 2015 STOR	08/12/2016	160072	53,742.75	91,590.46	37,847.71	INC REV-EXP BUDGET	FT
2016 021-621-339	UNIFORMS	01/27/2016	160006	5,900.00	5,723.00	177.00-	UNIFORM EXPENSE	CH
2016 021-621-451	REPAIR & MAINT.-MA	07/27/2016	160068	21,400.00	23,400.00	2,000.00	LINE ITEM TRANSFERS	FT
2016 021-621-451	REPAIR & MAINT.-MA	08/23/2016	160076	23,400.00	26,400.00	3,000.00	LINE ITEM TRANSFERS	FT
2016 021-621-456	TIRES & TUBES	04/12/2016	160029	5,000.00	7,000.00	2,000.00	LINE ITEM TRANSFER	CH
2016 021-621-456	TIRES & TUBES	07/27/2016	160068	7,000.00	8,000.00	1,000.00	LINE ITEM TRANSFERS	FT
2016 021-621-456	TIRES & TUBES	08/12/2016	160071	8,000.00	9,000.00	1,000.00	LINE ITEM TRANSFER	FT
2016 021-621-495	MISCELLANEOUS EXPE	07/27/2016	160068	750.00	1,250.00	500.00	LINE ITEM TRANSFERS	FT
EXPENDITURES - R & B PCT.1			TOTAL AMENDMENTS	16	TOTAL CHANGES	200,340.34		
2016 022-367-000	DONATIONS - GENERA	10/16/2015	160002	.00	3,150.00-	3,150.00-	ACCEPT DONATION FROM JONATH	CH
2016 022-367-000	DONATIONS - GENERA	03/24/2016	160020	3,150.00-	10,400.00-	7,250.00-	DONATIONS	CH
2016 022-367-000	DONATIONS - GENERA	04/12/2016	160026	10,400.00-	17,920.00-	7,520.00-	DONATION RECIEVED FROM JOSE	CH
2016 022-367-000	DONATIONS - GENERA	05/26/2016	160044	17,920.00-	17,532.00-	388.00	DONATION FROM MACKENZIE LLC	CH
2016 022-367-000	DONATIONS - GENERA	05/26/2016	160049	17,532.00-	18,308.00-	776.00-	TO CORRECT #160044	CH
			TOTAL AMENDMENTS	5	TOTAL CHANGES	18,308.00-		
2016 022-370-100	ROAD DAMAGE PAYMEN	10/16/2015	160003	114,000.00-	116,999.80-	2,999.80-	ACCEPT DONATION FROM THE LA	CH

ACCOUNT NUMBER	ACCOUNT NAME	DATE	AMDMT NUMBER	OLD BUDGET AMOUNT	AMENDED BUDGET AMOUNT	AMOUNT OF CHANGE	DESCRIPTION	CLK
TOTAL AMENDMENTS				1	TOTAL CHANGES		2,999.80-	
2016 022-390-804	TRN FROM VAN TORNA	03/24/2016	160017	.00	329,877.05-	329,877.05-	BUDGET ADJUSTMENTS	CH
2016 022-390-804	TRN FROM VAN TORNA	03/24/2016	160018	329,877.05-	532,455.33-	202,578.28-	INC REV & EXP FOR TRANSFERF	CH
2016 022-390-804	TRN FROM VAN TORNA	04/12/2016	160028	532,455.33-	545,762.87-	13,307.54-	TRANSFER FROM FEMA VTA#804	CH
2016 022-390-804	TRN FROM VAN TORNA	05/26/2016	160047	545,762.87-	629,697.86-	83,934.99-	INCREASE REV/EXP FOR FEMA P	FT
2016 022-390-804	TRN FROM VAN TORNA	05/26/2016	160046	629,697.86-	789,817.58-	160,119.72-	INCREASE REV/EXP FOR FEMA P	FT
2016 022-390-804	TRN FROM VAN TORNA	05/26/2016	160048	789,817.58-	803,075.82-	13,258.24-	INCREASE REV/EXP FOR FEMA P	FT
2016 022-390-804	TRN FROM VAN TORNA	07/13/2016	160060	803,075.82-	864,939.97-	61,864.15-	INCREASE REV-EXP BUDGET	FT
2016 022-390-804	TRN FROM VAN TORNA	07/18/2016	160064	864,939.97-	1,005,668.70-	140,728.73-	LINE ITEM TRANSFERS	FT
2016 022-390-805	TRNSF FROM DEC 201	06/14/2016	160055	.00	615,435.28-	615,435.28-	INCREASE REV - EXP BUDGET	FT
2016 022-390-805	TRNSF FROM DEC 201	06/14/2016	160055	615,435.28-	1,143,063.91-	527,628.63-	INCREASE REV - EXP BUDGET	FT
2016 022-390-805	TRNSF FROM DEC 201	06/14/2016	160055	1,143,063.91-	1,231,015.47-	87,951.56-	INCREASE REV - EXP BUDGET	FT
2016 022-390-805	TRNSF FROM DEC 201	08/12/2016	160072	1,231,015.47-	1,404,364.61-	173,349.14-	INC REV-EXP BUDGET	FT
2016 022-390-805	TRNSF FROM DEC 201	08/12/2016	160072	1,404,364.61-	1,493,110.27-	88,745.66-	INC REV-EXP BUDGET	FT
2016 022-390-805	TRNSF FROM DEC 201	08/12/2016	160072	1,493,110.27-	1,571,161.06-	78,050.79-	INC REV-EXP BUDGET	FT
2016 022-390-805	TRNSF FROM DEC 201	08/12/2016	160072	1,571,161.06-	1,635,408.12-	64,247.06-	INC REV-EXP BUDGET	FT
2016 022-390-805	TRNSF FROM DEC 201	08/12/2016	160072	1,635,408.12-	1,721,846.13-	86,438.01-	INC REV-EXP BUDGET	FT
TOTAL AMENDMENTS				16	TOTAL CHANGES		2,727,514.83-	
2016 022-622-107	SALARIES-EXTRA HEL	07/17/2016	160061	25,000.00	29,000.00	4,000.00	VARIOUS LINE ITEM TRANSFERS	FT
2016 022-622-335	ROAD & BRIDGE MATE	10/16/2015	160002	500,000.00	503,150.00	3,150.00	ACCEPT DONATION FROM JONATH	CH
2016 022-622-335	ROAD & BRIDGE MATE	10/16/2015	160003	503,150.00	506,149.80	2,999.80	ACCEPT DONATION FROM THE LA	CH
2016 022-622-335	ROAD & BRIDGE MATE	03/24/2016	160020	506,149.80	513,399.80	7,250.00	DONATIONS	CH
2016 022-622-335	ROAD & BRIDGE MATE	04/12/2016	160026	513,399.80	520,919.80	7,520.00	DONATION RECIEVED FROM JOSE	CH
2016 022-622-335	ROAD & BRIDGE MATE	04/12/2016	160023	520,919.80	610,919.80	90,000.00	PURCHASE OF ONE TON TRUCK F	FT
2016 022-622-335	ROAD & BRIDGE MATE	05/26/2016	160044	610,919.80	610,531.80	388.00-	DONATION FROM MACKENZIE LLC	CH
2016 022-622-335	ROAD & BRIDGE MATE	05/26/2016	160049	610,531.80	611,307.80	776.00	TO CORRECT #160044	CH
2016 022-622-335	ROAD & BRIDGE MATE	07/17/2016	160061	611,307.80	606,307.80	5,000.00-	VARIOUS LINE ITEM TRANSFERS	FT
2016 022-622-335	ROAD & BRIDGE MATE	08/12/2016	160071	606,307.80	605,907.80	400.00-	LINE ITEM TRANSFER	FT
2016 022-622-336	FEMA VAN TORNADO -	03/24/2016	160017	.00	329,877.05	329,877.05	BUDGET ADJUSTMENTS	CH
2016 022-622-336	FEMA VAN TORNADO -	03/24/2016	160018	329,877.05	532,455.33	202,578.28	INC REV & EXP FOR TRANSFERF	CH
2016 022-622-336	FEMA VAN TORNADO -	04/12/2016	160028	532,455.33	545,762.87	13,307.54	TRANSFER FROM FEMA VTA#804	CH
2016 022-622-336	FEMA VAN TORNADO -	05/26/2016	160047	545,762.87	629,697.86	83,934.99	INCREASE REV/EXP FOR FEMA P	FT
2016 022-622-336	FEMA VAN TORNADO -	05/26/2016	160046	629,697.86	789,817.58	160,119.72	INCREASE REV/EXP FOR FEMA P	FT
2016 022-622-336	FEMA VAN TORNADO -	05/26/2016	160048	789,817.58	803,075.82	13,258.24	INCREASE REV/EXP FOR FEMA P	FT
2016 022-622-336	FEMA VAN TORNADO -	07/13/2016	160060	803,075.82	864,939.97	61,864.15	INCREASE REV-EXP BUDGET	FT
2016 022-622-336	FEMA VAN TORNADO -	07/18/2016	160064	864,939.97	1,005,668.70	140,728.73	LINE ITEM TRANSFERS	FT
2016 022-622-337	FEMA DEC 2015 STOR	06/14/2016	160055	.00	615,435.28	615,435.28	INCREASE REV - EXP BUDGET	FT
2016 022-622-337	FEMA DEC 2015 STOR	06/14/2016	160055	615,435.28	1,143,063.91	527,628.63	INCREASE REV - EXP BUDGET	FT
2016 022-622-337	FEMA DEC 2015 STOR	06/14/2016	160055	1,143,063.91	1,231,015.47	87,951.56	INCREASE REV - EXP BUDGET	FT
2016 022-622-337	FEMA DEC 2015 STOR	07/17/2016	160061	1,231,015.47	1,222,515.47	8,500.00-	VARIOUS LINE ITEM TRANSFERS	FT
2016 022-622-337	FEMA DEC 2015 STOR	07/17/2016	160061	1,222,515.47	1,218,515.47	4,000.00-	VARIOUS LINE ITEM TRANSFERS	FT
2016 022-622-337	FEMA DEC 2015 STOR	07/18/2016	160064	1,218,515.47	1,208,515.47	10,000.00-	LINE ITEM TRANSFERS	FT
2016 022-622-337	FEMA DEC 2015 STOR	08/12/2016	160072	1,208,515.47	1,381,864.61	173,349.14	INC REV-EXP BUDGET	FT
2016 022-622-337	FEMA DEC 2015 STOR	08/12/2016	160072	1,381,864.61	1,470,610.27	88,745.66	INC REV-EXP BUDGET	FT
2016 022-622-337	FEMA DEC 2015 STOR	08/12/2016	160072	1,470,610.27	1,548,661.06	78,050.79	INC REV-EXP BUDGET	FT
2016 022-622-337	FEMA DEC 2015 STOR	08/12/2016	160072	1,548,661.06	1,612,908.12	64,247.06	INC REV-EXP BUDGET	FT
2016 022-622-337	FEMA DEC 2015 STOR	08/12/2016	160072	1,612,908.12	1,699,346.13	86,438.01	INC REV-EXP BUDGET	FT
2016 022-622-427	TRAINING	08/12/2016	160071	1,750.00	2,150.00	400.00	LINE ITEM TRANSFER	FT
2016 022-622-451	REPAIR & MAINT. -	07/17/2016	160061	20,000.00	25,000.00	5,000.00	VARIOUS LINE ITEM TRANSFERS	FT
2016 022-622-451	REPAIR & MAINT. -	07/18/2016	160064	25,000.00	35,000.00	10,000.00	LINE ITEM TRANSFERS	FT
2016 022-622-461	MACHINERY RENTAL	07/17/2016	160061	.00	8,500.00	8,500.00	VARIOUS LINE ITEM TRANSFERS	FT
2016 022-622-571	EQUIPMENT PURCHASE	04/12/2016	160023	20,000.00	30,000.00	10,000.00	PURCHASE OF ONE TON TRUCK F	FT
EXPENDITURES - R & B PCT.2				TOTAL AMENDMENTS	34	TOTAL CHANGES		2,848,822.63

ACCOUNT NUMBER	ACCOUNT NAME	DATE	AMDMT NUMBER	OLD BUDGET AMOUNT	AMENDED BUDGET AMOUNT	AMOUNT OF CHANGE	DESCRIPTION	CLK
2016 023-367-000	DONATIONS - GENERA	02/23/2016	160011	.00	4,000.00-	4,000.00-	DONATIONS FROM MR MITCHELL	CH
2016 023-367-000	DONATIONS - GENERA	04/28/2016	160035	4,000.00-	7,000.00-	3,000.00-	RECVD DONATION FROM HOME OW	CH
TOTAL AMENDMENTS				2	TOTAL CHANGES	7,000.00-		
2016 023-390-804	TRN FROM VAN TORNA	03/24/2016	160017	.00	102,977.05-	102,977.05-	BUDGET ADJUSTMENTS	CH
2016 023-390-804	TRN FROM VAN TORNA	03/24/2016	160018	102,977.05-	228,741.12-	125,764.07-	INC REV & EXP FOR TRANSFERF	CH
2016 023-390-804	TRN FROM VAN TORNA	04/12/2016	160028	228,741.12-	261,818.16-	33,077.04-	TRANSFER FROM FEMA VTA#804	CH
2016 023-390-804	TRN FROM VAN TORNA	05/26/2016	160047	261,818.16-	423,543.54-	161,725.38-	INCREASE REV/EXP FOR FEMA P	FT
2016 023-390-804	TRN FROM VAN TORNA	07/18/2016	160064	423,543.54-	282,814.81-	140,728.73	LINE ITEM TRANSFERS	FT
2016 023-390-805	TRNSF FROM DEC 201	06/14/2016	160055	.00	69,559.30-	69,559.30-	INCREASE REV - EXP BUDGET	FT
2016 023-390-805	TRNSF FROM DEC 201	08/12/2016	160072	69,559.30-	121,131.69-	51,572.39-	INC REV-EXP BUDGET	FT
2016 023-390-805	TRNSF FROM DEC 201	08/12/2016	160072	121,131.69-	156,471.98-	35,340.29-	INC REV-EXP BUDGET	FT
TOTAL AMENDMENTS				8	TOTAL CHANGES	439,286.79-		
2016 023-623-330	FUEL & LUBRICANTS	02/23/2016	16009	50,000.00	44,000.00	6,000.00-	TRANSFER FUNDS FOR MAINT &	CH
2016 023-623-330	FUEL & LUBRICANTS	03/09/2016	160016	44,000.00	39,000.00	5,000.00-	FOR REPAIR & MAINTENANCE	CH
2016 023-623-330	FUEL & LUBRICANTS	04/26/2016	160032	39,000.00	34,500.00	4,500.00-	LINE ITEM TRANSFER	CH
2016 023-623-330	FUEL & LUBRICANTS	07/17/2016	160061	34,500.00	40,500.00	6,000.00	VARIOUS LINE ITEM TRANSFERS	FT
2016 023-623-330	FUEL & LUBRICANTS	07/27/2016	160068	40,500.00	42,500.00	2,000.00	LINE ITEM TRANSFERS	FT
2016 023-623-335	ROAD & BRIDGE MATE	02/23/2016	160011	349,160.00	353,160.00	4,000.00	DONATIONS FROM MR MITCHELL	CH
2016 023-623-335	ROAD & BRIDGE MATE	03/09/2016	160016	353,160.00	348,160.00	5,000.00-	FOR REPAIR & MAINTENANCE	CH
2016 023-623-335	ROAD & BRIDGE MATE	04/28/2016	160035	348,160.00	351,160.00	3,000.00	RECVD DONATION FROM HOME OW	CH
2016 023-623-335	ROAD & BRIDGE MATE	05/13/2016	160039	351,160.00	347,160.00	4,000.00-	LINE ITEM TRANSFER	CH
2016 023-623-335	ROAD & BRIDGE MATE	07/17/2016	160061	347,160.00	346,160.00	1,000.00-	VARIOUS LINE ITEM TRANSFERS	FT
2016 023-623-335	ROAD & BRIDGE MATE	07/27/2016	160068	346,160.00	340,160.00	6,000.00-	LINE ITEM TRANSFERS	FT
2016 023-623-335	ROAD & BRIDGE MATE	08/23/2016	160075	340,160.00	339,785.00	375.00-	LINE ITEM TRANSFERS	FT
2016 023-623-336	FEMA VAN TORNADO -	03/24/2016	160017	.00	102,977.05	102,977.05	BUDGET ADJUSTMENTS	CH
2016 023-623-336	FEMA VAN TORNADO -	03/24/2016	160018	102,977.05	228,741.12	125,764.07	INC REV & EXP FOR TRANSFERF	CH
2016 023-623-336	FEMA VAN TORNADO -	04/12/2016	160028	228,741.12	261,818.16	33,077.04	TRANSFER FROM FEMA VTA#804	CH
2016 023-623-336	FEMA VAN TORNADO -	05/26/2016	160047	261,818.16	423,543.54	161,725.38	INCREASE REV/EXP FOR FEMA P	FT
2016 023-623-336	FEMA VAN TORNADO -	07/17/2016	160061	423,543.54	402,543.54	21,000.00-	VARIOUS LINE ITEM TRANSFERS	FT
2016 023-623-336	FEMA VAN TORNADO -	07/18/2016	160064	402,543.54	261,814.81	140,728.73-	LINE ITEM TRANSFERS	FT
2016 023-623-337	FEMA DEC 2015 STOR	06/14/2016	160055	.00	69,559.30	69,559.30	INCREASE REV - EXP BUDGET	FT
2016 023-623-337	FEMA DEC 2015 STOR	08/12/2016	160072	69,559.30	121,131.69	51,572.39	INC REV-EXP BUDGET	FT
2016 023-623-337	FEMA DEC 2015 STOR	08/12/2016	160072	121,131.69	156,471.98	35,340.29	INC REV-EXP BUDGET	FT
2016 023-623-339	UNIFORMS	07/17/2016	160061	3,500.00	4,500.00	1,000.00	VARIOUS LINE ITEM TRANSFERS	FT
2016 023-623-451	REPAIR & MAINT-MAC	02/23/2016	16009	25,000.00	31,000.00	6,000.00	TRANSFER FUNDS FOR MAINT &	CH
2016 023-623-451	REPAIR & MAINT-MAC	03/09/2016	160016	31,000.00	41,000.00	10,000.00	FOR REPAIR & MAINTENANCE	CH
2016 023-623-451	REPAIR & MAINT-MAC	04/26/2016	160032	41,000.00	42,500.00	1,500.00	LINE ITEM TRANSFER	CH
2016 023-623-451	REPAIR & MAINT-MAC	05/13/2016	160039	42,500.00	44,500.00	2,000.00	LINE ITEM TRANSFER	CH
2016 023-623-451	REPAIR & MAINT-MAC	07/17/2016	160061	44,500.00	54,500.00	10,000.00	VARIOUS LINE ITEM TRANSFERS	FT
2016 023-623-451	REPAIR & MAINT-MAC	07/27/2016	160068	54,500.00	57,500.00	3,000.00	LINE ITEM TRANSFERS	FT
2016 023-623-451	REPAIR & MAINT-MAC	08/12/2016	160073	57,500.00	82,500.00	25,000.00	INCREASE BUDGET	FT
2016 023-623-456	TIRES & TUBES	04/26/2016	160032	6,500.00	9,500.00	3,000.00	LINE ITEM TRANSFER	CH
2016 023-623-456	TIRES & TUBES	05/13/2016	160039	9,500.00	11,500.00	2,000.00	LINE ITEM TRANSFER	CH
2016 023-623-456	TIRES & TUBES	07/17/2016	160061	11,500.00	16,500.00	5,000.00	VARIOUS LINE ITEM TRANSFERS	FT
2016 023-623-456	TIRES & TUBES	07/27/2016	160068	16,500.00	17,500.00	1,000.00	LINE ITEM TRANSFERS	FT
2016 023-623-458	RADIO REPAIR	08/23/2016	160075	250.00	625.00	375.00	LINE ITEM TRANSFERS	FT
EXPENDITURES - R & B PCT.3				TOTAL AMENDMENTS	34	TOTAL CHANGES	471,286.79	
2016 024-367-000	GENERAL CONTRIBUTI	02/23/2016	160011	.00	110.60-	110.60-	DONATIONS FROM MR MITCHELL	CH
2016 024-367-000	GENERAL CONTRIBUTI	05/13/2016	160040	110.60-	201,886.60-	201,776.00-	INCREASE BUDGET FOR UNANTIC	FT
TOTAL AMENDMENTS				2	TOTAL CHANGES	201,886.60-		
2016 024-390-200	PROCEEDS FROM SALE	08/23/2016	160077	.00	16,000.00-	16,000.00-	BUDGET INC TO INC AND EXP	FT

ACCOUNT NUMBER	ACCOUNT NAME	DATE	AMDMT NUMBER	OLD BUDGET AMOUNT	AMENDED BUDGET AMOUNT	AMOUNT OF CHANGE	DESCRIPTION	CLK
2016 024-390-804	TRN FROM VAN TORNA	05/26/2016	160048	.00	45,893.46-	45,893.46-	INCREASE REV/EXP FOR FEMA P	FT
2016 024-390-805	TRNSF FROM DEC 201	06/14/2016	160055	.00	91,294.73-	91,294.73-	INCREASE REV - EXP BUDGET	FT
TOTAL AMENDMENTS				3	TOTAL CHANGES	153,188.19-		
2016 024-624-103	SALARIES - EMPLOYE	08/23/2016	160075	203,197.00	213,697.00	10,500.00	LINE ITEM TRANSFERS	FT
2016 024-624-107	SALARIES-EXTRA HEL	08/23/2016	160075	20,000.00	23,000.00	3,000.00	LINE ITEM TRANSFERS	FT
2016 024-624-201	SOCIAL SECURITY TA	08/23/2016	160075	20,470.63	21,470.63	1,000.00	LINE ITEM TRANSFERS	FT
2016 024-624-202	GROUP INSURANCE	08/23/2016	160075	61,793.28	49,793.28	12,000.00-	LINE ITEM TRANSFERS	FT
2016 024-624-203	RETIREMENT CONTRIB	08/23/2016	160075	19,832.00	20,332.00	500.00	LINE ITEM TRANSFERS	FT
2016 024-624-204	WORKERS COMPENSATI	08/23/2016	160075	19,644.00	16,644.00	3,000.00-	LINE ITEM TRANSFERS	FT
2016 024-624-335	ROAD & BRIDGE MATE	05/13/2016	160040	352,253.00	554,029.00	201,776.00	INCREASE BUDGET FOR UNANTIC	FT
2016 024-624-335	ROAD & BRIDGE MATE	07/01/2016	160057	554,029.00	556,029.00	2,000.00	TO INCREASE R & B MAINTENAN	FT
2016 024-624-335	ROAD & BRIDGE MATE	07/01/2016	160058	556,029.00	754,029.00	198,000.00	TO INCREASE R & B MATERIALS	FT
2016 024-624-335	ROAD & BRIDGE MATE	07/18/2016	160065	754,029.00	954,029.00	200,000.00	INCREASE BUDGET	FT
2016 024-624-335	ROAD & BRIDGE MATE	08/12/2016	160071	954,029.00	953,829.00	200.00-	LINE ITEM TRANSFER	FT
2016 024-624-336	FEMA VAN TORNADO -	05/26/2016	160048	.00	45,893.46	45,893.46	INCREASE REV/EXP FOR FEMA P	FT
2016 024-624-336	FEMA VAN TORNADO -	06/14/2016	160050	45,893.46	25,893.46	20,000.00-	LINE ITEM TRANSFERS	FT
2016 024-624-336	FEMA VAN TORNADO -	06/14/2016	160050	25,893.46	23,893.46	2,000.00-	LINE ITEM TRANSFERS	FT
2016 024-624-337	FEMA DEC 2015 STOR	06/14/2016	160055	.00	91,294.73	91,294.73	INCREASE REV - EXP BUDGET	FT
2016 024-624-427	TRAINING	08/12/2016	160071	1,700.00	1,900.00	200.00	LINE ITEM TRANSFER	FT
2016 024-624-451	REPAIR & MAINT/MAC	06/14/2016	160050	38,000.00	58,000.00	20,000.00	LINE ITEM TRANSFERS	FT
2016 024-624-461	MACHINERY RENTAL	06/14/2016	160050	300.00	2,300.00	2,000.00	LINE ITEM TRANSFERS	FT
2016 024-624-495	MISCELLANEOUS EXPE	02/23/2016	160011	2,300.00	2,410.60	110.60	DONATIONS FROM MR MITCHELL	CH
2016 024-624-571	EQUIPMENT PURCHASE	08/23/2016	160077	.00	16,000.00	16,000.00	BUDGET INC TO INC AND EXP	FT
EXPENDITURES - PCT.4				TOTAL AMENDMENTS	20	TOTAL CHANGES	755,074.79	
2016 035-352-400	GRANT PROCEEDS	03/09/2016	160015	44,054.00-	47,139.00-	3,085.00-	GRANT FUNDS FOR OFFICE SUPP	CH
EXPENDITURES - VICTIM COORDINA				TOTAL AMENDMENTS	1	TOTAL CHANGES	3,085.00-	
2016 035-476-310	OFFICE SUPPLIES	03/09/2016	160015	1,500.00	4,585.00	3,085.00	GRANT FUNDS FOR OFFICE SUPP	CH
EXPENDITURES - VICTIM COORDINA				TOTAL AMENDMENTS	1	TOTAL CHANGES	3,085.00	
2016 040-440-310	OFFICE SUPPLIES	10/16/2015	160001	.00	500.00	500.00	NO FUNDS IN BUDGET	CH
2016 040-440-535	CAPITAL OUTLAY - O	10/16/2015	160001	8,000.00	7,500.00	500.00-	NO FUNDS IN BUDGET	CH
EXPENDITURES - LAW LIBRARY				TOTAL AMENDMENTS	2	TOTAL CHANGES	.00	
2016 055-333-118	CHAPT 19 OFFICE EQ	03/09/2016	160014	.00	330.92-	330.92-	REIMBURSEMENT FOR PRINTER	CH
EXPENDITURES - V2C JAIL				TOTAL AMENDMENTS	1	TOTAL CHANGES	330.92-	
2016 055-404-572	OFFICE EQUIPMENT	03/09/2016	160014	.00	330.92	330.92	REIMBURSEMENT FOR PRINTER	CH
EXPENDITURES - V2C JAIL				TOTAL AMENDMENTS	1	TOTAL CHANGES	330.92	
2016 131-512-402	CONTRACT SERVICES	08/23/2016	160076	124,500.00	131,500.00	7,000.00	LINE ITEM TRANSFERS	FT
2016 131-512-450	REPAIR & MAINT. BL	08/23/2016	160076	75,000.00	68,000.00	7,000.00-	LINE ITEM TRANSFERS	FT
EXPENDITURES - V2C JAIL				TOTAL AMENDMENTS	2	TOTAL CHANGES	.00	
2016 132-560-103	SALARIES - EMPLOYE	07/27/2016	160068	1,136,968.68	1,336,968.68	200,000.00	LINE ITEM TRANSFERS	FT
2016 132-560-330	FUEL/LUBRICANTS	06/14/2016	160054	125,000.00	123,000.00	2,000.00-	LINE ITEM TRANSFER	FT
2016 132-560-330	FUEL/LUBRICANTS	07/17/2016	160061	123,000.00	121,000.00	2,000.00-	VARIOUS LINE ITEM TRANSFERS	FT
2016 132-560-416	AUTOPSIES & FORENS	08/12/2016	160071	2,500.00	3,500.00	1,000.00	LINE ITEM TRANSFER	FT
2016 132-560-428	TRAVEL	06/14/2016	160054	5,000.00	7,000.00	2,000.00	LINE ITEM TRANSFER	FT
2016 132-560-428	TRAVEL	07/17/2016	160061	7,000.00	9,000.00	2,000.00	VARIOUS LINE ITEM TRANSFERS	FT
2016 132-560-456	TIRES & TUBES	08/12/2016	160071	24,000.00	23,000.00	1,000.00-	LINE ITEM TRANSFER	FT
2016 132-560-495	MISCELLANEOUS	08/23/2016	160074	8,500.00	22,002.00	13,502.00	INCREASE SHERIFF DEPT BUDGE	FT
2016 132-560-575	SHERIFF'S AUTO PUR	08/23/2016	160074	.00	21,620.80	21,620.80	INCREASE SHERIFF DEPT BUDGE	FT

ACCOUNT NUMBER	ACCOUNT NAME	DATE	AMDMT NUMBER	OLD BUDGET AMOUNT	AMENDED BUDGET AMOUNT	AMOUNT OF CHANGE	DESCRIPTION	CLK
EXPENDITURES - SHERIFF OFFICE			TOTAL AMENDMENTS	9	TOTAL CHANGES	235,122.80		
2016 135-435-415	COURT APPOINTED AT	07/18/2016	160062	.00	75,000.00	75,000.00	INCREASE FUND 135 BUDGET	FT
2016 135-435-415	COURT APPOINTED AT	07/18/2016	160063	75,000.00	.00	75,000.00-	LINE ITEM TRANSFER	FT
EXPENDITURES - CAPITAL TRIAL			TOTAL AMENDMENTS	2	TOTAL CHANGES	.00		
2016 135-700-010	TRANSFER TO GENERA	07/27/2016	160067	.00	275,000.00	275,000.00	INCREASE BUDGET FOR FUND 13	FT
2016 135-700-010	TRANSFER TO GENERA	07/27/2016	160068	275,000.00	75,000.00	200,000.00-	LINE ITEM TRANSFERS	FT
			TOTAL AMENDMENTS	2	TOTAL CHANGES	75,000.00		
2016 541-333-101	STATE AID - SUPERV	07/13/2016	160059	142,790.00-	118,177.00-	24,613.00	STATE OF TX BUDGET ADJ FOR	FT
			TOTAL AMENDMENTS	1	TOTAL CHANGES	24,613.00		
2016 541-570-103	SALARIES - EMPLOYE	07/13/2016	160059	260,255.00	360,255.00	100,000.00	STATE OF TX BUDGET ADJ FOR	FT
2016 541-570-201	SOCIAL SECURITY TA	07/13/2016	160059	26,030.00	33,690.00	7,660.00	STATE OF TX BUDGET ADJ FOR	FT
2016 541-570-203	RETIREMENT CONTRIB	07/13/2016	160059	27,017.00	35,017.00	8,000.00	STATE OF TX BUDGET ADJ FOR	FT
2016 541-570-206	UNEMPLOYMENT INSUR	07/13/2016	160059	3,675.00	4,775.00	1,100.00	STATE OF TX BUDGET ADJ FOR	FT
2016 541-570-310	SUPPLIES/OPERATION	07/13/2016	160059	18,250.00	85,066.00	66,816.00	STATE OF TX BUDGET ADJ FOR	FT
2016 541-570-408	CONTRACT SERVICES	07/13/2016	160059	37,855.00	42,825.00	4,970.00	STATE OF TX BUDGET ADJ FOR	FT
2016 541-570-419	PROFESSIONAL FEES	07/13/2016	160059	25,121.00	30,590.00	5,469.00	STATE OF TX BUDGET ADJ FOR	FT
2016 541-570-420	TELEPHONE - UTILIT	07/13/2016	160059	3,875.00	4,200.00	325.00	STATE OF TX BUDGET ADJ FOR	FT
2016 541-570-428	TRAVEL	07/13/2016	160059	8,250.00	23,250.00	15,000.00	STATE OF TX BUDGET ADJ FOR	FT
2016 541-570-429	FURNISHED TRAVEL	07/13/2016	160059	5,500.00	10,100.00	4,600.00	STATE OF TX BUDGET ADJ FOR	FT
2016 541-570-572	EQUIPMENT	07/13/2016	160059	8,100.00	48,100.00	40,000.00	STATE OF TX BUDGET ADJ FOR	FT
2016 541-570-572	EQUIPMENT	07/13/2016	160059	48,100.00	65,100.00	17,000.00	STATE OF TX BUDGET ADJ FOR	FT
EXPENDITURES - SUPERVISION			TOTAL AMENDMENTS	12	TOTAL CHANGES	270,940.00		
2016 546-390-101	YOUTH COMMUN SERVI	05/16/2016	160042	.00	234.50-	234.50-	DONATION	FT
2016 546-390-101	YOUTH COMMUN SERVI	05/16/2016	160042	234.50-	434.50-	200.00-	DONATION	FT
			TOTAL AMENDMENTS	2	TOTAL CHANGES	434.50-		
2016 546-582-310	OFFICE SUPPLIES	08/03/2016	160070	4,300.00	4,670.00	370.00	JUV PROBATION LINE ITEM TRA	FT
2016 546-582-330	FUEL/LUBRICANTS	03/09/2016	J32016	1,200.00	2,000.00	800.00	FUEL LUBRICANTS	CH
2016 546-582-340	YOUTH COMMUNT SERV	05/16/2016	160042	.00	234.50	234.50	DONATION	FT
2016 546-582-340	YOUTH COMMUNT SERV	05/16/2016	160042	234.50	434.50	200.00	DONATION	FT
2016 546-582-412	NONRESIDENTIAL COM	08/03/2016	160070	2,900.00	1,900.00	1,000.00-	JUV PROBATION LINE ITEM TRA	FT
2016 546-582-420	TELEPHONE	08/03/2016	160070	3,450.00	3,580.00	130.00	JUV PROBATION LINE ITEM TRA	FT
2016 546-582-428	TRAVEL	03/09/2016	J32016	1,700.00	1,300.00	400.00-	FUEL LUBRICANTS	CH
2016 546-582-454	AUTOMOTIVE MAINTEN	03/09/2016	J32016	2,600.00	2,200.00	400.00-	FUEL LUBRICANTS	CH
2016 546-582-457	MAINT & SERVICE CO	08/03/2016	160070	3,800.00	4,300.00	500.00	JUV PROBATION LINE ITEM TRA	FT
EXPENDITURES - JUV LOCAL			TOTAL AMENDMENTS	9	TOTAL CHANGES	434.50		
2016 546-587-310	OFFICE SUPPLIES	08/03/2016	160070	8,500.00	9,000.00	500.00	JUV PROBATION LINE ITEM TRA	FT
2016 546-587-333	RESIDENTIAL FOOD	08/03/2016	160070	27,000.00	29,500.00	2,500.00	JUV PROBATION LINE ITEM TRA	FT
2016 546-587-428	TRAVEL	08/03/2016	160070	1,200.00	700.00	500.00-	JUV PROBATION LINE ITEM TRA	FT
2016 546-587-572	OFFICE EQUIPMENT	08/03/2016	160070	22,000.00	19,500.00	2,500.00-	JUV PROBATION LINE ITEM TRA	FT
EXPENDITURES DETENTION LOCAL			TOTAL AMENDMENTS	4	TOTAL CHANGES	.00		
2016 547-333-110	STATE AID - JUVENI	05/17/2016	160043	.00	12,807.00-	12,807.00-	INC REV AND EXPENSE BUDGET	FT
2016 547-333-110	STATE AID - JUVENI	08/03/2016	160069	12,807.00-	21,646.00-	8,839.00-	JUV PROBATION BUDGET INCREA	FT
			TOTAL AMENDMENTS	2	TOTAL CHANGES	21,646.00-		
2016 547-581-412	NON RESIDENTIAL SE	08/03/2016	160069	.00	8,839.00	8,839.00	JUV PROBATION BUDGET INCREA	FT
EXPENDITURES - TJCP PROBATION			TOTAL AMENDMENTS	1	TOTAL CHANGES	8,839.00		

ACCOUNT NUMBER	ACCOUNT NAME	DATE	AMDMT NUMBER	OLD BUDGET AMOUNT	AMENDED BUDGET AMOUNT	AMOUNT OF CHANGE	DESCRIPTION	CLK
2016 547-587-495	MISCELLANEOUS EXPE	05/17/2016	160043	.00	12,807.00	12,807.00	INC REV AND EXPENSE BUDGET	FT
	EXPENDITURES - TJCP RESIDENTIA		TOTAL AMENDMENTS	1	TOTAL CHANGES	12,807.00		
2016 549-585-414	MENTAL HEALTH COUN	05/09/2016	J52016	11,200.00	17,200.00	6,000.00	GRANT N EXPENSE ADJ	CH
	EXPENDITURES - CCP PROBATION		TOTAL AMENDMENTS	1	TOTAL CHANGES	6,000.00		
2016 549-588-413	MH COUNSELING	04/06/2016	160022	2,940.00	5,440.00	2,500.00	LINE ITEM TRANSFER FOR COUN	CH
2016 549-588-415	SEX OFFENDER COUNS	04/06/2016	160022	33,000.00	30,500.00	2,500.00-	LINE ITEM TRANSFER FOR COUN	CH
2016 549-588-415	SEX OFFENDER COUNS	05/09/2016	J52016	30,500.00	24,500.00	6,000.00-	GRANT N EXPENSE ADJ	CH
	EXPENDITURES DETENTION CCP		TOTAL AMENDMENTS	3	TOTAL CHANGES	6,000.00-		
2016 552-333-117	ETCOG REIMBURSEMEN	11/12/2015	J12016	.00	500.00-	500.00-	ETCOG REIMBURSEMENT	KE
			TOTAL AMENDMENTS	1	TOTAL CHANGES	500.00-		
2016 552-582-410	PSYCHOLOGICALS-ETC	11/12/2015	J12016	6,500.00	7,000.00	500.00	ETCOG REIMBURSEMENT	KE
			TOTAL AMENDMENTS	1	TOTAL CHANGES	500.00		
2016 567-333-114	GRANT REV-INTER CO	03/24/2016	160019	.00	51,138.68-	51,138.68-	GRANT REVENUE	CH
			TOTAL AMENDMENTS	1	TOTAL CHANGES	51,138.68-		
2016 567-435-330	FUEL & LUBRICANTS	06/14/2016	160051	9,000.00	8,500.00	500.00-	LINE ITEM TRANSFERS	FT
2016 567-435-330	FUEL & LUBRICANTS	08/12/2016	160071	8,500.00	7,175.00	1,325.00-	LINE ITEM TRANSFER	FT
2016 567-435-330	FUEL & LUBRICANTS	08/12/2016	160071	7,175.00	6,575.00	600.00-	LINE ITEM TRANSFER	FT
2016 567-435-339	UNIFORMS	06/14/2016	160051	200.00	700.00	500.00	LINE ITEM TRANSFERS	FT
2016 567-435-402	CONTRACT SERVICES	08/12/2016	160071	4,000.00	5,325.00	1,325.00	LINE ITEM TRANSFER	FT
2016 567-435-451	REPAIR & MAINT/VEH	08/12/2016	160071	2,000.00	2,600.00	600.00	LINE ITEM TRANSFER	FT
2016 567-435-573	EQUIP PURCHASES-IN	03/24/2016	160019	.00	51,138.68	51,138.68	GRANT REVENUE	CH
	EXPENDITURES-ABATEMENT OFFICER		TOTAL AMENDMENTS	7	TOTAL CHANGES	51,138.68		
2016 594-271-000	FUND BALANCE	04/28/2016	160034	.00	750.00-	750.00-	PAY FOR TRAINING AND HOTEL	FT
			TOTAL AMENDMENTS	1	TOTAL CHANGES	750.00-		
2016 594-554-427	TRAINING	04/28/2016	160034	750.00	1,500.00	750.00	PAY FOR TRAINING AND HOTEL	FT
	EXPENDITURES - CONST#4 TLEOSE		TOTAL AMENDMENTS	1	TOTAL CHANGES	750.00		



P.O. Box 3188 · Longview, Texas 75606 · 903-237-5500



Return Service Requested

Date 8/31/16
PRIMARY ACCOUNT
ENCLOSURES

Page 1
1910512
473



TXBT TREASURER OF VAN ZANDT COUNTY
FINANCIAL CLEARING
121 E DALLAS #101
CANTON TX 75103-1496

C H E C K I N G A C C O U N T

PUBLIC FUNDS CHECKING		NUMBER OF ENCLOSURES	473
ACCOUNT NUMBER	1910512	Statement Dates	8/01/16 thru 8/31/16
PREVIOUS BALANCE	3,758,849.68	DAYS IN STATEMENT PERIOD	31
22 DEPOSITS	664,139.22	AVERAGE LEDGER	2,914,040.04
484 CHECKS/DEBITS	2,311,709.75	AVERAGE COLLECTED	2,910,235.82
SERVICE CHARGE	.00		
INTEREST PAID	.00		
CURRENT BALANCE	2,111,279.15		

D E P O S I T S A N D O T H E R C R E D I T S

Date	Description	Amount
8/02	DEPOSIT	.10
8/03	PAYMENTS VZCAD CCD	104,204.06
8/04	DEPOSIT	107.00
8/04	DEPOSIT	37,213.98
8/05	DEPOSIT	40,569.98
8/08	INV-PAYMTS TX DPT CRIML JST CTX	796.40
8/11	DEPOSIT	160,232.15
8/12	INV-PAYMTS COMP JUDICIARY CTX	2,686.00
8/12	INV-PAYMTS JUVENILE JUSTICE CTX	3,515.00
8/12	DEPOSIT	1,039.76
8/12	DEPOSIT	3,090.40
8/15	Trsf from Debt services correct prior Confirmation number 815161465	.40
8/16	INV-PAYMTS TX AGRICULTURE CTX	1,251.48
8/16	DEPOSIT	137,347.96
8/18	DEPOSIT	39,171.76
8/19	INV-PAYMTS COMP JUDICIARY CTX	326.54
8/23	INV-PAYMTS OFC COURT ADMIN CTX	12,471.75

NOTICE: SEE REVERSE SIDE FOR IMPORTANT INFORMATION

012236



TXBT-026-012152-001-025-160901 012236 X05
75103149626



Date 8/31/16
 PRIMARY ACCOUNT
 ENCLOSURES

Page 2
 1910512
 473

TREASURER OF VAN ZANDT COUNTY
 FINANCIAL CLEARING
 121 E DALLAS #101
 CANTON TX 75103

PUBLIC FUNDS CHECKING 1910512 (continued)

DEPOSITS AND OTHER CREDITS		
Date	Description	Amount
8/26	INV-PAYMTS COMP JUDICIARY CTX	5,050.00
8/26	INV-PAYMTS COMP JUDICIARY CTX	21,000.00
8/29	DEPOSIT	2,562.99
8/29	DEPOSIT	91,111.55
8/30	DEPOSIT	389.96

WITHDRAWALS AND OTHER DEBITS		
Date	Description	Amount
8/01	INSURANCE AFLAC CCD 0XH48163498	5,344.03-
8/02	Transf to Jury Clearing Jury Checks Confirmation number 802160677	1,278.00-
8/03	PAYMENT BANKCARD \TEL	2,025.65-
8/10	Payment ATT \TEL	81.58-
8/11	Transf to Payroll Clearing Payroll 8/12/2016 Confirmation number 811160222	200,572.52-
8/12	Transf to Payroll Clearing A.Moore PR8/12/16 Confirmation number 812160721	265.10-
8/12	ACH 1006 NRS PPD	1,775.00-
8/12	USATAXPYMT IRS CCD 220662582996384	61,686.69-
8/15	USATAXPYMT IRS CCD 220662834065865	47.72-
8/15	INVESTMENT BFDS CCD 612134000160812	150.00-
8/15	CHILDSUPP SYSTEMS AND METH CCD 162250000159911	1,646.07-
8/15	RECEIVABLE TEXAS COUNTY DRS CCD 0333	123,857.36-

TXBT-026-012152-001-025-160901 012236 X05

Date 8/31/16
 PRIMARY ACCOUNT
 ENCLOSURES

Page 3
 1910512
 473

TREASURER OF VAN ZANDT COUNTY
 FINANCIAL CLEARING
 121 E DALLAS #101
 CANTON TX 75103

PUBLIC FUNDS CHECKING 1910512 (Continued)

WITHDRAWALS AND OTHER DEBITS

Date	Description	Amount
8/18	Transf to Jury Clearing Jury Checks Confirmation number 818160293	534.00-
8/25	Transf to Payroll Clearing Payroll 8/26/2016 Confirmation number 825160333	204,683.56-
8/25	Transf to Jury Clearing Jury Checks Confirmation number 825160335	396.00-
8/25	Transf to Jury Clearing Jury Checks Confirmation number 825160588	3,152.00-
8/26	RE: VAN ZANDT COUNTY CSCD 0234 WIRE TRANSFER DEBIT TDCJ	2,865.10-
8/26	INVESTMENT BFDS CCD 612134000160811	150.00-
8/26	PAYMENT INTERNET \WEB	416.60-
8/26	ACH 1006 NRS PPD	1,775.00-
8/26	USATAXPYMT IRS CCD 220663984313024	63,018.57-
8/29	CHILDSUPP SYSTEMS AND METH CCD 162390000169483	1,646.07-
8/30	Transf to Jury Clearing Jury Checks Confirmation number 830160808	440.00-

CHECKS IN NUMERICAL ORDER

Date	Check No	Amount	Date	Check No	Amount
8/25	5084	92.91	8/17	53137*	550.00
8/31	52387*	13.20	8/05	53210*	340.00
8/18	52759*	287.50	8/22	53290*	181.53
8/11	52915*	600.53	8/29	53315*	6.00
8/04	52946*	1,206.06	8/10	53328*	600.53
8/12	52962*	875.00	8/03	53347*	69.12

* Indicates break in check number sequence



Date 8/31/16
 PRIMARY ACCOUNT
 ENCLOSURES

Page 4
 1910512
 473

TREASURER OF VAN ZANDT COUNTY
 FINANCIAL CLEARING
 121 E DALLAS #101
 CANTON TX 75103

PUBLIC FUNDS CHECKING

1910512 (continued)

CHECKS IN NUMERICAL ORDER					
Date	Check No	Amount	Date	Check No	Amount
8/01	53354*	600.53	8/02	53499	1,447.00
8/12	53365*	875.00	8/02	53500	186.00
8/05	53387*	1,605.00	8/02	53501	430.00
8/30	53391*	600.53	8/01	53502	10,850.00
8/01	53399*	600.53	8/02	53503	55.00
8/01	53413*	60.00	8/03	53504	39.11
8/02	53453*	49.95	8/02	53505	224.17
8/04	53457*	65.00	8/02	53506	155.55
8/19	53460*	11.36	8/02	53507	915.26
8/18	53462*	400.00	8/02	53508	782.70
8/01	53465*	108.99	8/05	53509	180.00
8/29	53467*	71.75	8/02	53510	8,103.88
8/11	53468	576.32	8/03	53511	47.50
8/11	53469	576.32	8/01	53512	875.00
8/11	53470	1,336.48	8/01	53513	186.55
8/01	53471	1,155.00	8/05	53514	4,782.23
8/02	53472	213.81	8/02	53515	6.95
8/01	53473	500.00	8/04	53516	454.81
8/10	53474	13.50	8/02	53517	46.68
8/03	53475	954.86	8/01	53518	55.06
8/02	53477*	94,278.09	8/01	53519	3,615.00
8/02	53478	260.68	8/01	53520	278.01
8/02	53479	175.00	8/01	53521	520.00
8/04	53480	385.00	8/01	53522	11.62
8/02	53481	50.00	8/02	53523	2,039.15
8/03	53482	73.96	8/03	53524	259.81
8/02	53483	99.32	8/02	53526*	1,171.50
8/02	53484	210.80	8/02	53527	29,500.00
8/01	53485	54.53	8/01	53528	1,143.00
8/04	53486	1,278.54	8/04	53529	250.40
8/01	53488*	354.00	8/02	53531*	927.34
8/01	53489	314.75	8/02	53532	45.46
8/02	53491*	1,470.00	8/02	53533	154.99
8/01	53493*	202.51	8/02	53534	2,550.00
8/01	53494	129.73	8/02	53535	308.75
8/03	53495	409.80	8/16	53536	413.36
8/01	53496	120.00	8/02	53537	231.60
8/02	53497	158.73	8/10	53538	45.00
8/17	53498	550.00	8/03	53539	12.36

* Indicates break in check number sequence

TXBT-026-012152-001-025-160901 012236 X05

TREASURER OF VAN ZANDT COUNTY
 FINANCIAL CLEARING
 121 E DALLAS #101
 CANTON TX 75103

PUBLIC FUNDS CHECKING

1910512 (Continued)

CHECKS IN NUMERICAL ORDER					
Date	Check No	Amount	Date	check No	Amount
8/03	53542*	225.00	8/01	53587*	32,546.94
8/04	53543	30.00	8/01	53588	593.86
8/02	53544	90.18	8/01	53589	13.63
8/01	53545	646.00	8/02	53591*	673.40
8/04	53546	112.00	8/01	53593*	265.93
8/05	53547	693.00	8/01	53594	2,474.91
8/02	53548	350.00	8/02	53595	467.36
8/02	53549	399.10	8/01	53596	700.00
8/09	53550	1,008.00	8/03	53597	2,100.00
8/01	53551	7,945.45	8/03	53598	98.90
8/03	53552	217.04	8/01	53599	2,356.26
8/02	53553	50.86	8/01	53600	15,769.01
8/24	53554	156.00	8/01	53601	471.81
8/01	53555	339.20	8/22	53603*	1,153.69
8/03	53556	54.41	8/12	53604	310.00
8/04	53557	246.60	8/04	53606*	106.57
8/02	53558	1,208.00	8/02	53607	66.36
8/02	53559	4,503.67	8/01	53609*	4,067.71
8/03	53561*	11,863.36	8/04	53610	4,692.55
8/01	53562	650.00	8/10	53611	150.00
8/03	53563	800.00	8/01	53612	375.39
8/15	53564	3,950.00	8/01	53613	133.06
8/03	53565	215.00	8/01	53614	20.46
8/01	53566	400.00	8/02	53615	46.16
8/31	53567	12.08	8/01	53616	18.94
8/12	53568	177.45	8/02	53617	194.29
8/09	53569	400.00	8/02	53618	355.13
8/04	53570	168.00	8/01	53620*	61.13
8/01	53571	1,400.00	8/05	53621	300.00
8/01	53573*	1,650.00	8/03	53622	550.00
8/02	53574	1,250.00	8/08	53623	492.00
8/04	53575	168.00	8/05	53624	37,360.00
8/05	53576	58.38	8/04	53625	48.60
8/01	53579*	5,016.10	8/04	53626	782.78
8/08	53580	100.00	8/04	53627	1,555.30
8/03	53581	34.00	8/04	53628	313.76
8/01	53582	49.00	8/04	53629	129.26
8/02	53583	250.00	8/04	53630	2,983.75
8/01	53585*	750.00	8/05	53631	149.25

* Indicates break in check number sequence



Date 8/31/16
 PRIMARY ACCOUNT
 ENCLOSURES

Page 6
 1910512
 473

TREASURER OF VAN ZANDT COUNTY
 FINANCIAL CLEARING
 121 E DALLAS #101
 CANTON TX 75103

PUBLIC FUNDS CHECKING

1910512 (Continued)

CHECKS IN NUMERICAL ORDER

Date	Check No	Amount	Date	Check No	Amount
8/03	53633*	779.81	8/12	53673	12,520.57
8/03	53634	10,099.49	8/16	53674	5,211.31
8/03	53635	74,804.08	8/31	53675	415.03
8/03	53636	119,717.10	8/31	53676	207.52
8/03	53637	24,036.26	8/31	53677	415.03
8/02	53638	30,231.07	8/31	53679*	415.03
8/11	53639	927.09	8/17	53680	3,006.00
8/09	53640	73.39	8/15	53681	1,800.00
8/09	53641	35.91	8/16	53682	42.25
8/09	53642	580.69	8/16	53683	19.25
8/08	53643	95.26	8/15	53684	676.50
8/15	53644	141.77	8/17	53685	900.00
8/10	53645	181.35	8/16	53686	475.00
8/10	53646	12,469.78	8/16	53687	300.00
8/08	53647	1,561.92	8/15	53688	1,000.00
8/09	53648	974.23	8/15	53689	286.75
8/08	53649	723.62	8/16	53690	497.00
8/05	53650	18,000.00	8/15	53691	1,533.33
8/10	53651	447.49	8/15	53692	132,996.90
8/10	53652	190.98	8/15	53693	300.42
8/16	53653	27.75	8/25	53694	600.00
8/10	53654	277.26	8/16	53695	57.00
8/15	53655	700.00	8/12	53696	1,553.38
8/10	53656	305.42	8/15	53697	9,278.94
8/12	53657	84.99	8/15	53698	500.00
8/10	53658	1,149.00	8/11	53699	503.72
8/18	53659	280.00	8/22	53700	2,500.00
8/10	53660	330.00	8/15	53701	1,250.00
8/10	53661	243.43	8/15	53702	12.00
8/15	53662	75.80	8/16	53703	423.79
8/09	53663	41.82	8/15	53704	2,745.26
8/09	53664	137.52	8/16	53705	341.24
8/15	53665	393.25	8/15	53706	194.74
8/11	53667*	741.66	8/16	53707	130.04
8/15	53668	225.60	8/31	53709*	600.00
8/10	53669	7.50	8/16	53710	6,295.83
8/10	53670	94.05	8/15	53711	264.06
8/10	53671	81.00	8/15	53712	31,161.37
8/16	53672	108.47	8/11	53713	304.00

* Indicates break in check number sequence

TXBT-026-012152-001-025-160901 012236 X05

Date 8/31/16
PRIMARY ACCOUNT
ENCLOSURES

Page 7
1910512
473

TREASURER OF VAN ZANDT COUNTY
FINANCIAL CLEARING
121 E DALLAS #101
CANTON TX 75103

PUBLIC FUNDS CHECKING

1910512 (Continued)

CHECKS IN NUMERICAL ORDER					
Date	Check No	Amount	Date	Check No	Amount
8/16	53714	13.99	8/16	53755	1,982.00
8/15	53715	79.00	8/16	53756	384.00
8/12	53716	6,138.00	8/12	53757	4,845.18
8/15	53717	8,972.18	8/11	53758	652.00
8/23	53718	120.00	8/09	53759	18.80
8/16	53719	1,206.06	8/15	53760	29.73
8/16	53720	350.00	8/12	53761	149.59
8/16	53721	350.00	8/16	53762	84.00
8/16	53722	3,900.00	8/15	53763	500.00
8/24	53723	3,102.83	8/15	53764	1,966.96
8/15	53724	600.53	8/10	53765	500.00
8/25	53725	397.50	8/12	53766	341.26
8/15	53726	287.00	8/15	53767	150.00
8/15	53727	623.00	8/11	53768	397.81
8/25	53728	875.00	8/12	53769	400.00
8/23	53730*	22.16	8/15	53770	720.00
8/17	53731	20.00	8/31	53771	274.39
8/12	53732	23.15	8/15	53772	150.00
8/19	53733	12,330.63	8/16	53773	150.00
8/12	53734	401.70	8/15	53774	1,936.38
8/15	53735	1,045.00	8/12	53775	85.09
8/12	53736	56.73	8/15	53776	90.00
8/16	53737	264.60	8/17	53777	60.00
8/18	53739*	350.00	8/23	53778	340.00
8/15	53740	8,161.40	8/16	53779	89.00
8/15	53741	2,892.75	8/19	53780	15.00
8/19	53742	60.47	8/09	53781	474.00
8/15	53743	96.25	8/15	53782	400.00
8/15	53744	96.50	8/15	53783	10,992.15
8/11	53745	80.00	8/11	53784	2,500.00
8/25	53746	2,604.00	8/19	53785	568.93
8/16	53747	63.95	8/11	53786	3,200.73
8/12	53748	250.00	8/15	53787	871.41
8/17	53749	1,373.68	8/12	53788	1,200.00
8/12	53750	59.66	8/15	53789	370.45
8/15	53751	600.53	8/18	53790	4,830.00
8/15	53752	19,381.20	8/15	53791	25,815.20
8/30	53753	600.53	8/12	53792	189.69
8/15	53754	3,081.05	8/23	53793	140.00

* Indicates break in check number sequence



TREASURER OF VAN ZANDT COUNTY
 FINANCIAL CLEARING
 121 E DALLAS #101
 CANTON TX 75103

PUBLIC FUNDS CHECKING

1910512 (Continued)

CHECKS IN NUMERICAL ORDER					
Date	Check No	Amount	Date	Check No	Amount
8/11	53794	62,280.93	8/30	53838	643.58
8/19	53795	19.40	8/29	53840*	56.41
8/24	53796	200.00	8/29	53841	79.54
8/17	53797	40.00	8/30	53843*	6.45
8/25	53798	3,515.00	8/26	53844	512.54
8/18	53799	91.50	8/31	53846*	110.50
8/16	53800	1,012.25	8/31	53847	948.00
8/15	53801	52.98	8/30	53848	1,581.66
8/16	53802	5,004.59	8/30	53849	584.29
8/12	53803	8,730.35	8/31	53850	139.29
8/17	53804	275.49	8/29	53851	2,290.03
8/18	53805	863.75	8/30	53852	144.95
8/19	53806	50.00	8/30	53854*	944.86
8/17	53808*	260.00	8/30	53855	430.00
8/23	53809	22.55	8/31	53856	391.92
8/31	53810	195.00	8/29	53861*	873.94
8/31	53811	195.00	8/30	53862	356.47
8/26	53812	112.20	8/31	53863	150.06
8/25	53813	11.10	8/30	53864	1,615.27
8/30	53814	34.13	8/30	53865	1,935.30
8/29	53815	304.00	8/30	53866	2,097.96
8/30	53817*	1,875.00	8/30	53868*	5,712.74
8/30	53818	66.95	8/30	53869	32.08
8/29	53819	546.00	8/30	53870	26.28
8/26	53820	659.64	8/31	53872*	33.27
8/25	53822*	52.98	8/29	53873	520.00
8/29	53823	108.99	8/31	53874	429.57
8/26	53824	686.00	8/25	53875	1,460.00
8/29	53825	67.13	8/29	53878*	56.00
8/29	53826	590.00	8/29	53879	2,550.00
8/29	53827	228.60	8/30	53880	79.90
8/30	53828	415.00	8/30	53881	260.00
8/30	53829	4,638.04	8/25	53882	35.71
8/29	53831*	1,290.06	8/29	53883	22,020.94
8/26	53832	115.48	8/29	53884	494.03
8/30	53834*	329.84	8/29	53886*	107.90
8/30	53835	95,137.63	8/30	53888*	162.16
8/30	53836	260.00	8/30	53889	4,100.00
8/30	53837	230.78	8/29	53890	795.00

* Indicates break in check number sequence

TREASURER OF VAN ZANDT COUNTY
 FINANCIAL CLEARING
 121 E DALLAS #101
 CANTON TX 75103

PUBLIC FUNDS CHECKING

1910512 (Continued)

CHECKS IN NUMERICAL ORDER

Date	Check No	Amount	Date	Check No	Amount
8/25	53891	365.00	8/30	53929*	647.66
8/29	53892	414.60	8/30	53931*	109.00
8/29	53894*	102.83	8/25	53932	35,972.00
8/30	53895	125.00	8/30	53933	15.00
8/30	53896	4,101.90	8/29	53934	49.00
8/30	53897	90.18	8/29	53935	702.73
8/30	53898	646.00	8/29	53936	759.00
8/26	53901*	180.00	8/30	53937	39,789.97
8/30	53902	3,237.00	8/26	53939*	16.36
8/31	53903	80.57	8/29	53940	14.25
8/30	53904	300.00	8/30	53941	720.92
8/29	53906*	776.40	8/29	53943*	994.21
8/31	53907	378.10	8/23	53944	1,395.00
8/30	53908	2,450.00	8/29	53945	266.03
8/31	53909	125.00	8/30	53946	50.00
8/31	53910	615.57	8/30	53948*	871.41
8/29	53912*	2,315.02	8/30	53950*	10.99
8/30	53913	1,362.00	8/30	53951	350.00
8/30	53914	1,374.33	8/30	53953*	77,228.96
8/25	53915	179.60	8/30	53954	15,000.00
8/31	53916	1,770.82	8/25	53955	4,722.00
8/26	53917	2,525.00	8/29	53958*	62,317.00
8/31	53918	108.96	8/31	53959	5.99
8/30	53920*	15,378.64	8/31	53961*	1,140.00
8/26	53921	750.00	8/30	53962	42.10
8/29	53922	84.40	8/30	53964*	26.50
8/29	53923	350.00	8/26	53966*	6,480.00
8/29	53924	479.00	8/31	53968*	132.76
8/24	53926*	73,725.00	8/29	53972*	125.00
8/29	53927	650.00			

* Indicates break in check number sequence

DAILY BALANCE INFORMATION

Date	Balance	Date	Balance	Date	Balance
8/01	3,653,056.05	8/05	3,319,557.77	8/11	3,181,451.18
8/02	3,465,394.21	8/08	3,317,381.37	8/12	3,088,778.76
8/03	3,320,111.65	8/09	3,313,637.01	8/15	2,683,629.67
8/04	3,342,455.65	8/10	3,296,469.14	8/16	2,793,032.38



Date 8/31/16
 PRIMARY ACCOUNT
 ENCLOSURES

Page 10
 1910512
 473

TREASURER OF VAN ZANDT COUNTY
 FINANCIAL CLEARING
 121 E DALLAS #101
 CANTON TX 75103

PUBLIC FUNDS CHECKING

1910512 (continued)

DAILY BALANCE INFORMATION					
Date	Balance	Date	Balance	Date	Balance
8/17	2,785,997.21	8/23	2,811,399.79	8/29	2,409,461.79
8/18	2,817,532.22	8/24	2,734,215.96	8/30	2,120,581.81
8/19	2,804,802.97	8/25	2,475,101.60	8/31	2,111,279.15
8/22	2,800,967.75	8/26	2,420,889.11		

END OF STATEMENT

TexPool Participant Services
 C/O Federated Investors Inc.
 1001 Texas Avenue, Suite 1400
 Houston, TX 77002



Participant Statement

VAN ZANDT COUNTY
 FINANCIAL CLEARING FUND
 ATTN TERI PRUITT
 121 E DALLAS ST STE 101
 CANTON TX 75103-1496

Statement Period **08/01/2016 - 08/31/2016**

Page 1 of 2

Customer Service **1-866-TEX-POOL**
 Location ID **000078331**
 Investor ID **000009623**

TexPool Update

Have you tried TexPool Academy yet? TexPool Academy is an approved provider for continuing education credits under the Public Funds Investment Act, CPE credit under the Texas State Board of Public Accountancy and CEU credit under Texas Association of School Business Officials. Contact the TexPool Participant Services to learn more!

TexPool Summary

PoolName	Beginning Balance	Total Deposits	Total Withdrawals	Total Interest	Current Balance	Average Balance
Texas Local Government Investment Pool	\$4,345,976.35	\$0.00	\$0.00	\$1,379.43	\$4,347,355.78	\$4,346,020.85
Total Dollar Value	\$4,345,976.35	\$0.00	\$0.00	\$1,379.43	\$4,347,355.78	

Portfolio Value

Pool Name	Pool/Account	Market Value (08/01/2016)	Share Price (08/31/2016)	Shares Owned (08/31/2016)	Market Value (08/31/2016)
Texas Local Government Investment Pool	449/2340100001	\$4,345,976.35	\$1.00	4,347,355.780	\$4,347,355.78
Total Dollar Value		\$4,345,976.35			\$4,347,355.78

Interest Summary

Pool Name	Pool/Account	Month-to-Date Interest	Year-to-Date Interest
Texas Local Government Investment Pool	449/2340100001	\$1,379.43	\$13,696.60
Total		\$1,379.43	\$13,696.60



Transaction Detail

Texas Local Government Investment Pool

Participant: VAN ZANDT COUNTY

Pool/Account: 449/2340100001

Transaction Date	Settlement Date	Transaction Description	Transaction Dollar Amount	Share Price	Shares This Transaction	Shares Owned
08/01/2016	08/01/2016	BEGINNING BALANCE	\$4,345,976.35	\$1.00		4,345,976.350
08/31/2016	08/31/2016	MONTHLY POSTING	\$1,379.43	\$1.00	1,379.430	4,347,355.780
Account Value as of 08/31/2016			\$4,347,355.78	\$1.00		4,347,355.780



Summary Statement

August 2016


Van Zandt County

121 East Dallas Street, Room 101
 Canton, TX 75103
 U.S.A.

TXCLASS

Average Monthly Yield: 0.70%

	Beginning Balance	Contributions	Withdrawals	Income Earned	Income Earned YTD	Average Daily Balance	Month End Balance
TX-01-0250-0001 FINANCIAL CLEARING	743,431.62	0.00	0.00	439.98	2,836.71	743,660.11	743,871.60
Total	743,431.62	0.00	0.00	439.98	2,836.71	743,660.11	743,871.60



Account Statement

August 2016

Van Zandt County

121 East Dallas Street, Room 101
 Canton, TX 75103
 U.S.A.

TXCLASS

TX-01-0250-0001


Summary

Average Monthly Yield: 0.70%

		Beginning Balance	Contributions	Withdrawals	Income Earned	Average Daily Balance	Month End Balance
TX-01-0250-0001	FINANCIAL CLEARING	743,431.62	0.00	0.00	439.98	743,660.11	743,871.60

Transactions

Transaction Date	Transaction Description	Contributions & Income Earned	Withdrawals	Balance	Transaction Number
08/01/2016	Beginning Balance			743,431.62	
08/31/2016	Income Earned For The Period	439.98			
08/31/2016	Ending Balance			743,871.60	



Daily Rates

August 2016

TXCLASS

Date	Dividend Rate	Annual Yield
01-Aug-16	0.000018059	0.66%
02-Aug-16	0.000018178	0.67%
03-Aug-16	0.000018034	0.66%
04-Aug-16	0.000018094	0.66%
05-Aug-16	0.000018133	0.66%
06-Aug-16	0.000018133	0.66%
07-Aug-16	0.000018133	0.66%
08-Aug-16	0.000018278	0.67%
09-Aug-16	0.000018514	0.68%
10-Aug-16	0.000018693	0.68%
11-Aug-16	0.000019113	0.70%
12-Aug-16	0.000019229	0.70%
13-Aug-16	0.000019229	0.70%
14-Aug-16	0.000019229	0.70%
15-Aug-16	0.000019256	0.70%
16-Aug-16	0.000019129	0.70%
17-Aug-16	0.000019377	0.71%
18-Aug-16	0.000019319	0.71%
19-Aug-16	0.000019259	0.70%
20-Aug-16	0.000019259	0.70%
21-Aug-16	0.000019259	0.70%
22-Aug-16	0.000019540	0.72%
23-Aug-16	0.000019651	0.72%
24-Aug-16	0.000019708	0.72%
25-Aug-16	0.000019855	0.73%
26-Aug-16	0.000019895	0.73%
27-Aug-16	0.000019895	0.73%
28-Aug-16	0.000019895	0.73%
29-Aug-16	0.000019732	0.72%
30-Aug-16	0.000019788	0.72%
31-Aug-16	0.000019770	0.72%