

**Van Zandt County**  
**Monthly Financial & Investment Report**  
**Month Ending October 31, 2016**

TO BE RECORDED IN THE NOVEMBER 22, 2016 MINUTES

OF THE COMMISSIONERS' COURT

BY VAN ZANDT COUNTY CLERK.

SUBMITTED THIS THE 14<sup>th</sup> DAY OF NOVEMBER 2016

BY:  \_\_\_\_\_

Teri Pruitt, Treasurer

The Van Zandt County Commissioners' Court, having reviewed the Treasurer's Report as presented, having taken reasonable steps to ensure its accuracy, and based upon presentations of the Treasurer's Office, does hereby approve the Report, subject to the independent auditor's review and does further order that it be filed with the official minutes of this meeting. {LGC 114.026(c)}

In addition, the below signatures affirm that the Treasurers' Report complies with statutes as referenced. {LGC 114.026(d)}




Don Kirkpatrick, Van Zandt County Judge

\_\_\_\_\_


Brandon Brown

Commissioner Precinct #1




Bobby Chaney

Commissioner Precinct #3



Virgil Melton, Jr.

Commissioner Precinct #2



Tim West

Commissioner Precinct #4

FUND NAME	CHECKING ACCOUNT	CHECKING AMOUNT	TDOA ACCOUNT	TDOA AMOUNT	FUND TOTAL
2017 010 GENERAL FUND	FIN CLEAR AMERICAN CTY JURY	1,082,162.59-	TDOA MBIA	151.30	1,080,822.29-
2017 011 VZC EMPLOYEE BENEFITS FUND			MEDRESERVE MEDCLAIMS		
2017 012 RESERVE FUNDS	FIN CLEAR		TDOA MBIA	545.06 484.43	1,029.49
2017 015 SHERIFF FORFEITURE FUND	FIN CLEAR AMERICAN	18,572.93	TDOA MBIA	9,031.02	27,603.95
2017 016 DA FORFEITURE FUND	FIN CLEAR		TDOA MBIA		
	ESCROW #1	3,092.49			
	ESCROW #2	1,811.97			
	ESCROW #3	1,165.47			
	ESCROW #4	300.91			
	ESCROW #5	800.38			
	ESCROW #6				
	ESCROW #7	2,463.19			
	ESCROW #8	6,157.08			
	ESCROW #9	1,014.76			
	ESCROW #10				
	ESCROW #11	2,808.71			
	ESCROW #12				
	ESCROW #13				
	ESCROW #14				
	ESCROW #15				
	ESCROW #16				
	ESCROW #17	8,239.53			
	ESCROW #18	8,743.95			
	ESCROW #19	1,528.74			
	ESCROW #20				
	ESCROW #21				
	ESCROW #22	2,295.24			
	ESCROW #23				
	ESCROW #24	926.84			
	ESCROW #25	525.50			
	ESCROW #26				
	ESCROW #27	2,913.94			
	ESCROW #28				
	ESCROW #29				
	ESCROW #30	534.76			
	ESCROW #31	326.99			
	ESCROW #32	1,817.90			
	ESCROW #33				
	ESCROW #34				
	ESCROW #35	201.65			
	ESCROW #36	3,113.65			
	ESCROW #37				
	ESCROW #38	1,962.70			
	ESCROW #39	1,472.21			
	ESCROW #40	1,419.70			
	ESCROW #41				
	ESCROW #42				

FUND NAME	CHECKING ACCOUNT	CHECKING AMOUNT	TDOA ACCOUNT	TDOA AMOUNT	FUND TOTAL
	ESCROW #43				
	ESCROW #44				
	ESCROW #45				
	ESCROW #46				
	ESCROW #47				
	ESCROW #48				
	ESCROW #49				
	ESCROW #50				
	ESCROW #51				
	ESCROW #52				
	ESCROW #53				
	ESCROW #54				
	ESCROW #55	367.84			
	ESCROW #56				
	ESCROW #57				
	ESCROW #58	2,620.63			
	ESCROW #59				
	ESCROW #60	183.55			
	ESCROW #61				
	ESCROW #62				
	ESCROW #63				
	ESCROW #64				
	ESCROW #65	2,344.46			
	ESCROW #66	1,490.69			
	ESCROW #67				
	ESCROW #68				
	ESCROW #69	5,007.63			
	ESCROW #70	1,155.28			
	ESCROW #71				
	ESCROW #72	4,271.35			
	ESCROW #73				
	ESCROW #74				
	ESCROW #75				
	ESCROW #76				
	ESCROW #77	2,310.02			
	ESCROW #78				
	ESCROW #79	353.14			
	ESCROW #80				
	ESCROW #81				
	ESCROW #82	4,021.04			
	ESCROW #83				
	ESCROW #84	637.76			
	ESCROW #85				
	ESCROW #86	777.87			
	ESCROW #87				
	ESCROW #88	4,552.51			85,732.03
2017 017 BUILDING SECURITY FUND	FIN CLEAR	3,897.82	TDOA MBIA		3,897.82
2017 018 JUSTICE COURT BLDG SECURITY	FIN CLEAR	8,164.10	TDOA		8,164.10
2017 019 DA FORFEITURE FUND	ESCROW #13	984.17			
	ESCROW #14	1,157.70			
	ESCROW #15	6,460.47			
	ESCROW #16	2,937.96			

FUND NAME	CHECKING ACCOUNT	CHECKING AMOUNT	TDOA ACCOUNT	TDOA AMOUNT	FUND TOTAL
	ESCROW #45	1,674.44			13,214.74
2017 021 ROAD & BRIDGE - PCT. 1	FIN CLEAR	138,203.52	TDOA MBIA	221,643.25 3.42	359,850.19
2017 022 ROAD & BRIDGE - PCT. 2	FIN CLEAR	663,634.49	TDOA MBIA	674,895.98 388,907.52	1,727,437.99
2017 023 ROAD & BRIDGE - PCT. 3	FIN CLEAR	151,380.48	TDOA MBIA	251,569.19 .65	402,950.32
2017 024 ROAD & BRIDGE - PCT. 4	FIN CLEAR	55,994.39	TDOA MBIA	25,814.49 109,370.82	191,179.70
2017 026 ROAD & BRIDGE - GEN	FIN CLEAR	5,594.52-	TDOA MBIA		5,594.52-
2017 031 COUNTY ROAD FUND - PCT. 1	FIN CLEAR	3,488.72	TDOA MBIA	2,000.00	5,488.72
2017 032 COUNTY ROAD FUND - PCT. 2	FIN CLEAR	434.00-	TDOA MBIA		434.00-
2017 033 COUNTY ROAD FUND - PCT. 3	FIN CLEAR		TDOA MBIA		
2017 034 COUNTY ROAD FUND - PCT. 4	FIN CLEAR		TDOA MBIA		
2017 035 VICTIM COORDINATOR GRANT	FIN CLEAR	6,617.07-	TDOA MBIA		6,617.07-
2017 036 DA FORFEITURE FUND II	FIN CLEAR	25,504.38	TDOA MBIA	76,744.69	102,249.07
2017 037 CONSTABLE PCT #4 SEIZURE	FIN CLEAR	1,357.34	TDOA MBIA	5,571.89	6,929.23
2017 040 COUNTY LAW LIBRARY FUND	FIN CLEAR	2,139.11	TDOA MBIA	48,859.66	50,998.77
2017 042 COUNTY FREE LIBRARY	FIN CLEAR	36,092.97	TDOA MBIA		36,092.97
2017 043 COMMUNITY LIBRARY CONTRIBUTIFIN CLEAR		407.10	TDOA MBIA		407.10
2017 047 DIGITIZE RECORDS	FIN CLEAR	7,170.80	TDOA MBIA	49,208.01	56,378.81
2017 048 SUPPLEMENTAL GUARDIANSHIP	FIN CLEAR	13,438.28	TDOA	11,044.04	24,482.32
2017 049 COUNTY CHILD ABUSE PREVENTIOFIN CLEAR		4,319.47	TDOA	1.83	4,321.30
2017 050 COURT RELATED PROGRAMS	FIN CLEAR	6,211.76	TDOA MBIA	9,034.00	15,245.76

FUND NAME	CHECKING ACCOUNT	CHECKING AMOUNT	TDOA ACCOUNT	TDOA AMOUNT	FUND TOTAL
2017 052 COUNTY & DISTRICT TECH FUND	FIN CLEAR	6,173.84	TDOA MBIA		6,173.84
2017 053 CAPITALCREDITSECONOMICDEVELOFIN	FIN CLEAR	5,810.22	TDOA	180,280.39	186,090.61
2017 054 COMBINEDCCOURTTECHNOLOGYFUND	FIN CLEAR	5,327.71	TDOA	19,132.60	24,460.31
2017 055 CHAPTER 19	FIN CLEAR	1,327.25-	TDOA MBIA		1,327.25-
2017 056 COUNTY RECORDS FUND	FIN CLEAR	17,076.32	TDOA MBIA	67,629.20	84,705.52
2017 057 COUNTY CLERK RECORDS FUND	FIN CLEAR	16,416.23	TDOA MBIA	82,679.99	99,096.22
2017 058 DISTRICT CLERK RECORDS FUND	FIN CLEAR	13,696.55	TDOA	25,217.32	38,913.87
2017 059 COUNTY CLERK ARCHIVE	FIN CLEAR	56,174.25	TDOA	225,338.35	281,512.60
2017 060 CAPTIAL PROJECT W P ANNEX	FIN CLEAR		TDOA MBIA		
2017 061 CAPITAL PROJECT ROADS PCT NOFIN	CLEAR	171.63	TDOA MBIA		171.63
2017 062 CAPITAL PROJECT ROADS PCT NOFIN	CLEAR		TDOA MBIA		
2017 063 CAPITAL PROJECT ROADS PCT NOFIN	CLEAR		TDOA MBIA		
2017 064 CAPITAL PROJECT ROADS PCT NOFIN	CLEAR		TDOA MBIA		
2017 070 PERMANENT IMPROVEMENT FUND	FIN CLEAR		TDOA MBIA		
2017 075 RIGHT-OF-WAY FUND	FIN CLEAR	118.09	TDOA MBIA		118.09
2017 084 TAX ANTICIPATION NOTES	FIN CLEAR	24.23	TDOA MBIA		24.23
2017 085 DEBT SERVICE FUND	DEBT CL	192,363.47	TDOA MBIA	635,476.22 245,626.55	1,073,466.24
2017 087 VZC INDIGENT HEALTH PROGRAM	FIN CLEAR	103,070.65	TDOA MBIA		103,070.65
2017 088 SOIL CONSERVATION DIST FUND	FIN CLEAR	492.01	TDOA MBIA	20,105.49	20,597.50
2017 090 APPELLATE JUSTICE SYSTEM FUN	FIN CLEAR	369.35	TDOA MBIA		369.35

FUND NAME	CHECKING ACCOUNT	CHECKING AMOUNT	TDOA ACCOUNT	TDOA AMOUNT	FUND TOTAL
2017 095 PAYROLL CLEARING ACCOUNT.	PAYCLEAR	200,000.20	MBIA		200,000.20
2017 096 GEN FIXED ASSETS ACCOUNT GRP			MBIA		
2017 097 LONG TERM DEBT GROUP			MBIA		
2017 130 911 RURAL ADDRESSING PROJECTFIN CLEAR			TDOA MBIA		
2017 131 VAN ZANDT COUNTY JAIL	FIN CLEAR	42,368.95	TDOA MBIA		42,368.95
2017 132 VAN ZANDT COUNTY SHERIFF DEPPFIN CLEAR		27,087.43-	TDOA MBIA		27,087.43-
2017 135 CAPITAL MURDER	FIN CLEAR		TDOA	184.17	184.17
2017 136 HOMELAND SECURITY GRANT	FIN CLEAR	1,990.01			1,990.01
2017 137 LAW ENFORCEMENT BLOCK 2001	FIN CLEAR		TDOA MBIA		
2017 138 LAW ENFORCEMENT BLOCK 2003	FIN CLEAR		TDOA MBIA		
2017 139 HOMELAND SECURITY GRANT P25	FIN CLEAR	2,293.00-	TDOA MBIA		2,293.00-
2017 140 MOBILE VIDEO REPLACEMENT GRAFIN CLEAR			TDOA		
2017 141 BULLET PROOF VEST GRANT	FIN CLEAR	5,430.50-	TDOA MBIA		5,430.50-
2017 142 BURN JAG GRANT	FIN CLEAR		TDOA		
2017 143 BYRNE JAG LOCAL GRANT	FIN CLEAR		TDOA		
2017 145 SOLID WASTE GRANT	FIN CLEAR	203.03			203.03
2017 147 MOBILE VIDEO REPLACEMENT GRAFIN CLEAR					
2017 261 CAPITAL PROJECT ROADS PCT NOFIN CLEAR		7.84	TDOA		7.84
2017 262 CAPITAL PROJECT ROADS PCT NOFIN CLEAR		1.34	TDOA		1.34
2017 263 CAPITAL PROJECT PCT 3	FIN CLEAR		TDOA		
2017 264 CAPITAL PROJECT PCT 4	FIN CLEAR		TDOA		
2017 400 FRUITVALE 2011 TXCDBG 710056WATER					
2017 401 BENWHEELERWSC 71348911131115					
2017 402 LITTLEHOPEMOOREWSC7130260813					
2017 540 PRETRIAL SUPERVISION	FIN CLEAR	48,058.82	TDOA	100,247.47	148,306.29

FUND NAME	CHECKING ACCOUNT	CHECKING AMOUNT	TDOA ACCOUNT	TDOA AMOUNT	FUND TOTAL
2017 541 COMMUNITY SUP & CORRECTIONS	FIN CLEAR	78,621.73	TDOA MBIA	259,183.38	337,805.11
2017 542 ADULT PROBATION CIVIL	FIN CLEAR	62,718.65	TDOA MBIA	272,682.57	335,401.22
2017 543 HIGH RISK SUBSTANCE ABUSE -CFIN	CLEAR	4,217.49	TDOA MBIA		4,217.49
2017 544 HIGH RISK SEX OFFENDER -CCP	FIN CLEAR	6,568.33	TDOA		6,568.33
2017 545 GRANT C COMMIT REDUCTION PROFIN	CLEAR	3,385.19			3,385.19
2017 546 JUVENILE PROBATION FUND	FIN CLEAR	97,109.30-	TDOA MBIA		97,109.30-
2017 547 VZCJPD STATE AID GRANT	FIN CLEAR	148,270.80-	TDOA MBIA		148,270.80-
2017 548 VZCJPD PROGRESSIVE SANCTIONS	FIN CLEAR		TDOA MBIA		
2017 549 VZCJPD - GRANT N	FIN CLEAR	11,305.71	TDOA MBIA		11,305.71
2017 550 D A SUPPLEMENTAL FUND	FIN CLEAR	644.11-	TDOA MBIA	4,550.90	3,906.79
2017 551 VOICES - JUV CJD GRANT	FIN CLEAR	3,885.53-	TDOA		3,885.53-
2017 552 ETCOG RESIDENTIAL	FIN CLEAR	1,261.00-			1,261.00-
2017 553 V - JUV PROB POST FUND	FIN CLEAR		TDOA MBIA		
2017 554 GRANT L SECURE FELONY REIMB	FIN CLEAR	665.00-	TDOA		665.00-
2017 555 JUVENILE PROBATION INTEREST	FIN CLEAR	18.40	TDOA MBIA	23,215.79	23,234.19
2017 556 GRANT H-DIVERSION RESIDENTIAL	FIN CLEAR				
2017 557 GRANT I	FIN CLEAR				
2017 558 GRANT S	FIN CLEAR	7,973.35			7,973.35
2017 559 MENTAL IMPAIRMENT CASELOAD	FIN CLEAR	4,505.72	TDOA MBIA		4,505.72
2017 560 SALARY ADJUSTMENT FOR JUV PR	FIN CLEAR	1.33-	TDOA MBIA		1.33-
2017 562 TITLE IV-E FEDERAL FOSTER CAFE	FIN CLEAR		TDOA MBIA		
2017 563 FRUITVALE WATER TDHCA 720076			MBIA		

FUND NAME	CHECKING ACCOUNT	CHECKING AMOUNT	TDOA ACCOUNT	TDOA AMOUNT	FUND TOTAL
2017 564 ICB	FIN CLEAR				
2017 565 INDIGENT DEFENSE GRANT	FIN CLEAR	1,723.05	TDOA	304.26	2,027.31
2017 567 ABATEMENT OFFICER	FIN CLEAR	47,841.35	TDOA		47,841.35
2017 568 TECHNOLOGY RESOURCES	FIN CLEAR	1.50	TDOA		1.50
2017 569 HAVA ELECTION GRANT	FIN CLEAR	6,250.00			6,250.00
2017 570 GOLDEN WATER SUPPLY CORP					
2017 580 D.A. CHECK COLLECTION FUND	FIN CLEAR	9,132.81	TDOA MBIA	10,112.53	19,245.34
2017 591 CONSTABLE #1 TLEOSE FUND	FIN CLEAR	234.37	TDOA MBIA		234.37
2017 592 CONSTABLE #2 TLEOSE FUND	FIN CLEAR	604.68	MBIA		604.68
2017 593 CONSTABLE #3 TLEOSE FUND	FIN CLEAR		MBIA		
2017 594 CONSTABLE #4 TLEOSE FUND	FIN CLEAR	3,515.43	TDOA MBIA		3,515.43
2017 595 SHERIFF TLEOSE FUND	FIN CLEAR	8,561.83	MBIA		8,561.83
2017 596 DA TLEOSE FUND	FIN CLEAR	1,436.88	MBIA		1,436.88
2017 597 VZC COMMISSARY PERSONNEL FUN	FIN CLEAR	2.41-	MBIA		2.41-
2017 598 SHERIFF - CANINE DRUG ACCOUN	FIN CLEAR		MBIA		
2017 600 JUSTICE COURT TECHNOLOGY FUN	FIN CLEAR	5,593.63	TDOA MBIA	20,006.45	25,600.08
2017 601 VZC COURTHOUSE BEAUTIFICATIO	FIN CLEAR				
2017 602 CHILD ADVOCACY	FIN CLEAR	9.08			9.08
2017 800 CONTRIBUTION RELIEF FUND	FIN CLEAR		TDOA	16,082.93	16,082.93
2017 801 HURRICANE RITA - ASSISTANCE	FIN CLEAR		TDOA		
2017 802 VETERAN'S MEMORIAL WALL FUN	FIN CLEAR	.55	TDOA		.55
2017 803 HISTORICAL COMMISSION	FIN CLEAR	9,127.21	TDOA	.16	9,127.37
2017 804 VAN TORNADO-ASSISTANCE	FIN CLEAR	43,988.47-			43,988.47-
2017 805 FEMA - DEC 2015 STORM	FIN CLEAR	470.66	TDOA		470.66
		-----		-----	-----
TOTAL		797,071.46		4,092,937.97	4,890,009.43



CHECK ACCOUNT	CHECK
ACCOUNT BALANCE - FIN CLEAR	304,572.02
ACCOUNT BALANCE - CTY JURY	1,189.00
ACCOUNT BALANCE - ESCROW #1	3,092.49
ACCOUNT BALANCE - ESCROW #2	1,811.97
ACCOUNT BALANCE - ESCROW #3	1,165.47
ACCOUNT BALANCE - ESCROW #4	300.91
ACCOUNT BALANCE - ESCROW #5	800.38
ACCOUNT BALANCE - ESCROW #7	2,463.19
ACCOUNT BALANCE - ESCROW #8	6,157.08
ACCOUNT BALANCE - ESCROW #9	1,014.76
ACCOUNT BALANCE - ESCROW #11	2,808.71
ACCOUNT BALANCE - ESCROW #13	984.17
ACCOUNT BALANCE - ESCROW #14	1,157.70
ACCOUNT BALANCE - ESCROW #15	6,460.47
ACCOUNT BALANCE - ESCROW #16	2,937.96
ACCOUNT BALANCE - ESCROW #17	8,239.53
ACCOUNT BALANCE - ESCROW #18	8,743.95
ACCOUNT BALANCE - ESCROW #19	1,528.74
ACCOUNT BALANCE - ESCROW #22	2,295.24
ACCOUNT BALANCE - ESCROW #24	926.84
ACCOUNT BALANCE - ESCROW #25	525.50
ACCOUNT BALANCE - ESCROW #27	2,913.94
ACCOUNT BALANCE - ESCROW #30	534.76
ACCOUNT BALANCE - ESCROW #31	326.99
ACCOUNT BALANCE - ESCROW #32	1,817.90
ACCOUNT BALANCE - ESCROW #35	201.65
ACCOUNT BALANCE - ESCROW #36	3,113.65
ACCOUNT BALANCE - ESCROW #38	1,962.70
ACCOUNT BALANCE - ESCROW #39	1,472.21
ACCOUNT BALANCE - ESCROW #40	1,419.70
ACCOUNT BALANCE - ESCROW #45	1,674.44
ACCOUNT BALANCE - ESCROW #55	367.84
ACCOUNT BALANCE - ESCROW #58	2,620.63
ACCOUNT BALANCE - ESCROW #60	183.55
ACCOUNT BALANCE - ESCROW #65	2,344.46
ACCOUNT BALANCE - ESCROW #66	1,490.69
ACCOUNT BALANCE - ESCROW #69	5,007.63
ACCOUNT BALANCE - ESCROW #70	1,155.28
ACCOUNT BALANCE - ESCROW #72	4,271.35
ACCOUNT BALANCE - ESCROW #77	2,310.02
ACCOUNT BALANCE - ESCROW #79	353.14
ACCOUNT BALANCE - ESCROW #82	4,021.04
ACCOUNT BALANCE - ESCROW #84	637.76
ACCOUNT BALANCE - ESCROW #86	777.87
ACCOUNT BALANCE - ESCROW #88	4,552.51
ACCOUNT BALANCE - DEBT CL	192,363.47
ACCOUNT BALANCE - PAYCLEAR	200,000.20
<hr/>	
TOTAL	797,071.46
TDOA ACCOUNT	TDOA
ACCOUNT BALANCE - TDOA	3,348,544.58
ACCOUNT BALANCE - MBIA	744,393.39
<hr/>	
TOTAL	4,092,937.97

FUND NAME	***** MONTH TO DATE *****		***** YEAR TO DATE *****	
	REVENUES	EXPENSES	REVENUES	EXPENSES
2017 GENERAL FUND	195,187.08	926,382.44	195,187.08	926,382.44
2017 VZC EMPLOYEE BENEFITS FUND	.00	.00	.00	.00
2017 RESERVE FUNDS	262.99	.00	262.99	.00
2017 SHERIFF FORFEITURE FUND	2.91	.00	2.91	.00
2017 DA FORFEITURE FUND	.00	.00	.00	.00
2017 BUILDING SECURITY FUND	4,267.41	4,074.32	4,267.41	4,074.32
2017 JUSTICE COURT BLDG SECURITY	226.27	183.00	226.27	183.00
2017 DA FORFEITURE FUND	.00	.00	.00	.00
2017 ROAD & BRIDGE - PCT. 1	47,678.09	40,319.29	47,678.09	40,319.29
2017 ROAD & BRIDGE - PCT. 2	61,183.82	38,259.51	61,183.82	38,259.51
2017 ROAD & BRIDGE - PCT. 3	48,189.77	27,627.27	48,189.77	27,627.27
2017 ROAD & BRIDGE - PCT. 4	78,777.24	64,794.35	78,777.24	64,794.35
2017 ROAD & BRIDGE - GEN	.00	3,105.02	.00	3,105.02
2017 COUNTY ROAD FUND - PCT. 1	.00	.00	.00	.00
2017 COUNTY ROAD FUND - PCT. 2	.00	.00	.00	.00
2017 COUNTY ROAD FUND - PCT. 3	.00	.00	.00	.00
2017 COUNTY ROAD FUND - PCT. 4	.00	.00	.00	.00
2017 VICTIM COORDINATOR GRANT	12,937.19	5,312.87	12,937.19	5,312.87
2017 DA FORFEITURE FUND II	13,749.77	1,892.86	13,749.77	1,892.86
2017 CONSTABLE PCT #4 SEIZURE	1.79	.00	1.79	.00
2017 COUNTY LAW LIBRARY FUND	2,850.77	3,677.41	2,850.77	3,677.41
2017 COUNTY FREE LIBRARY	10,408.36	8,200.48	10,408.36	8,200.48
2017 COMMUNITY LIBRARY CONTRIBUTION	.00	.00	.00	.00
2017 DIGITIZE RECORDS	825.88	.00	825.88	.00
2017 SUPPLEMENTAL GUARDIANSHIP	443.56	.00	443.56	.00
2017 COUNTY CHILD ABUSE PREVENTION	41.31	.00	41.31	.00

FUND NAME	***** MONTH TO DATE *****		***** YEAR TO DATE *****	
	REVENUES	EXPENSES	REVENUES	EXPENSES
2017 COURT RELATED PROGRAMS	693.78	.00	693.78	.00
2017 COUNTY & DISTRICT TECH FUND	109.64	.00	109.64	.00
2017 CAPITALCREDITSECONOMICDEVELOP	58.20	.00	58.20	.00
2017 COMBINEDCCOURTTECHNOLOGYFUND	311.17	.00	311.17	.00
2017 CHAPTER 19	.00	.00	.00	.00
2017 COUNTY RECORDS FUND	1,377.28	346.00	1,377.28	346.00
2017 COUNTY CLERK RECORDS FUND	10,891.25	2,731.91	10,891.25	2,731.91
2017 DISTRICT CLERK RECORDS FUND	346.04	.00	346.04	.00
2017 COUNTY CLERK ARCHIVE	9,897.13	.00	9,897.13	.00
2017 CAPTIAL PROJECT W P ANNEX	.00	.00	.00	.00
2017 CAPITAL PROJECT ROADS PCT NO 1	.00	.00	.00	.00
2017 CAPITAL PROJECT ROADS PCT NO 2	.00	.00	.00	.00
2017 CAPITAL PROJECT ROADS PCT NO 3	.00	.00	.00	.00
2017 CAPITAL PROJECT ROADS PCT NO 4	.00	.00	.00	.00
2017 PERMANENT IMPROVEMENT FUND	.00	.00	.00	.00
2017 RIGHT-OF-WAY FUND	.00	.00	.00	.00
2017 TAX ANTICIPATION NOTES	.00	.00	.00	.00
2017 DEBT SERVICE FUND	4,057.14	.00	4,057.14	.00
2017 VZC INDIGENT HEALTH PROGRAM	17,529.22	5,138.67	17,529.22	5,138.67
2017 SOIL CONSERVATION DIST FUND	256.49	.00	256.49	.00
2017 APPELLATE JUSTICE SYSTEM FUND	399.00	1,120.00	399.00	1,120.00
2017 PAYROLL CLEARING ACCOUNT.	.00	.00	.00	.00
2017 GEN FIXED ASSETS ACCOUNT GRP	.00	.00	.00	.00
2017 LONG TERM DEBT GROUP	.00	.00	.00	.00
2017 911 RURAL ADDRESSING PROJECT	.00	.00	.00	.00
2017 VAN ZANDT COUNTY JAIL	183,887.67	137,690.96	183,887.67	137,690.96

FUND NAME	***** MONTH TO DATE *****		***** YEAR TO DATE *****	
	REVENUES	EXPENSES	REVENUES	EXPENSES
2017 VAN ZANDT COUNTY SHERIFF DEPT	204,550.67	205,651.58	204,550.67	205,651.58
2017 CAPITAL MURDER	.05	.00	.05	.00
2017 HOMELAND SECURITY GRANT	.00	.00	.00	.00
2017 LAW ENFORCEMENT BLOCK 2001	.00	.00	.00	.00
2017 LAW ENFORCEMENT BLOCK 2003	.00	.00	.00	.00
2017 HOMELAND SECURITY GRANT P25 CO	.00	.00	.00	.00
2017 MOBILE VIDEO REPLACEMENT GRANT	.00	.00	.00	.00
2017 BULLET PROOF VEST GRANT	.00	.00	.00	.00
2017 BURN JAG GRANT	.00	.00	.00	.00
2017 BYRNE JAG LOCAL GRANT	.00	.00	.00	.00
2017 SOLID WASTE GRANT	.00	.00	.00	.00
2017 MOBILE VIDEO REPLACEMENT GRANT	.00	.00	.00	.00
2017 CAPITAL PROJECT ROADS PCT NO 1	.00	.00	.00	.00
2017 CAPITAL PROJECT ROADS PCT NO 2	.00	.00	.00	.00
2017 CAPITAL PROJECT PCT 3	.00	.00	.00	.00
2017 CAPITAL PROJECT PCT 4	.00	.00	.00	.00
2017 FRUITVALE 2011 TXCDBG 710056	.00	.00	.00	.00
2017 BENWHEELERWSC 71348911131115	.00	.00	.00	.00
2017 LITTLEHOPEMOOREWSC713026081315	.00	.00	.00	.00
2017 PRETRIAL SUPERVISION	5,501.36	2,428.00	6,571.84	5,055.08
2017 COMMUNITY SUP & CORRECTIONS	33,212.69	24,179.44	89,244.69	56,204.70
2017 ADULT PROBATION CIVIL	1,638.04	1,787.30	3,349.04	4,178.37
2017 HIGH RISK SUBSTANCE ABUSE -CCP	.00	1,914.89	7,781.25	4,909.03
2017 HIGH RISK SEX OFFENDER -CCP	.00	2,404.45	12,525.75	6,164.35
2017 GRANT C COMMIT REDUCTION PROG	.00	3,373.30	10,386.00	7,794.80
2017 JUVENILE PROBATION FUND	35,847.83	37,399.88	101,585.12	74,381.41

FUND NAME	***** MONTH TO DATE *****		***** YEAR TO DATE *****	
	REVENUES	EXPENSES	REVENUES	EXPENSES
2017 VZCJPD STATE AID GRANT	5,550.00	20,749.28	35,239.00	41,157.05
2017 VZCJPD PROGRESSIVE SANCTIONS	.00	.00	.00	.00
2017 VZCJPD - GRANT N	.00	5,033.21	16,139.00	8,541.47
2017 D A SUPPLEMENTAL FUND	1.46	713.48	1.46	713.48
2017 VOICES - JUV CJD GRANT	2,763.36	3,079.93	13,899.54	5,843.29
2017 ETCOG RESIDENTIAL	.00	.00	2,800.00	861.00
2017 V - JUV PROB POST FUND	.00	.00	.00	.00
2017 GRANT L SECURE FELONY REIMB	.00	.00	.00	.00
2017 JUVENILE PROBATION INTEREST	8.40	.00	9.14	.00
2017 GRANT H-DIVERSION RESIDENTIAL	.00	.00	.00	.00
2017 GRANT I	.00	.00	.00	.00
2017 GRANT S	.00	743.02	8,902.00	969.66
2017 MENTAL IMPAIRMENT CASELOAD	.00	3,143.19	8,618.00	8,060.21
2017 SALARY ADJUSTMENT FOR JUV PROB	.00	.00	.00	.00
2017 TITLE IV-E FEDERAL FOSTER CARE	.00	.00	.00	.00
2017 FRUITVALE WATER TDHCA 720076	.00	.00	.00	.00
2017 ICB	.00	.00	.00	.00
2017 INDIGENT DEFENSE GRANT	.09	1,995.91	.09	1,995.91
2017 ABATEMENT OFFICER	11,900.00	10,401.68	11,900.00	10,401.68
2017 TECHNOLOGY RESOURCES	.00	.00	.00	.00
2017 HAVA ELECTION GRANT	.00	.00	.00	.00
2017 GOLDEN WATER SUPPLY CORP	.00	.00	.00	.00
2017 D.A. CHECK COLLECTION FUND	197.44	354.20	197.44	354.20
2017 CONSTABLE #1 TLEOSE FUND	.00	.00	.00	.00
2017 CONSTABLE #2 TLEOSE FUND	.00	.00	.00	.00
2017 CONSTABLE #3 TLEOSE FUND	.00	.00	.00	.00

FUND NAME	***** MONTH TO DATE *****		***** YEAR TO DATE *****	
	REVENUES	EXPENSES	REVENUES	EXPENSES
2017 CONSTABLE #4 TLEOSE FUND	.00	.00	.00	.00
2017 SHERIFF TLEOSE FUND	.00	.00	.00	.00
2017 DA TLEOSE FUND	.00	.00	.00	.00
2017 VZC COMMISSARY PERSONNEL FUND	.00	2.41	.00	2.41
2017 SHERIFF - CANINE DRUG ACCOUNT	.00	.00	.00	.00
2017 JUSTICE COURT TECHNOLOGY FUND	939.95	.00	939.95	.00
2017 VZC COURTHOUSE BEAUTIFICATION	.00	.00	.00	.00
2017 CHILD ADVOCACY	.00	.00	.00	.00
2017 CONTRIBUTION RELIEF FUND	.00	.00	.00	.00
2017 HURRICANE RITA - ASSISTANCE	.00	.00	.00	.00
2017 VETERAN'S MEMORIAL WALL FUND	.00	.00	.00	.00
2017 HISTORICAL COMMISSION	.00	.00	.00	.00
2017 VAN TORNADO-ASSISTANCE	40,299.19	40,299.19	40,299.19	40,299.19
2017 FEMA - DEC 2015 STORM	.00	.00	.00	.00
	-----	-----	-----	-----
TOTAL	1,049,258.75	1,636,510.70	1,281,787.44	1,754,395.23

ACCOUNT NAME	BEGINNING CASH BALANCE	CASH RECEIPTS	CASH DISBURSEMENTS	ENDING CASH BALANCE
2017 010 GENERAL FUND				
COINS	1.00	.00	.00	1.00
CASH	125,862.05-	387,389.36	1,343,689.90-	1,082,162.59-
RETURNED CHECK FEES	.00	.00	.00	.00
AMERICAN NATIONAL CASH	.00	.00	.00	.00
VZC JURY CASH CLEARING	1,189.00	760.00	760.00-	1,189.00
VZC CHECKING DEBT SERVICE	.00	.00	.00	.00
PETTY CASH COLLECTION-PCT. 1	100.00	.00	.00	100.00
PETTY CASH-CTY CLERK	500.00	.00	.00	500.00
PETTY CASH-DIST CLERK	400.00	.00	.00	400.00
COUNTY COURT JURY CASH	.00	.00	.00	.00
DISTRICT COURT JURY CASH	.00	.00	.00	.00
PETTY CASH-JP #1	200.00	.00	.00	200.00
PETTY CASH-JP #2	200.00	.00	.00	200.00
PETTY CASH - JP#4	200.00	.00	.00	200.00
PETTY CASH-SHERIFF	200.00	.00	.00	200.00
PETTY CASH-TAX COLLECTOR	3,000.00	.00	.00	3,000.00
PETTY CASH - TAX COLL (BOAT)	.00	.00	.00	.00
PETTY CASH-TAX (BOAT CK ACCT)	2.70	.00	.00	2.70
TIME DEPOSIT ON ACCOUNT	145.87	5.43	.00	151.30
MBIA MUNCIPIPAL INVESTORS SERV	.00	.00	.00	.00
FUND TOTALS	119,723.48-	388,154.79	1,344,449.90-	1,076,018.59-
2017 011 VZC EMPLOYEE BENEFITS FUND				
VZC BENEFIT RESERVE	.00	.00	.00	.00
CLAIMS CLEARING ACCOUNT	.00	.00	.00	.00
INTER ACCOUNT CLEARING TRANSFE	.00	.00	.00	.00
FUND TOTALS	.00	.00	.00	.00
2017 012 RESERVE FUNDS				
CASH	.00	.00	.00	.00
TIME DEPOSIT ON ACCOUNT	544.89	.17	.00	545.06
MBIA MUNICIPAL INVESTORS SERV	221.61	262.82	.00	484.43
FUND TOTALS	766.50	262.99	.00	1,029.49
2017 015 SHERIFF FORFEITURE FUND				
CASH	18,572.93	.00	.00	18,572.93
AMERICAN NATIONAL CASH	.00	.00	.00	.00
CASH-OTHER	.00	.00	.00	.00
TIME DEPOSIT ON ACCOUNT	9,028.11	2.91	.00	9,031.02
MBIA MUNICIPAL INVESTORS SERV	.00	.00	.00	.00
FUND TOTALS	27,601.04	2.91	.00	27,603.95
2017 016 DA FORFEITURE FUND				
CASH	.00	.00	.00	.00
D. A. ESCROW/BART ROGERS	3,092.49	.00	.00	3,092.49
D. A. ESCROW/HURST-LANE	1,811.97	.00	.00	1,811.97
D. A. ESCROW/CALE	1,165.47	.00	.00	1,165.47
D. A. ESCROW/HALL	300.91	.00	.00	300.91
D. A. ESCROW/RANDALL MOORE	800.38	.00	.00	800.38
D. A. ESCROW/	.00	.00	.00	.00
D. A. ESCROW/DALTON KING	2,463.19	.00	.00	2,463.19
D. A. ESCROW/TONY KHAMPA	6,157.08	.00	.00	6,157.08
D. A. ESCROW/STANLEY CRAVEN	1,014.76	.00	.00	1,014.76
D. A. ESCROW/	.00	.00	.00	.00
D. A. ESCROW/CULPEPPER	2,808.71	.00	.00	2,808.71

ACCOUNT NAME	BEGINNING	CASH		ENDING
	CASH BALANCE	RECEIPTS	DISBURSEMENTS	CASH BALANCE
D. A. ESCROW/	.00	.00	.00	.00
D. A. ESCROW/	.00	.00	.00	.00
D. A. ESCROW/	.00	.00	.00	.00
D. A. ESCROW/	.00	.00	.00	.00
D. A. ESCROW/	.00	.00	.00	.00
D. A. ESCROW/RODERICK LANDON	8,239.53	.00	.00	8,239.53
D. A. ESCROW/LARRY C. STANFORD	8,743.95	.00	.00	8,743.95
D. A. ESCROW/ROY A. PETERSON	1,528.74	.00	.00	1,528.74
D. A. ESCROW/	.00	.00	.00	.00
D. A. ESCROW/	.00	.00	.00	.00
D. A. ESCROW/JERRY WHITE, JR.	2,295.24	.00	.00	2,295.24
D. A. ESCROW/	.00	.00	.00	.00
D. A. ESCROW/	926.84	.00	.00	926.84
D. A. ESCROW/JAMES F CLINTON	525.50	.00	.00	525.50
D. A. ESCROW/	.00	.00	.00	.00
D. A. ESCROW/HEREDIA	2,913.94	.00	.00	2,913.94
D. A. ESCROW/	.00	.00	.00	.00
D. A. ESCROW/	.00	.00	.00	.00
D. A. ESCROW/A. RIOS	534.76	.00	.00	534.76
D. A. ESCROW/G. CAMARILLO	326.99	.00	.00	326.99
D. A. ESCROW/	1,817.90	.00	.00	1,817.90
D. A. ESCROW/	.00	.00	.00	.00
D. A. ESCROW/	.00	.00	.00	.00
D. A. ESCROW/DESARAE DAVIS	201.65	.00	.00	201.65
D. A. ESCROW/ROLAND & PLATT	3,113.65	.00	.00	3,113.65
D. A. ESCROW/	.00	.00	.00	.00
D. A. ESCROW/	1,962.70	.00	.00	1,962.70
D. A. ESCROW/RODNEY ROSS	1,472.21	.00	.00	1,472.21
D. A. ESCROW/POTTROFF	1,419.70	.00	.00	1,419.70
D. A. ESCROW/	.00	.00	.00	.00
D. A. ESCROW/	.00	.00	.00	.00
D. A. ESCROW/	.00	.00	.00	.00
D. A. ESCROW/	.00	.00	.00	.00
D. A. ESCROW/	.00	.00	.00	.00
D. A. ESCROW/	.00	.00	.00	.00
D. A. ESCROW/	.00	.00	.00	.00
D. A. ESCROW/	.00	.00	.00	.00
D. A. ESCROW/	.00	.00	.00	.00
D. A. ESCROW/	.00	.00	.00	.00
D. A. ESCROW/DOUG MILLER	367.84	.00	.00	367.84
D. A. ESCROW/	.00	.00	.00	.00
D. A. ESCROW/	.00	.00	.00	.00
D. A. ESCROW/BRIAN BOWERS	2,620.63	.00	.00	2,620.63
D. A. ESCROW/	.00	.00	.00	.00
D. A. ESCROW/SANDRA HOLDER	183.55	.00	.00	183.55
D. A. ESCROW/	.00	.00	.00	.00
D. A. ESCROW/	.00	.00	.00	.00
D. A. ESCROW/	.00	.00	.00	.00
D. A. ESCROW/	.00	.00	.00	.00
D. A. ESCROW/	.00	.00	.00	.00
D. A. ESCROW/	.00	.00	.00	.00
D. A. ESCROW/	.00	.00	.00	.00
D. A. ESCROW/	2,344.46	.00	.00	2,344.46
D. A. ESCROW/	1,490.69	.00	.00	1,490.69
D. A. ESCROW/	.00	.00	.00	.00
D. A. ESCROW/	.00	.00	.00	.00



ACCOUNT NAME	BEGINNING CASH BALANCE	CASH RECEIPTS	CASH DISBURSEMENTS	ENDING CASH BALANCE
D. A. ESCROW/JOHN H TUCKER	5,007.63	.00	.00	5,007.63
D. A. ESCROW/BOWERS	1,155.28	.00	.00	1,155.28
D. A. ESCROW/	.00	.00	.00	.00
D. A. ESCROW/BILLINGTON	4,271.35	.00	.00	4,271.35
D. A. ESCROW/	.00	.00	.00	.00
D. A. ESCROW/	.00	.00	.00	.00
D. A. ESCROW/	.00	.00	.00	.00
D. A. ESCROW/	.00	.00	.00	.00
D. A. ESCROW/CALVERT WILSON	2,310.02	.00	.00	2,310.02
D. A. ESCROW/	.00	.00	.00	.00
D. A. ESCROW/WALTER MAYS	353.14	.00	.00	353.14
D. A. ESCROW/	.00	.00	.00	.00
D. A. ESCROW/	.00	.00	.00	.00
D. A. ESCROW/GONZALES	4,021.04	.00	.00	4,021.04
D. A. ESCROW/	.00	.00	.00	.00
D. A. ESCROW/JASMINE GONZALEZ	637.76	.00	.00	637.76
D. A. ESCROW/	.00	.00	.00	.00
D. A. ESCROW/TAVARCHIE HARDING	777.87	.00	.00	777.87
D. A. ESCROW/	.00	.00	.00	.00
D. A. ESCROW/MICHAEL WOOD	4,552.51	.00	.00	4,552.51
TIME DEPOSIT ON ACCOUNT	.00	.00	.00	.00
MBIA MUNICIPAL INVESTORS SERV	.00	.00	.00	.00
FUND TOTALS	85,732.03	.00	.00	85,732.03
2017 017 BUILDING SECURITY FUND				
CASH	3,704.73	4,267.41	4,074.32-	3,897.82
TIME DEPOSIT ON ACCOUNT	.00	.00	.00	.00
MBIA MUNICIPAL INVESTORS SERV	.00	.00	.00	.00
FUND TOTALS	3,704.73	4,267.41	4,074.32-	3,897.82
2017 018 JUSTICE COURT BLDG SECURITY				
CASH	8,055.83	226.27	118.00-	8,164.10
TIME DEPOSIT ON ACCOUNT	.00	.00	.00	.00
FUND TOTALS	8,055.83	226.27	118.00-	8,164.10
2017 019 DA FORFEITURE FUND				
CASH	.00	.00	.00	.00
D. A. ESCROW/	.00	.00	.00	.00
D. A. ESCROW/	.00	.00	.00	.00
D. A. ESCROW/	.00	.00	.00	.00
D. A. ESCROW/	.00	.00	.00	.00
D. A. ESCROW/	.00	.00	.00	.00
D. A. ESCROW/	.00	.00	.00	.00
D. A. ESCROW/	.00	.00	.00	.00
D. A. ESCROW/	.00	.00	.00	.00
D. A. ESCROW/	.00	.00	.00	.00
D. A. ESCROW/	.00	.00	.00	.00
D. A. ESCROW/	.00	.00	.00	.00
D. A. ESCROW/	.00	.00	.00	.00
D. A. ESCROW/	.00	.00	.00	.00
D. A. ESCROW/	.00	.00	.00	.00
D. A. ESCROW/	.00	.00	.00	.00
D. A. ESCROW/BECKY SNELL	984.17	.00	.00	984.17
D. A. ESCROW/APOLONIO CAZAREZ	1,157.70	.00	.00	1,157.70
D. A. ESCROW/MARIE WALL	6,460.47	.00	.00	6,460.47
D. A. ESCROW/RICHARD SMITTY	2,937.96	.00	.00	2,937.96
D. A. ESCROW/	.00	.00	.00	.00
D. A. ESCROW/	.00	.00	.00	.00
D. A. ESCROW/	.00	.00	.00	.00
D. A. ESCROW/	.00	.00	.00	.00
D. A. ESCROW/	.00	.00	.00	.00



ACCOUNT NAME	BEGINNING CASH BALANCE	CASH RECEIPTS	CASH DISBURSEMENTS	ENDING CASH BALANCE
D. A. ESCROW/	.00	.00	.00	.00
D. A. ESCROW/	.00	.00	.00	.00
D. A. ESCROW/	.00	.00	.00	.00
D. A. ESCROW/	.00	.00	.00	.00
D. A. ESCROW/	.00	.00	.00	.00
D. A. ESCROW/	.00	.00	.00	.00
D. A. ESCROW/	.00	.00	.00	.00
D. A. ESCROW/	.00	.00	.00	.00
D. A. ESCROW/	.00	.00	.00	.00
D. A. ESCROW/	.00	.00	.00	.00
D. A. ESCROW/	.00	.00	.00	.00
TIME DEPOSIT ON ACCOUNT	.00	.00	.00	.00
MBIA MUNICIPAL INVESTORS SERV	.00	.00	.00	.00
FUND TOTALS	13,214.74	.00	.00	13,214.74
2017 021 ROAD & BRIDGE - PCT. 1				
CASH	103,366.65	97,595.13	62,758.26-	138,203.52
TIME DEPOSIT ON ACCOUNT	271,560.29	82.96	50,000.00-	221,643.25
MBIA MUNICIPAL INVESTORS SERV	3.42	.00	.00	3.42
FUND TOTALS	374,930.36	97,678.09	112,758.26-	359,850.19
2017 022 ROAD & BRIDGE - PCT. 2				
CASH	729,944.40	361,212.68	427,522.59-	663,634.49
TIME DEPOSIT ON ACCOUNT	974,613.50	282.48	300,000.00-	674,895.98
MBIA MUNICIPAL INVESTORS SERV	388.897.38	10.14	.00	388.907.52
FUND TOTALS	2,093,455.28	361,505.30	727,522.59-	1,727,437.99
2017 023 ROAD & BRIDGE - PCT. 3				
CASH	108,136.18	148,087.02	104,842.72-	151,380.48
TIME DEPOSIT ON ACCOUNT	351,466.44	102.75	100,000.00-	251,569.19
MBIA MUNICIPAL INVESTORS SERV	.65	.00	.00	.65
FUND TOTALS	459,603.27	148,189.77	204,842.72-	402,950.32
2017 024 ROAD & BRIDGE - PCT. 4				
CASH	47,751.10	104,036.87	95,793.58-	55,994.39
TIME DEPOSIT ON ACCOUNT	50,800.78	13.71	25,000.00-	25,814.49
MBIA MUNICIPAL INVESTORS SERV	109,294.16	76.66	.00	109.370.82
FUND TOTALS	207,846.04	104,127.24	120,793.58-	191,179.70
2017 026 ROAD & BRIDGE - GEN				
CASH	2,489.50-	.00	3,105.02-	5,594.52-
TIME DEPOSIT ON ACCOUNT	.00	.00	.00	.00
MBIA MUNICIPAL INVESTORS SERV	.00	.00	.00	.00
FUND TOTALS	2,489.50-	.00	3,105.02-	5,594.52-
2017 031 COUNTY ROAD FUND - PCT. 1				
CASH	3,488.72	.00	.00	3,488.72
TIME DEPOSIT ON ACCOUNT	2,000.00	.00	.00	2,000.00
MBIA MUNICIPAL INVESTORS SERV	.00	.00	.00	.00
FUND TOTALS	5,488.72	.00	.00	5,488.72
2017 032 COUNTY ROAD FUND - PCT. 2				
CASH	434.00-	.00	.00	434.00-
TIME DEPOSIT ON ACCOUNT	.00	.00	.00	.00
MBIA MUNICIPAL INVESTORS SERV	.00	.00	.00	.00
FUND TOTALS	434.00-	.00	.00	434.00-
2017 033 COUNTY ROAD FUND - PCT. 3				
CASH	.00	.00	.00	.00

ACCOUNT NAME	BEGINNING CASH BALANCE	CASH RECEIPTS	CASH DISBURSEMENTS	ENDING CASH BALANCE
TIME DEPOSIT ON ACCOUNT	.00	.00	.00	.00
MBIA MUNICIPAL INVESTORS SERV	.00	.00	.00	.00
FUND TOTALS	.00	.00	.00	.00
2017 034 COUNTY ROAD FUND - PCT. 4				
CASH	.00	.00	.00	.00
TIME DEPOSIT ON ACCOUNT	.00	.00	.00	.00
MBIA MUNICIPAL INVESTORS SERV	.00	.00	.00	.00
FUND TOTALS	.00	.00	.00	.00
2017 035 VICTIM COORDINATOR GRANT				
CASH	14,127.52-	12,937.19	5,426.74-	6,617.07-
TIME DEPOSIT ON ACCOUNT	.00	.00	.00	.00
MBIA MUNICIPAL INVESTORS SERV	.00	.00	.00	.00
FUND TOTALS	14,127.52-	12,937.19	5,426.74-	6,617.07-
2017 036 DA FORFEITURE FUND II				
CASH	14,097.24	13,725.00	2,317.86-	25,504.38
TIME DEPOSIT ON ACCOUNT	76,719.92	24.77	.00	76,744.69
MBIA MUNICIPAL INVESTORS SERV	.00	.00	.00	.00
FUND TOTALS	90,817.16	13,749.77	2,317.86-	102,249.07
2017 037 CONSTABLE PCT #4 SEIZURE				
CASH	1,357.34	.00	.00	1,357.34
TIME DEPOSIT ON ACCOUNT	5,570.10	1.79	.00	5,571.89
MBIA MUNICIPAL INVESTORS SERV	.00	.00	.00	.00
FUND TOTALS	6,927.44	1.79	.00	6,929.23
2017 040 COUNTY LAW LIBRARY FUND				
CASH	1,960.11	2,835.00	2,656.00-	2,139.11
TIME DEPOSIT ON ACCOUNT	48,843.89	15.77	.00	48,859.66
MBIA MUNICIPAL INVESTORS SERV	.00	.00	.00	.00
FUND TOTALS	50,804.00	2,850.77	2,656.00-	50,998.77
2017 042 COUNTY FREE LIBRARY				
CASH	33,832.18	10,408.36	8,147.57-	36,092.97
TIME DEPOSIT ON ACCOUNT	.00	.00	.00	.00
MBIA MUNICIPAL INVESTORS SERV	.00	.00	.00	.00
FUND TOTALS	33,832.18	10,408.36	8,147.57-	36,092.97
2017 043 COMMUNITY LIBRARY CONTRIBUTION				
CASH	407.10	.00	.00	407.10
TIME DEPOSIT ON ACCOUNT	.00	.00	.00	.00
MBIA MUNICIPAL INVESTORS SERV	.00	.00	.00	.00
FUND TOTALS	407.10	.00	.00	407.10
2017 047 DIGITIZE RECORDS				
CASH	6,360.80	810.00	.00	7,170.80
TIME DEPOSIT ON ACCOUNT	49,192.13	15.88	.00	49,208.01
MBIA	.00	.00	.00	.00
FUND TOTALS	55,552.93	825.88	.00	56,378.81
2017 048 SUPPLEMENTAL GUARDIANSHIP				
CASH	12,998.28	440.00	.00	13,438.28
TEXPOOL	11,040.48	3.56	.00	11,044.04
FUND TOTALS	24,038.76	443.56	.00	24,482.32
2017 049 COUNTY CHILD ABUSE PREVENTION				
CASH	4,278.16	41.31	.00	4,319.47

ACCOUNT NAME	BEGINNING CASH BALANCE	CASH RECEIPTS	CASH DISBURSEMENTS	ENDING CASH BALANCE
TIME DEPOSIT ON ACCOUNT	1.83	.00	.00	1.83
FUND TOTALS	4,279.99	41.31	.00	4,321.30
2017 050 COURT RELATED PROGRAMS				
CASH	5,520.89	690.87	.00	6,211.76
TIME DEPOSIT ON ACCOUNT	9,031.09	2.91	.00	9,034.00
MBIA MUNICIPAL INVESTORS SERV	.00	.00	.00	.00
FUND TOTALS	14,551.98	693.78	.00	15,245.76
2017 052 COUNTY & DISTRICT TECH FUND				
CASH	6,064.20	109.64	.00	6,173.84
TIME DEPOSIT ON ACCOUNT	.00	.00	.00	.00
MBIA	.00	.00	.00	.00
FUND TOTALS	6,064.20	109.64	.00	6,173.84
2017 053 CAPITALCREDITSECONOMICDEVELOP				
CASH	5,810.22	.00	.00	5,810.22
TIME DEPOSIT ON ACCOUNT	180,222.19	58.20	.00	180,280.39
FUND TOTALS	186,032.41	58.20	.00	186,090.61
2017 054 COMBINEDCCOURTTECHNOLOGYFUND				
CASH	5,022.71	305.00	.00	5,327.71
TIME DEPOSIT ON ACCOUNT	19,126.43	6.17	.00	19,132.60
MBIA MUNICIPAL INVESTORS SERV	.00	.00	.00	.00
FUND TOTALS	24,149.14	311.17	.00	24,460.31
2017 055 CHAPTER 19				
TIME DEPOSIT ON ACCOUNT	1,327.25-	.00	.00	1,327.25-
MBIA	.00	.00	.00	.00
FUND TOTALS	1,327.25-	.00	.00	1,327.25-
2017 056 COUNTY RECORDS FUND				
CASH	16,096.87	1,355.45	376.00-	17,076.32
TIME DEPOSIT ON ACCOUNT	67,607.37	21.83	.00	67,629.20
MBIA MUNICIPAL INVESTORS SERV	.00	.00	.00	.00
FUND TOTALS	83,704.24	1,377.28	376.00-	84,705.52
2017 057 COUNTY CLERK RECORDS FUND				
CASH	12,085.67	10,864.56	6,534.00-	16,416.23
TIME DEPOSIT ON ACCOUNT	82,653.30	26.69	.00	82,679.99
MBIA MUNICIPAL INVESTORS SERV	.00	.00	.00	.00
FUND TOTALS	94,738.97	10,891.25	6,534.00-	99,096.22
2017 058 DISTRICT CLERK RECORDS FUND				
CASH	13,358.65	337.90	.00	13,696.55
TIME DEPOSIT ON ACCOUNT	25,209.18	8.14	.00	25,217.32
FUND TOTALS	38,567.83	346.04	.00	38,913.87
2017 059 COUNTY CLERK ARCHIVE				
CASH	21,355.25	34,819.00	.00	56,174.25
TIME DEPOSIT ON ACCOUNT	250,260.22	78.13	25,000.00-	225,338.35
FUND TOTALS	271,615.47	34,897.13	25,000.00-	281,512.60
2017 060 CAPTIAL PROJECT W P ANNEX				
CASH	.00	.00	.00	.00
TIME DEPOSIT ON ACCOUNT	.00	.00	.00	.00

ACCOUNT NAME	BEGINNING CASH BALANCE	CASH RECEIPTS	CASH DISBURSEMENTS	ENDING CASH BALANCE
MBIA MUNICIPAL INVESTOR SERVIC	.00	.00	.00	.00
FUND TOTALS	.00	.00	.00	.00
2017 061 CAPITAL PROJECT ROADS PCT NO 1				
CASH	171.63	.00	.00	171.63
TIME DEPOSIT ON ACCOUNT	.00	.00	.00	.00
MBIA MUNICIPAL INVESTOR SERVIC	.00	.00	.00	.00
FUND TOTALS	171.63	.00	.00	171.63
2017 062 CAPITAL PROJECT ROADS PCT NO 2				
CASH	.00	.00	.00	.00
TIME DEPOSIT ON ACCOUNT	.00	.00	.00	.00
MBIA MUNICIPAL INVESTORS SER	.00	.00	.00	.00
FUND TOTALS	.00	.00	.00	.00
2017 063 CAPITAL PROJECT ROADS PCT NO 3				
CASH	.00	.00	.00	.00
TIME DEPOSIT ON ACCOUNT	.00	.00	.00	.00
MBIA MUNICIPAL INVESTORS SERV	.00	.00	.00	.00
FUND TOTALS	.00	.00	.00	.00
2017 064 CAPITAL PROJECT ROADS PCT NO 4				
CASH	.00	.00	.00	.00
TIME DEPOSIT ON ACCOUNT	.00	.00	.00	.00
MBIA MUNICIPAL INVESTORS SERV	.00	.00	.00	.00
FUND TOTALS	.00	.00	.00	.00
2017 070 PERMANENT IMPROVEMENT FUND				
CASH	.00	.00	.00	.00
TIME DEPOSIT ON ACCOUNT	.00	.00	.00	.00
MBIA MUNICIPAL INVESTORS SERV	.00	.00	.00	.00
FUND TOTALS	.00	.00	.00	.00
2017 075 RIGHT-OF-WAY FUND				
CASH	118.09	.00	.00	118.09
TIME DEPOSIT ON ACCOUNT	.00	.00	.00	.00
MBIA MUNICIPAL INVESTORS SERV	.00	.00	.00	.00
FUND TOTALS	118.09	.00	.00	118.09
2017 084 TAX ANTICIPATION NOTES				
CASH	24.23	.00	.00	24.23
TIME DEPOSIT ON ACCOUNT	.00	.00	.00	.00
MBIA	.00	.00	.00	.00
FUND TOTALS	24.23	.00	.00	24.23
2017 085 DEBT SERVICE FUND				
CASH	188,683.68	3,679.79	.00	192,363.47
TIME DEPOSIT ON ACCOUNT	635,271.04	205.18	.00	635,476.22
MBIA MUNICIPAL INVESTORS SERV	245,454.38	172.17	.00	245,626.55
FUND TOTALS	1,069,409.10	4,057.14	.00	1,073,466.24
2017 087 VZC INDIGENT HEALTH PROGRAM				
CASH	90,608.66	17,529.22	5,067.23-	103,070.65
TIME DEPOSIT ON ACCOUNT	.00	.00	.00	.00
MBIA MUNICIPAL INVESTORS SERV	.00	.00	.00	.00
FUND TOTALS	90,608.66	17,529.22	5,067.23-	103,070.65
2017 088 SOIL CONSERVATION DIST FUND				
CASH	242.01	250.00	.00	492.01

ACCOUNT NAME	BEGINNING CASH BALANCE	CASH RECEIPTS	CASH DISBURSEMENTS	ENDING CASH BALANCE
TIME DEPOSIT ON ACCOUNT	20,099.00	6.49	.00	20,105.49
MBIA MUNICIPAL INVESTORS SERV	.00	.00	.00	.00
FUND TOTALS	20,341.01	256.49	.00	20,597.50
2017 090 APPELLATE JUSTICE SYSTEM FUND				
CASH	1,090.35	399.00	1,120.00-	369.35
TIME DEPOSIT ON ACCOUNT	.00	.00	.00	.00
MBIA MUNICIPAL INVESTORS SERV	.00	.00	.00	.00
FUND TOTALS	1,090.35	399.00	1,120.00-	369.35
2017 095 PAYROLL CLEARING ACCOUNT.				
CASH	200,000.20	.00	.00	200,000.20
MBIA MUNICIPAL INVESTORS SERV	.00	.00	.00	.00
FUND TOTALS	200,000.20	.00	.00	200,000.20
2017 096 GEN FIXED ASSETS ACCOUNT GRP				
MBIA MUNICIPAL INVESTORS SERV	.00	.00	.00	.00
FUND TOTALS	.00	.00	.00	.00
2017 097 LONG TERM DEBT GROUP				
MBIA MUNICIPAL INVESTORS SERV	.00	.00	.00	.00
FUND TOTALS	.00	.00	.00	.00
2017 130 911 RURAL ADDRESSING PROJECT				
CASH	.00	.00	.00	.00
TIME DEPOSIT ON ACCOUNT	.00	.00	.00	.00
MBIA MUNICIPAL INVESTORS SERV	.00	.00	.00	.00
OTHER CASH - 916055 B OF VZ	.00	.00	.00	.00
FUND TOTALS	.00	.00	.00	.00
2017 131 VAN ZANDT COUNTY JAIL				
CASH	27,922.68	184,306.19	169,859.92-	42,368.95
MEDICARE PAYABLE	.00	.00	.00	.00
VOUCHERS PAYABLE	.00	.00	.00	.00
TIME DEPOSIT ON ACCOUNT	.00	.00	.00	.00
MBIA MUNICIPAL INVESTORS SERV	.00	.00	.00	.00
FUND TOTALS	27,922.68	184,306.19	169,859.92-	42,368.95
2017 132 VAN ZANDT COUNTY SHERIFF DEPT				
CASH	30,607.51-	204,550.67	201,030.59-	27,087.43-
TIME DEPOSIT ON ACCOUNT	.00	.00	.00	.00
MBIA MUNICIPAL INVESTORS SERV	.00	.00	.00	.00
FUND TOTALS	30,607.51-	204,550.67	201,030.59-	27,087.43-
2017 135 CAPITAL MURDER				
CASH	.00	.00	.00	.00
TEXPOOL	184.12	.05	.00	184.17
FUND TOTALS	184.12	.05	.00	184.17
2017 136 HOMELAND SECURITY GRANT				
CASH	1,990.01	.00	.00	1,990.01
TIME DEPOSIT ON ACCOUNT	.00	.00	.00	.00
FUND TOTALS	1,990.01	.00	.00	1,990.01
2017 137 LAW ENFORCEMENT BLOCK 2001				
CASH	.00	.00	.00	.00
TIME DEPOSIT ON ACCOUNT	.00	.00	.00	.00

ACCOUNT NAME	BEGINNING CASH BALANCE	CASH RECEIPTS	CASH DISBURSEMENTS	ENDING CASH BALANCE
MBIA MUNICIPAL INVESTORS SERV	.00	.00	.00	.00
FUND TOTALS	.00	.00	.00	.00
2017 138 LAW ENFORCEMENT BLOCK 2003				
CASH	.00	.00	.00	.00
TIME DEPOSIT ON ACCOUNT	.00	.00	.00	.00
MBIA MUNICIPAL INVESTORS SERV	.00	.00	.00	.00
FUND TOTALS	.00	.00	.00	.00
2017 139 HOMELAND SECURITY GRANT P25 CO				
CASH	2,293.00-	.00	.00	2,293.00-
TIME DEPOSIT ON ACCOUNT	.00	.00	.00	.00
MBIA MUNICIPAL INVESTORS SERV	.00	.00	.00	.00
FUND TOTALS	2,293.00-	.00	.00	2,293.00-
2017 140 MOBILE VIDEO REPLACEMENT GRANT				
CASH	.00	.00	.00	.00
TDOA	.00	.00	.00	.00
FUND TOTALS	.00	.00	.00	.00
2017 141 BULLET PROOF VEST GRANT				
CASH	5,430.50-	.00	.00	5,430.50-
TIME DEPOSIT ON ACCOUNT	.00	.00	.00	.00
MBIA MUNICIPAL INVESTORS SERV	.00	.00	.00	.00
FUND TOTALS	5,430.50-	.00	.00	5,430.50-
2017 142 BURN JAG GRANT				
CASH	.00	.00	.00	.00
TIME DEPOSIT ON ACCOUNT	.00	.00	.00	.00
FUND TOTALS	.00	.00	.00	.00
2017 143 BYRNE JAG LOCAL GRANT				
CASH	.00	.00	.00	.00
TIME DEPOSIT ON ACCOUNT	.00	.00	.00	.00
FUND TOTALS	.00	.00	.00	.00
2017 145 SOLID WASTE GRANT				
CASH	203.03	.00	.00	203.03
TIME DEPOSIT ON ACCOUNT	.00	.00	.00	.00
FUND TOTALS	203.03	.00	.00	203.03
2017 147 MOBILE VIDEO REPLACEMENT GRANT				
CASH	.00	.00	.00	.00
TDOA	.00	.00	.00	.00
FUND TOTALS	.00	.00	.00	.00
2017 261 CAPITAL PROJECT ROADS PCT NO 1				
CASH	7.84	.00	.00	7.84
TIME DEPOSIT ON ACCOUNT	.00	.00	.00	.00
FUND TOTALS	7.84	.00	.00	7.84
2017 262 CAPITAL PROJECT ROADS PCT NO 2				
CASH	1.34	.00	.00	1.34
TIME DEPOSIT ON ACCOUNT	.00	.00	.00	.00
FUND TOTALS	1.34	.00	.00	1.34
2017 263 CAPITAL PROJECT PCT 3				
CASH	.00	.00	.00	.00



ACCOUNT NAME	BEGINNING CASH BALANCE	CASH RECEIPTS	CASH DISBURSEMENTS	ENDING CASH BALANCE
TIME DEPOSIT ON ACCOUNT	.00	.00	.00	.00
FUND TOTALS	.00	.00	.00	.00
2017 264 CAPITAL PROJECT PCT 4				
CASH	.00	.00	.00	.00
TIME DEPOSIT ON ACCOUNT	.00	.00	.00	.00
FUND TOTALS	.00	.00	.00	.00
2017 400 FRUITVALE 2011 TXCDBG 710056				
CASH	.00	.00	.00	.00
WATER GRANT CASH	.00	.00	.00	.00
FUND TOTALS	.00	.00	.00	.00
2017 401 BENWHEELERWSC 71348911131115				
FUND TOTALS	.00	.00	.00	.00
2017 402 LITTLEHOPEMOOREWSC713026081315				
FUND TOTALS	.00	.00	.00	.00
2017 540 PRETRIAL SUPERVISION				
CASH	45,774.16	5,469.00	3,184.34-	48,058.82
TDOA	100,215.11	32.36	.00	100,247.47
FUND TOTALS	145,989.27	5,501.36	3,184.34-	148,306.29
2017 541 COMMUNITY SUP & CORRECTIONS				
CASH	81,535.24	33,149.01	36,062.52-	78,621.73
PETTY CASH	100.00	.00	.00	100.00
TIME DEPOSIT ON ACCOUNT	259,099.70	83.68	.00	259,183.38
MBIA MUNICIPAL INVESTORS SERV	.00	.00	.00	.00
FUND TOTALS	340,734.94	33,232.69	36,062.52-	337,905.11
2017 542 ADULT PROBATION CIVIL				
CASH	63,774.05	1,550.00	2,605.40-	62,718.65
TDOA	272,594.53	88.04	.00	272,682.57
MBIA	.00	.00	.00	.00
FUND TOTALS	336,368.58	1,638.04	2,605.40-	335,401.22
2017 543 HIGH RISK SUBSTANCE ABUSE -CCP				
CASH	7,308.65	.00	3,091.16-	4,217.49
TIME DEPOSIT ON ACCOUNT	.00	.00	.00	.00
MBIA MUNICIPAL INVESTORS SERV	.00	.00	.00	.00
FUND TOTALS	7,308.65	.00	3,091.16-	4,217.49
2017 544 HIGH RISK SEX OFFENDER -CCP				
CASH	10,449.89	.00	3,881.56-	6,568.33
TIME DEPOSIT ON ACCOUNT	.00	.00	.00	.00
MBIA MUNICIPAL INVESTORS SERV	.00	.00	.00	.00
FUND TOTALS	10,449.89	.00	3,881.56-	6,568.33
2017 545 GRANT C COMMIT REDUCTION PROG				
CASH	8,227.98	.00	4,842.79-	3,385.19
FUND TOTALS	8,227.98	.00	4,842.79-	3,385.19
2017 546 JUVENILE PROBATION FUND				
CASH	85,141.09-	36,031.83	48,000.04-	97,109.30-
TIME DEPOSIT ON ACCOUNT	.00	.00	.00	.00
MBIA MUNICIPAL INVESTORS SERV	.00	.00	.00	.00

ACCOUNT NAME	BEGINNING CASH BALANCE	CASH RECEIPTS	CASH DISBURSEMENTS	ENDING CASH BALANCE
FUND TOTALS	85,141.09-	36,031.83	48,000.04-	97,109.30-
2017 547 VZCJPD STATE AID GRANT				
CASH	124,886.36-	5,550.00	28,934.44-	148,270.80-
TIME DEPOSIT ON ACCOUNT	.00	.00	.00	.00
MBIA MUNICIPAL INVESTORS SERV	.00	.00	.00	.00
FUND TOTALS	124,886.36-	5,550.00	28,934.44-	148,270.80-
2017 548 VZCJPD PROGRESSIVE SANCTIONS				
CASH	.00	.00	.00	.00
TIME DEPOSIT ON ACCOUNT	.00	.00	.00	.00
MBIA MUNICIPAL INVESTORS SERV	.00	.00	.00	.00
FUND TOTALS	.00	.00	.00	.00
2017 549 VZCJPD - GRANT N				
CASH	17,453.33	.00	6,147.62-	11,305.71
TIME DEPOSIT ON ACCOUNT	.00	.00	.00	.00
MBIA MUNICIPAL INVESTORS SERV	.00	.00	.00	.00
FUND TOTALS	17,453.33	.00	6,147.62-	11,305.71
2017 550 D A SUPPLEMENTAL FUND				
CASH	69.37	.00	713.48-	644.11-
TIME DEPOSIT ON ACCOUNT	4,549.44	1.46	.00	4,550.90
MBIA MUNICIPAL INVESTORS SERV	.00	.00	.00	.00
FUND TOTALS	4,618.81	1.46	713.48-	3,906.79
2017 551 VOICES - JUV CJD GRANT				
VOICES - CJD JUV GRANT	2,743.44-	3,033.36	4,175.45-	3,885.53-
TIME DEPOSIT ON ACCOUNT	.00	.00	.00	.00
FUND TOTALS	2,743.44-	3,033.36	4,175.45-	3,885.53-
2017 552 ETCOG RESIDENTIAL				
CASH	1,261.00-	.00	.00	1,261.00-
FUND TOTALS	1,261.00-	.00	.00	1,261.00-
2017 553 V - JUV PROB POST FUND				
CASH	.00	.00	.00	.00
TIME DEPOSIT ON ACCOUNT	.00	.00	.00	.00
MBIA MUNICIPAL INVESTORS SERV	.00	.00	.00	.00
FUND TOTALS	.00	.00	.00	.00
2017 554 GRANT L SECURE FELONY REIMB				
GRANT L SECURE FELONY REIMB	665.00-	.00	.00	665.00-
TIME DEPOSIT ON ACCOUNT	.00	.00	.00	.00
FUND TOTALS	665.00-	.00	.00	665.00-
2017 555 JUVENILE PROBATION INTEREST				
CASH	17.49	.91	.00	18.40
TIME DEPOSIT ON ACCOUNT	23,208.30	7.49	.00	23,215.79
MBIA MUNICIPAL INVESTORS SERV	.00	.00	.00	.00
FUND TOTALS	23,225.79	8.40	.00	23,234.19
2017 556 GRANT H-DIVERSION RESIDENTIAL				
CASH	.00	.00	.00	.00
FUND TOTALS	.00	.00	.00	.00
2017 557 GRANT I				
CASH	.00	.00	.00	.00

ACCOUNT NAME	BEGINNING CASH BALANCE	CASH RECEIPTS	CASH DISBURSEMENTS	ENDING CASH BALANCE
FUND TOTALS	.00	.00	.00	.00
2017 558 GRANT S				
CASH	14,548.24	.00	6,574.89-	7,973.35
FUND TOTALS	14,548.24	.00	6,574.89-	7,973.35
2017 559 MENTAL IMPAIRMENT CASELOAD				
CASH	9,580.59	.00	5,074.87-	4,505.72
TIME DEPOSIT ON ACCOUNT	.00	.00	.00	.00
MBIA MUNICIPAL INVESTORS SERV	.00	.00	.00	.00
FUND TOTALS	9,580.59	.00	5,074.87-	4,505.72
2017 560 SALARY ADJUSTMENT FOR JUV PROB				
CASH	1.33-	.00	.00	1.33-
TIME DEPOSIT ON ACCOUNT	.00	.00	.00	.00
MBIA MUNICIPAL INVESTORS SERV	.00	.00	.00	.00
FUND TOTALS	1.33-	.00	.00	1.33-
2017 562 TITLE IV-E FEDERAL FOSTER CARE				
CASH	.00	.00	.00	.00
TIME DEPOSIT ON ACCOUNT	.00	.00	.00	.00
MBIA MUNICIPAL INVESTORS SERV	.00	.00	.00	.00
FUND TOTALS	.00	.00	.00	.00
2017 563 FRUITVALE WATER TDHCA 720076				
FRUITVALE WATER SUPPLY	.00	.00	.00	.00
MBIA MUNICIPAL INVESTORS SERV	.00	.00	.00	.00
FUND TOTALS	.00	.00	.00	.00
2017 564 ICB				
CASH	.00	.00	.00	.00
FUND TOTALS	.00	.00	.00	.00
2017 565 INDIGENT DEFENSE GRANT				
CASH	3,746.24	.00	2,023.19-	1,723.05
TIME DEPOSIT ON ACCOUNT	304.17	.09	.00	304.26
FUND TOTALS	4,050.41	.09	2,023.19-	2,027.31
2017 567 ABATEMENT OFFICER				
CASH	45,557.04	12,191.54	9,907.23-	47,841.35
TDOA	.00	.00	.00	.00
FUND TOTALS	45,557.04	12,191.54	9,907.23-	47,841.35
2017 568 TECHNOLOGY RESOURCES				
CASH	1.50	.00	.00	1.50
TIME DEPOSIT ON ACCOUNT	.00	.00	.00	.00
FUND TOTALS	1.50	.00	.00	1.50
2017 569 HAVA ELECTION GRANT				
CASH	6,250.00	.00	.00	6,250.00
FUND TOTALS	6,250.00	.00	.00	6,250.00
2017 570 GOLDEN WATER SUPPLY CORP				
GOLDEN WATER TDHCA 726216	.00	.00	.00	.00
MBIA MUNICIPAL INVESTORS SERVI	.00	.00	.00	.00
FUND TOTALS	.00	.00	.00	.00
2017 580 D.A. CHECK COLLECTION FUND				
CASH	9,292.83	194.18	354.20-	9,132.81

ACCOUNT NAME	BEGINNING CASH BALANCE	CASH RECEIPTS	CASH DISBURSEMENTS	ENDING CASH BALANCE
TIME DEPOSIT ON ACCOUNT	10,109.27	3.26	.00	10,112.53
MBIA MUNICIPAL INVESTORS SERV	.00	.00	.00	.00
FUND TOTALS	19,402.10	197.44	354.20-	19,245.34
2017 591 CONSTABLE #1 TLEOSE FUND				
CASH	234.37	.00	.00	234.37
CASH - CITIZENS NATIONAL	.49-	.00	.00	.49-
TDOA	.00	.00	.00	.00
MBIA MUNICIPAL INVESTORS SERV	.00	.00	.00	.00
FUND TOTALS	233.88	.00	.00	233.88
2017 592 CONSTABLE #2 TLEOSE FUND				
CASH	604.68	.00	.00	604.68
CASH OTHER	.00	.00	.00	.00
MBIA MUNICIPAL INVESTORS SERV	.00	.00	.00	.00
FUND TOTALS	604.68	.00	.00	604.68
2017 593 CONSTABLE #3 TLEOSE FUND				
CASH	.00	.00	.00	.00
CASH OTHER - ANB/CANTON	1,790.75	.00	.00	1,790.75
MBIA MUNICIPAL INVESTORS SERV	.00	.00	.00	.00
FUND TOTALS	1,790.75	.00	.00	1,790.75
2017 594 CONSTABLE #4 TLEOSE FUND				
CASH	3,515.43	.00	.00	3,515.43
TIME DEPOSIT ON ACCOUNT	.00	.00	.00	.00
MBIA MUNICIPAL INVESTORS SERV	.00	.00	.00	.00
FUND TOTALS	3,515.43	.00	.00	3,515.43
2017 595 SHERIFF TLEOSE FUND				
CASH	8,561.83	.00	.00	8,561.83
MBIA MUNICIPAL INVESTORS SESRV	.00	.00	.00	.00
FUND TOTALS	8,561.83	.00	.00	8,561.83
2017 596 DA TLEOSE FUND				
CASH	1,436.88	.00	.00	1,436.88
MBIA MUNICIPAL INVESTORS SERV	.00	.00	.00	.00
FUND TOTALS	1,436.88	.00	.00	1,436.88
2017 597 VZC COMMISSARY PERSONNEL FUND				
CASH	.00	.00	2.41-	2.41-
MBIA MUNICIPAL INVESTORS SERV	.00	.00	.00	.00
FUND TOTALS	.00	.00	2.41-	2.41-
2017 598 SHERIFF - CANINE DRUG ACCOUNT				
CASH	.00	.00	.00	.00
CASH EW FNB 5058	.00	.00	.00	.00
MBIA MUNICIPAL INVESTORS SERV	.00	.00	.00	.00
FUND TOTALS	.00	.00	.00	.00
2017 600 JUSTICE COURT TECHNOLOGY FUND				
CASH	4,660.13	933.50	.00	5,593.63
TIME DEPOSIT ON ACCOUNT	20,000.00	6.45	.00	20,006.45
MBIA MUNICIPAL INVESTORS SERV	.00	.00	.00	.00
FUND TOTALS	24,660.13	939.95	.00	25,600.08
2017 601 VZC COURTHOUSE BEAUTIFICATION				
CASH	.00	.00	.00	.00

ACCOUNT NAME	BEGINNING CASH BALANCE	CASH RECEIPTS	CASH DISBURSEMENTS	ENDING CASH BALANCE
FUND TOTALS	.00	.00	.00	.00
2017 602 CHILD ADVOCACY				
HISTORICAL COMMISSION CASH	9.08	.00	.00	9.08
MBIA MUNICIPAL INVESTORS SERV	.00	.00	.00	.00
FUND TOTALS	9.08	.00	.00	9.08
2017 800 CONTRIBUTION RELIEF FUND				
CASH	.00	.00	.00	.00
TIME DEPOSIT ON ACCOUNT	16,082.93	.00	.00	16,082.93
FUND TOTALS	16,082.93	.00	.00	16,082.93
2017 801 HURRICANE RITA - ASSISTANCE				
CASH	.00	.00	.00	.00
TIME DEPOSIT ON ACCOUNT	.00	.00	.00	.00
FUND TOTALS	.00	.00	.00	.00
2017 802 VETERAN'S MEMORIAL WALL FUND				
CASH	.55	.00	.00	.55
TIME DEPOSIT ON ACCOUNT	.00	.00	.00	.00
FUND TOTALS	.55	.00	.00	.55
2017 803 HISTORICAL COMMISSION				
HISTORICAL COMMISSION CASH	9,127.21	.00	.00	9,127.21
TIME DEPOSIT ON ACCOUNT	.16	.00	.00	.16
FUND TOTALS	9,127.37	.00	.00	9,127.37
2017 804 VAN TORNADO-ASSISTANCE				
VAN TORNADO-ASSISTANCE-CASH	43,988.47-	40,299.19	40,299.19-	43,988.47-
VTASST-TIME DEPOSITON ACCOUNT	.00	.00	.00	.00
FUND TOTALS	43,988.47-	40,299.19	40,299.19-	43,988.47-
2017 805 FEMA - DEC 2015 STORM				
CASH	470.66	.00	.00	470.66
TIME DEPOSIT ON ACCOUNT	.00	.00	.00	.00
FUND TOTALS	470.66	.00	.00	470.66
GRAND TOTALS	6,303,696.47	1,744,082.00	3,151,075.08-	4,896,703.39

ACCOUNT NUMBER	ACCOUNT NAME	DATE	AMDMT NUMBER	OLD BUDGET AMOUNT	AMENDED BUDGET AMOUNT	AMOUNT OF CHANGE	DESCRIPTION	CLK
2017 022-622-335	ROAD & BRIDGE MATE	10/30/2016	170003	450,000.00	446,000.00	4,000.00-	LINE ITEM TRANSFERS	FT
2017 022-622-461	MACHINERY RENTAL	10/30/2016	170003	.00	4,000.00	4,000.00	LINE ITEM TRANSFERS	FT
EXPENDITURES - R & B PCT.2				TOTAL AMENDMENTS	2	TOTAL CHANGES	.00	
2017 023-623-335	ROAD & BRIDGE MATE	10/12/2016	170001	935,784.00	930,284.00	5,500.00-	LINE ITEM TRANSFER	FT
2017 023-623-335	ROAD & BRIDGE MATE	10/30/2016	170003	930,284.00	924,284.00	6,000.00-	LINE ITEM TRANSFERS	FT
2017 023-623-461	MACHINERY RENTAL	10/12/2016	170001	.00	5,500.00	5,500.00	LINE ITEM TRANSFER	FT
2017 023-623-461	MACHINERY RENTAL	10/30/2016	170003	5,500.00	11,500.00	6,000.00	LINE ITEM TRANSFERS	FT
EXPENDITURES - R & B PCT.3				TOTAL AMENDMENTS	4	TOTAL CHANGES	.00	
2017 024-390-804	TRN FROM VAN TORNA	10/30/2016	170004	.00	31,231.87-	31,231.87-	INCREASE FEMA BUDGET	FT
				TOTAL AMENDMENTS	1	TOTAL CHANGES	31,231.87-	
2017 024-624-335	ROAD & BRIDGE MATE	11/07/2016	170006	656,337.00	671,337.00	15,000.00	INCREASE BUDGET	FT
2017 024-624-336	FEMA VAN TORNADO -	10/30/2016	170004	.00	31,231.87	31,231.87	INCREASE FEMA BUDGET	FT
2017 024-624-571	EQUIPMENT PURCHASE	11/03/2016	170005	.00	23,500.00	23,500.00	INCREASE BUDGET	FT
EXPENDITURES - PCT.4				TOTAL AMENDMENTS	3	TOTAL CHANGES	69,731.87	
2017 541-333-101	STATE AID - SUPERV	11/08/2016	170007	142,790.00-	156,656.00-	13,866.00-	BUDGET AMENDMENTS ADULT PRO KE	
				TOTAL AMENDMENTS	1	TOTAL CHANGES	13,866.00-	
2017 541-344-100	PROBATION FEES	11/08/2016	170007	375,830.00-	360,830.00-	15,000.00	BUDGET AMENDMENTS ADULT PRO KE	
2017 541-344-104	DRUG TESTING	11/08/2016	170007	21,000.00-	19,435.00-	1,565.00	BUDGET AMENDMENTS ADULT PRO KE	
				TOTAL AMENDMENTS	2	TOTAL CHANGES	16,565.00	
2017 541-570-103	SALARIES - EMPLOYE	11/08/2016	170007	260,255.00	409,322.00	149,067.00	BUDGET AMENDMENTS ADULT PRO KE	
2017 541-570-201	SOCIAL SECURITY TA	11/08/2016	170007	26,030.00	37,434.00	11,404.00	BUDGET AMENDMENTS ADULT PRO KE	
2017 541-570-203	RETIREMENT CONTRIB	11/08/2016	170007	27,017.00	38,853.00	11,836.00	BUDGET AMENDMENTS ADULT PRO KE	
2017 541-570-206	UNEMPLOYMENT INSUR	11/08/2016	170007	3,675.00	5,375.00	1,700.00	BUDGET AMENDMENTS ADULT PRO KE	
2017 541-570-310	SUPPLIES/OPERATION	11/08/2016	170007	18,250.00	77,281.00	59,031.00	BUDGET AMENDMENTS ADULT PRO KE	
2017 541-570-408	CONTRACT SERVICES	11/08/2016	170007	37,855.00	18,825.00	19,030.00-	BUDGET AMENDMENTS ADULT PRO KE	
2017 541-570-419	PROFESSIONAL FEES	11/08/2016	170007	25,121.00	30,791.00	5,670.00	BUDGET AMENDMENTS ADULT PRO KE	
2017 541-570-420	TELEPHONE - UTILIT	11/08/2016	170007	3,875.00	4,200.00	325.00	BUDGET AMENDMENTS ADULT PRO KE	
2017 541-570-428	TRAVEL	11/08/2016	170007	8,250.00	20,250.00	12,000.00	BUDGET AMENDMENTS ADULT PRO KE	
2017 541-570-429	FURNISHED TRAVEL	11/08/2016	170007	5,500.00	53,000.00	47,500.00	BUDGET AMENDMENTS ADULT PRO KE	
2017 541-570-572	EQUIPMENT	11/08/2016	170007	8,100.00	33,100.00	25,000.00	BUDGET AMENDMENTS ADULT PRO KE	
EXPENDITURES - SUPERVISION				TOTAL AMENDMENTS	11	TOTAL CHANGES	304,503.00	
2017 543-333-103	STATE AID - SUBSTA	11/08/2016	170007	28,266.00-	29,624.00-	1,358.00-	BUDGET AMENDMENTS ADULT PRO KE	
				TOTAL AMENDMENTS	1	TOTAL CHANGES	1,358.00-	
2017 543-390-541	TRANSFER FROM SUP	11/08/2016	170008	11,616.00-	12,950.00-	1,334.00-	BUDGET AMENDMENTS ADULT PRO KE	
				TOTAL AMENDMENTS	1	TOTAL CHANGES	1,334.00-	
2017 543-573-103	SALARIES - EMPLOYE	11/08/2016	170007	34,000.00	36,000.00	2,000.00	BUDGET AMENDMENTS ADULT PRO KE	
2017 543-573-201	SOCIAL SECURITY TA	11/08/2016	170007	2,601.00	2,754.00	153.00	BUDGET AMENDMENTS ADULT PRO KE	
2017 543-573-203	RETIREMENT CONTRIB	11/08/2016	170007	2,700.00	2,858.00	158.00	BUDGET AMENDMENTS ADULT PRO KE	
2017 543-573-206	UNEMPLOYMENT INSUR	11/08/2016	170007	368.00	740.00	372.00	BUDGET AMENDMENTS ADULT PRO KE	
2017 543-573-419	PROFESSIONAL FEES	11/08/2016	170007	213.00	222.00	9.00	BUDGET AMENDMENTS ADULT PRO KE	
EXPENDITURES - SUBSTANCE ABUSE				TOTAL AMENDMENTS	5	TOTAL CHANGES	2,692.00	
2017 544-333-104	STATE AID - OFFEND	11/08/2016	170007	50,103.00-	51,603.00-	1,500.00-	BUDGET AMENDMENTS ADULT PRO KE	
				TOTAL AMENDMENTS	1	TOTAL CHANGES	1,500.00-	
2017 544-574-103	SALARIES-EMPLOYEES	11/08/2016	170007	42,620.00	43,900.00	1,280.00	BUDGET AMENDMENTS ADULT PRO KE	

ACCOUNT NUMBER	ACCOUNT NAME	DATE	AMDMT NUMBER	OLD BUDGET AMOUNT	AMENDED BUDGET AMOUNT	AMOUNT OF CHANGE	DESCRIPTION	CLK
2017 544-574-201	SOCIAL SECURITY TA	11/08/2016	170007	3,261.00	3,358.00	97.00	BUDGET AMENDMENTS ADULT PRO KE	
2017 544-574-203	RETIREMENT CONTRIB	11/08/2016	170007	3,385.00	3,486.00	101.00	BUDGET AMENDMENTS ADULT PRO KE	
2017 544-574-206	UNEMPLOYMENT INSUR	11/08/2016	170007	461.00	471.00	10.00	BUDGET AMENDMENTS ADULT PRO KE	
2017 544-574-419	PROFESSIONAL FEES	11/08/2016	170007	376.00	388.00	12.00	BUDGET AMENDMENTS ADULT PRO KE	
EXPENDITURES - OFFENDER			TOTAL AMENDMENTS	5	TOTAL CHANGES	1,500.00		
2017 546-587-441	GAS	10/13/2016	170002	.00	400.00	400.00	LINE ITEM TRANSFER	FT
EXPENDITURES DETENTION LOCAL			TOTAL AMENDMENTS	1	TOTAL CHANGES	400.00		
2017 547-587-495	MISCELLANEOUS EXPE	10/13/2016	170002	400.00	.00	400.00-	LINE ITEM TRANSFER	FT
EXPENDITURES - TJCP RESIDENTIA			TOTAL AMENDMENTS	1	TOTAL CHANGES	400.00-		
2017 559-390-541	TRANSFER FROM SUPE	11/08/2016	170008	30,306.00-	32,229.00-	1,923.00-	BUDGET AMENDMENTS ADULT PRO KE	
			TOTAL AMENDMENTS	1	TOTAL CHANGES	1,923.00-		
2017 559-570-103	SALARIES - EMPLOYE	11/08/2016	170007	55,300.00	56,959.00	1,659.00	BUDGET AMENDMENTS ADULT PRO KE	
2017 559-570-201	SOCIAL SECURITY	11/08/2016	170007	.00	126.00	126.00	BUDGET AMENDMENTS ADULT PRO KE	
2017 559-570-203	RETIREMENT CONTRIB	11/08/2016	170007	4,391.00	4,523.00	132.00	BUDGET AMENDMENTS ADULT PRO KE	
2017 559-570-206	UNEMPLOYMENT INSUR	11/08/2016	170007	598.00	604.00	6.00	BUDGET AMENDMENTS ADULT PRO KE	
EXPENDITURES - MENTAL IMPAIRME			TOTAL AMENDMENTS	4	TOTAL CHANGES	1,923.00		



P.O. Box 3188 · Longview, Texas 75606 · 903-237-5500



Return Service Requested

Date 10/31/16  
PRIMARY ACCOUNT  
ENCLOSURES

Page 1  
1910512  
390



TXBT TREASURER OF VAN ZANDT COUNTY  
FINANCIAL CLEARING  
121 E DALLAS #101  
CANTON TX 75103-1496

C H E C K I N G   A C C O U N T

PUBLIC FUNDS CHECKING		NUMBER OF ENCLOSURES	390
ACCOUNT NUMBER	1910512	Statement Dates	10/03/16 thru 10/31/16
PREVIOUS BALANCE	2,076,213.46	DAYS IN STATEMENT PERIOD	29
21 DEPOSITS	1,293,026.65	AVERAGE LEDGER	1,174,966.91
402 CHECKS/DEBITS	2,458,488.33	AVERAGE COLLECTED	1,168,590.21
SERVICE CHARGE	.00		
INTEREST PAID	.00		
CURRENT BALANCE	910,751.78		

D E P O S I T S   A N D   O T H E R   C R E D I T S

Date	Description	Amount
10/03	PAYMENTS VZCAD CCD	38,503.84
10/07	INV-PAYMTS COMP JUDICIARY CTX	690.87
10/07	INV-PAYMTS TX AGRICULTURE CTX	1,670.16
10/07	DEPOSIT	188,822.44
10/12	INV-PAYMTS COMP JUDICIARY CTX	326.54
10/12	INV-PAYMTS JUVENILE JUSTICE CTX	5,550.00
10/12	DEPOSIT	22,673.20
10/13	DEPOSIT	118,759.83
10/14	INV-PAYMTS DEPT PUBL SAFETY CTX	40,299.19
10/14	INV-PAYMTS CPA STATE FISCAL CTX	55,617.41
10/14	DEPOSIT	14,441.99
10/20	WIRE TRANSFER CREDIT VAN ZANDT COUNTY FINANCIAL CLEARING FUND ATTN TERI PRUITT 121 E DALLAS ST STE 101 FEDERATED SERVICES COMPANY FEDERATED INVESTORS TOWER PITTSBURGH PA 152223	500,000.00

NOTICE: SEE REVERSE SIDE FOR IMPORTANT INFORMATION

011924



TXBT-022-011842-001-021-161101 011924 X06  
75103149626





Date 10/31/16  
 PRIMARY ACCOUNT  
 ENCLOSURES

Page 2  
 1910512  
 390

TREASURER OF VAN ZANDT COUNTY  
 FINANCIAL CLEARING  
 121 E DALLAS #101  
 CANTON TX 75103

PUBLIC FUNDS CHECKING 1910512 (Continued)

DEPOSITS AND OTHER CREDITS		
Date	Description	Amount
	20161020A1Q002CC004318	
	20161020MMQFMPJR000034	
	10201421FT03	
10/20	INV-PAYMTS CPA STATE FISCAL CTX	10,451.53
10/20	DEPOSIT	70,962.98
10/21	INV-PAYMTS GOVERNOR FISCAL CTX	2,763.36
10/21	INV-PAYMTS GOVERNOR FISCAL CTX	11,870.09
10/24	INV-PAYMTS JUVENILE JUSTICE CTX	44,548.00
10/24	DEPOSIT	76,419.18
10/26	INV-PAYMTS CPA STATE FISCAL CTX	56,648.68
10/31	INV-PAYMTS COMP JUDICIARY CTX	2,880.00
10/31	DEPOSIT	29,127.36

WITHDRAWALS AND OTHER DEBITS		
Date	Description	Amount
10/03	INSURANCE AFLAC CCD 0XH48981560	5,197.00-
10/05	Transf to Payroll Clearing Payroll 10/7/2016 Confirmation number 1005160799	203,084.52-
10/07	Transf to Payroll Clearing Payroll 10/7/2016 Confirmation number 1007160819	724.32-
10/07	CHILDSUPP SYSTEMS AND METH CCD 162800000200019	1,415.30-
10/07	ACH 1006 NRS PPD	1,675.00-
10/07	USATAXPYMT IRS CCD 220668161183273	63,266.21-
10/11	Transf to Jury Clearing Jury checks	360.00-

TXBT-022-011842-001-021-161101 011924 X06

TREASURER OF VAN ZANDT COUNTY  
 FINANCIAL CLEARING  
 121 E DALLAS #101  
 CANTON TX 75103

PUBLIC FUNDS CHECKING 1910512 (continued)

WITHDRAWALS AND OTHER DEBITS		
Date	Description	Amount
10/11	Confirmation number 1011161924 Transf to Jury Clearing Jury Checks	400.00-
10/11	Confirmation number 1011161925 INVESTMENT BFDS CCD 612134000161006	150.00-
10/11	USATAXPYMT IRS CCD 220668525903988	191.01-
10/17	RECEIVABLE TEXAS COUNTY DRS CCD 0333	79,960.13-
10/20	Transf to Payroll Clearing Payroll 10/21/16 Confirmation number 1020160544	201,716.57-
10/21	INVESTMENT BFDS CCD 612134000161020	150.00-
10/21	PAYMENTS NATIONWIDE PPD	1,675.00-
10/21	USATAXPYMT IRS CCD 220669551712526	61,795.95-
10/24	INVESTMENT BFDS CCD 612134000161021	150.00-
10/24	CHILDSUPP SYSTEMS AND METH CCD 162950000210581	1,415.30-
10/25	REF: VAN ZANDT COUNTY CSCD 023 WIRE TRANSFER DEBIT TDCJ	3,624.36-
10/25	CHILDSUPP SYSTEMS AND METH CCD 162980000211265	1,512.22-

CHECKS IN NUMERICAL ORDER

Date	Check No	Amount	Date	Check No	Amount
10/11	52629	3.34	10/06	54103*	600.53
10/03	53602*	134.31	10/18	54104	180.00
10/04	53887*	280.20	10/12	54134*	18.00
10/17	53991*	15.61	10/19	54144*	600.53
10/20	54005*	24.95	10/04	54225*	1,421.76
10/21	54069*	12.00	10/05	54226	6,813.00

\* Indicates break in check number sequence



Date 10/31/16  
 PRIMARY ACCOUNT  
 ENCLOSURES

Page 4  
 1910512  
 390

TREASURER OF VAN ZANDT COUNTY  
 FINANCIAL CLEARING  
 121 E DALLAS #101  
 CANTON TX 75103

PUBLIC FUNDS CHECKING

1910512 (Continued)

CHECKS IN NUMERICAL ORDER

Date	Check No	Amount	Date	Check No	Amount
10/06	54227	48.00	10/04	54273*	6,862.55
10/06	54228	5.46	10/04	54274	415.00
10/04	54229	436.50	10/03	54275	354.06
10/03	54231*	336.18	10/04	54276	13,055.24
10/03	54233*	475.00	10/04	54277	117.08
10/03	54234	300.00	10/04	54278	150.99
10/05	54235	408.39	10/05	54279	552.70
10/04	54236	332,080.02	10/04	54280	87.69
10/04	54237	672.38	10/03	54281	10.80
10/04	54238	544.16	10/06	54282	420.00
10/03	54239	283.95	10/04	54284*	10,391.07
10/04	54240	73.96	10/18	54285	2,780.36
10/03	54241	1,333.15	10/04	54286	181.98
10/04	54242	591.64	10/03	54288*	199.00
10/05	54243	720.73	10/03	54289	561.00
10/06	54244	3,525.00	10/04	54292*	780.00
10/28	54245	1,201.06	10/04	54293	1,238.77
10/05	54246	3,209.61	10/07	54294	470.00
10/03	54247	778.12	10/06	54295	12,884.67
10/05	54248	5,075.00	10/04	54296	950.00
10/06	54249	35.00	10/03	54297	512.22
10/04	54250	1,338.00	10/07	54298	10.00
10/04	54251	406.94	10/04	54300*	763.69
10/04	54252	350.00	10/03	54301	139.39
10/03	54253	1,158.91	10/06	54302	6,276.40
10/04	54254	330.75	10/13	54303	156.40
10/06	54255	130.04	10/04	54304	626.46
10/04	54257*	1,158.00	10/04	54305	475.00
10/03	54258	178.70	10/11	54307*	1,302.20
10/04	54260*	430.00	10/07	54308	11,531.25
10/03	54261	462.03	10/04	54309	4,257.00
10/06	54262	195.44	10/04	54310	1,513.85
10/03	54263	546.00	10/04	54311	154.67
10/11	54264	3,250.00	10/03	54312	27.74
10/17	54265	94.00	10/21	54313	385.00
10/06	54266	136.44	10/06	54314	126.00
10/07	54267	1,006.23	10/03	54315	310.68
10/05	54268	223.26	10/03	54316	3,661.00
10/19	54271*	2,004.00	10/06	54317	112.00

\* Indicates break in check number sequence

TXBT-022-011842-001-021-161101 011924 X06

TREASURER OF VAN ZANDT COUNTY  
 FINANCIAL CLEARING  
 121 E DALLAS #101  
 CANTON TX 75103

PUBLIC FUNDS CHECKING

1910512 (continued)

CHECKS IN NUMERICAL ORDER

Date	Check No	Amount	Date	Check No	Amount
10/19	54318	900.00	10/04	54370	70.00
10/07	54319	3,475.25	10/03	54371	36.96
10/06	54320	673.45	10/04	54372	22.45
10/05	54321	880.00	10/05	54373	34.25
10/07	54322	36.19	10/05	54374	5,934.00
10/05	54324*	600.00	10/13	54376*	800.00
10/06	54325	2,400.00	10/03	54377	8,279.00
10/03	54327*	4,376.10	10/05	54379*	196.35
10/11	54328	2,514.00	10/20	54380	10.00
10/03	54329	500.00	10/03	54381	41.82
10/04	54330	152.05	10/06	54382	126.00
10/05	54331	1,537.97	10/04	54383	228.60
10/03	54332	4,034.84	10/12	54384	492.00
10/04	54334*	2,200.00	10/05	54385	48.60
10/11	54338*	350.00	10/05	54386	815.04
10/07	54339	8,241.00	10/05	54387	1,613.80
10/03	54341*	106.65	10/11	54389*	128.82
10/03	54342	525.00	10/05	54390	2,899.55
10/03	54344*	836.99	10/05	54391	133.30
10/11	54345	35.00	10/07	54393*	660.58
10/05	54346	365.00	10/05	54395*	1,877.16
10/03	54348*	201.00	10/04	54396	444.88
10/03	54350*	450.00	10/05	54398*	83,950.00
10/03	54351	110.75	10/11	54399	1,109.71
10/11	54352	598.47	10/11	54400	74.64
10/03	54353	11,108.72	10/11	54401	69.09
10/03	54354	31.54	10/07	54402	461.10
10/04	54355	823.99	10/12	54403	5,272.70
10/05	54356	2,164.98	10/11	54404	521.67
10/04	54358*	265.99	10/11	54405	65.59
10/04	54359	50.00	10/12	54406	142.86
10/03	54360	800.00	10/11	54407	2,426.75
10/03	54361	871.41	10/07	54408	232.00
10/06	54362	982.95	10/11	54409	115.77
10/03	54363	471.67	10/12	54410	649.48
10/03	54364	3,060.00	10/06	54411	5,088.00
10/03	54365	85,975.58	10/07	54412	64,298.52
10/04	54368*	150.44	10/12	54413	11,433.18
10/06	54369	83.00	10/24	54414	116.15

\* Indicates break in check number sequence



Date 10/31/16  
 PRIMARY ACCOUNT  
 ENCLOSURES

Page 6  
 1910512  
 390

TREASURER OF VAN ZANDT COUNTY  
 FINANCIAL CLEARING  
 121 E DALLAS #101  
 CANTON TX 75103

PUBLIC FUNDS CHECKING

1910512 (Continued)

CHECKS IN NUMERICAL ORDER

Date	Check No	Amount	Date	Check No	Amount
10/27	54415	1,475.00	10/26	54457	401.00
10/13	54416	113.85	10/21	54458	28.00
10/18	54417	49.95	10/27	54459	600.00
10/13	54418	600.00	10/28	54460	600.53
10/26	54419	360.00	10/20	54461	500.00
10/13	54420	296.43	10/26	54462	3,663.00
10/12	54421	39.22	10/14	54463	526.26
10/12	54422	98.40	10/21	54464	36.00
10/13	54423	362.28	10/19	54465	153.00
10/14	54424	37.19	10/21	54466	186.31
10/14	54425	325.30	10/18	54468*	6,435.52
10/13	54426	6.13	10/17	54469	3,223.80
10/13	54427	1,149.00	10/17	54470	145.00
10/13	54428	150.00	10/14	54472*	91.60
10/25	54429	90.00	10/17	54473	4.95
10/20	54430	24.00	10/17	54474	299.99
10/12	54431	86.35	10/19	54475	31.11
10/14	54433*	40.95	10/31	54476	100.00
10/20	54434	450.00	10/18	54477	904.50
10/14	54435	180.00	10/18	54478	563.30
10/24	54436	37.90	10/18	54479	90.00
10/12	54438*	311.90	10/18	54480	10,819.45
10/14	54439	64.93	10/18	54481	399.05
10/14	54440	98.05	10/25	54482	600.53
10/11	54441	68.32	10/17	54484*	1,575.00
10/12	54442	137.52	10/21	54485	1,950.00
10/13	54444*	150.00	10/17	54487*	600.53
10/13	54445	181.54	10/18	54488	205.00
10/27	54446	5,872.87	10/17	54489	913.00
10/17	54447	289.16	10/17	54490	768.00
10/13	54448	94.05	10/17	54491	2,750.00
10/07	54449	3,679.79	10/17	54492	425.00
10/18	54450	3,234.00	10/17	54495*	995.00
10/19	54451	48.00	10/25	54496	367.75
10/20	54452	51.00	10/17	54497	133.52
10/18	54453	1,533.33	10/17	54498	300.00
10/18	54454	52,631.99	10/18	54499	3,075.00
10/18	54455	175.00	10/19	54500	1,045.00
10/26	54456	600.00	10/17	54501	566.70

\* Indicates break in check number sequence

TXBT-022-011842-001-021-161101 011924 X06

TREASURER OF VAN ZANDT COUNTY  
 FINANCIAL CLEARING  
 121 E DALLAS #101  
 CANTON TX 75103

PUBLIC FUNDS CHECKING

1910512 (Continued)

CHECKS IN NUMERICAL ORDER

Date	Check No	Amount	Date	Check No	Amount
10/19	54502	350.00	10/18	54542	159.00
10/21	54503	426.95	10/21	54543	9,451.20
10/20	54504	416.00	10/20	54544	16.00
10/18	54505	216.00	10/17	54545	49.00
10/21	54506	96.50	10/11	54546	1,550.00
10/18	54507	28.00	10/18	54547	71.70
10/18	54508	371.20	10/18	54548	54.98
10/20	54509	600.53	10/17	54549	17,517.41
10/18	54510	375.81	10/18	54550	710.00
10/19	54511	600.53	10/19	54551	3,000.00
10/19	54512	130,596.50	10/20	54552	412.31
10/17	54513	1,599.79	10/14	54553	8,207.00
10/19	54514	500.00	10/12	54555*	7.50
10/17	54515	4,374.07	10/11	54556	850.00
10/13	54516	517.50	10/18	54558*	97.60
10/14	54517	19.20	10/14	54559	975.00
10/24	54518	372.54	10/20	54560	600.53
10/17	54519	73.78	10/20	54561	463.38
10/19	54520	48.40	10/14	54562	413.20
10/26	54521	17,438.48	10/17	54563	2,280.00
10/20	54522	3,826.22	10/18	54564	172,464.03
10/12	54523	500.00	10/21	54565	3,000.00
10/18	54525*	11,234.45	10/21	54566	23.43
10/17	54526	400.00	10/18	54567	5.00
10/28	54527	2,600.00	10/24	54568	7.30
10/24	54528	1,724.00	10/17	54570*	125,850.69
10/21	54529	400.00	10/24	54571	1,120.00
10/17	54530	1,100.00	10/17	54572	18,021.52
10/18	54531	500.00	10/17	54573	34,571.00
10/11	54532	8.30	10/18	54574	88.33
10/24	54533	4,100.00	10/18	54575	98.98
10/12	54534	23.84	10/25	54576	5,550.00
10/13	54535	17,725.00	10/18	54577	891.74
10/17	54536	1,100.00	10/19	54578	177.00
10/18	54537	2,300.00	10/19	54579	551.25
10/18	54538	85.09	10/17	54580	52.98
10/24	54539	90.00	10/20	54581	794.14
10/25	54540	34.69	10/18	54582	26,200.00
10/17	54541	6,644.14	10/17	54583	65.00

\* Indicates break in check number sequence



Date 10/31/16  
 PRIMARY ACCOUNT  
 ENCLOSURES

Page 8  
 1910512  
 390

TREASURER OF VAN ZANDT COUNTY  
 FINANCIAL CLEARING  
 121 E DALLAS #101  
 CANTON TX 75103

PUBLIC FUNDS CHECKING

1910512 (Continued)

CHECKS IN NUMERICAL ORDER

Date	check No	Amount	Date	check No	Amount
10/19	54584	50.00	10/31	54646*	672.00
10/24	54585	520.99	10/26	54649*	11.55
10/19	54586	37.22	10/28	54655*	42.83
10/19	54587	90.00	10/28	54657*	5,337.00
10/27	54589*	437.31	10/28	54664*	18.14
10/25	54590	900.00	10/31	54666*	350.00
10/21	54591	350.00	10/31	54667	3,200.00
10/24	54592	62,668.58	10/31	54669*	105.00
10/24	54593	270.00	10/31	54670	1,350.00
10/31	54594	113.85	10/31	54674*	4,500.00
10/26	54597*	77.96	10/31	54679*	40.67
10/27	54598	35.72	10/31	54680	125.00
10/31	54601*	33.70	10/31	54683*	183.18
10/31	54602	1,600.00	10/31	54686*	10.96
10/31	54603	150.00	10/27	54689*	6.04
10/31	54604	180.00	10/31	54691*	160.09
10/27	54605	369.76	10/26	54694*	123.70
10/27	54606	41.82	10/31	54695	7,029.62
10/31	54611*	25.00	10/31	54706*	350.00
10/31	54612	228.38	10/31	54714*	798.84
10/31	54613	75.04	10/31	54715	99.38
10/28	54614	170.00	10/27	54719*	30.00
10/31	54617*	192.07	10/31	54720	120.10
10/28	54627*	542.92	10/28	54721	266.01
10/27	54629*	101.00	10/31	54728*	127,436.22
10/31	54631*	2,305.27	10/31	54729	310.00
10/31	54632	1,493.52	10/21	54894*	20.00
10/31	54635*	324.35	10/17	58588*	23,500.00
10/31	54639*	238.35	10/04	7054269*	2,804.25
10/31	54642*	2,000.00			

\* Indicates break in check number sequence

DAILY BALANCE INFORMATION

Date	Balance	Date	Balance	Date	Balance
10/03	1,975,940.03	10/07	1,259,607.17	10/14	1,448,638.84
10/04	1,586,592.03	10/11	1,243,464.49	10/17	1,118,380.07
10/05	1,263,454.82	10/12	1,252,801.28	10/18	819,351.71
10/06	1,229,606.44	10/13	1,349,258.93	10/19	678,569.17

TXBT-022-011842-001-021-161101 011924 X06

Date 10/31/16  
PRIMARY ACCOUNT  
ENCLOSURES

Page 9  
1910512  
390

TREASURER OF VAN ZANDT COUNTY  
FINANCIAL CLEARING  
121 E DALLAS #101  
CANTON TX 75103

PUBLIC FUNDS CHECKING

1910512 (Continued)

DAILY BALANCE INFORMATION					
Date	Balance	Date	Balance	Date	Balance
10/20	1,050,078.05	10/25	1,020,420.03	10/28	1,034,645.01
10/21	984,725.16	10/26	1,054,393.02	10/31	910,751.78
10/24	1,033,099.58	10/27	1,045,423.50		

END OF STATEMENT



TexPool Participant Services  
 C/O Federated Investors Inc.  
 1001 Texas Avenue, Suite 1400  
 Houston, TX 77002



# Participant Statement

VAN ZANDT COUNTY  
 FINANCIAL CLEARING FUND  
 ATTN TERI PRUITT  
 121 E DALLAS ST STE 101  
 CANTON TX 75103-1496

Statement Period 10/01/2016 - 10/31/2016

Page 1 of 2

Customer Service 1-866-TEX-POOL  
 Location ID 000078331  
 Investor ID 000009623

## TexPool Update

Did you know you can customize your Summary Statement on TexConnect Online?  
 Click on the Statements tab and Custom Summary Statement to get started. Select a statement time frame of up to two years and receive summaries of your accounts for the time specified and totals.

## TexPool Summary

Pool Name	Beginning Balance	Total Deposits	Total Withdrawals	Total Interest	Current Balance	Average Balance
Texas Local Government Investment Pool	\$3,848,707.86	\$0.00	\$500,000.00	\$1,188.80	\$3,349,896.66	\$3,655,197.82
<b>Total Dollar Value</b>	<b>\$3,848,707.86</b>	<b>\$0.00</b>	<b>\$500,000.00</b>	<b>\$1,188.80</b>	<b>\$3,349,896.66</b>	

## Portfolio Value

Pool Name	Pool/Account	Market Value (10/01/2016)	Share Price (10/31/2016)	Shares Owned (10/31/2016)	Market Value (10/31/2016)
Texas Local Government Investment Pool	449/2340100001	\$3,848,707.86	\$1.00	3,349,896.660	\$3,349,896.66
<b>Total Dollar Value</b>		<b>\$3,848,707.86</b>			<b>\$3,349,896.66</b>

## Interest Summary

Pool Name	Pool/Account	Month-to-Date Interest	Year-to-Date Interest
Texas Local Government Investment Pool	449/2340100001	\$1,188.80	\$16,237.48
<b>Total</b>		<b>\$1,188.80</b>	<b>\$16,237.48</b>


## Transaction Detail

### Texas Local Government Investment Pool

Participant: VAN ZANDT COUNTY

Pool/Account: 449/2340100001

Transaction Date	Settlement Date	Transaction Description	Transaction Dollar Amount	Share Price	Shares This Transaction	Shares Owned
10/01/2016	10/01/2016	BEGINNING BALANCE	\$3,848,707.86	\$1.00		3,848,707.860
10/20/2016	10/20/2016	WITHDRAWAL	\$500,000.00-	\$1.00	500,000.000-	3,348,707.860
10/31/2016	10/31/2016	MONTHLY POSTING	\$1,188.80	\$1.00	1,188.800	3,349,896.660
Account Value as of 10/31/2016			\$3,349,896.66	\$1.00		3,349,896.660



# Summary Statement

October 2016

## Van Zandt County

121 East Dallas Street, Room 101  
Canton, TX 75103  
U.S.A.

### TXCLASS

Average Monthly Yield: 0.83%

	Beginning Balance	Contributions	Withdrawals	Income Earned	Income Earned YTD	Average Daily Balance	Month End Balance
TX-01-0250-0001 FINANCIAL CLEARING	744,340.23	0.00	0.00	521.79	3,827.13	744,616.34	744,862.02
Total	744,340.23	0.00	0.00	521.79	3,827.13	744,616.34	744,862.02



# Account Statement

October 2016

## Van Zandt County

121 East Dallas Street, Room 101  
 Canton, TX 75103  
 U.S.A.

**TXCLASS**

**TX-01-0250-0001**

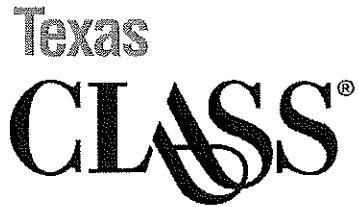
### Summary

Average Monthly Yield: 0.83%

		Beginning Balance	Contributions	Withdrawals	Income Earned	Average Daily Balance	Month End Balance
TX-01-0250-0001	FINANCIAL CLEARING	744,340.23	0.00	0.00	521.79	744,616.34	744,862.02

### Transactions

Transaction Date	Transaction Description	Contributions & Income Earned	Withdrawals	Balance	Transaction Number
10/01/2016	Beginning Balance			744,340.23	
10/31/2016	Income Earned For The Period	521.79			
10/31/2016	Ending Balance			744,862.02	



Daily Rates

October 2016

**TXCLASS**

Date	Dividend Rate	Annual Yield
01-Oct-16	0.000022046	0.81%
02-Oct-16	0.000022046	0.81%
03-Oct-16	0.000022015	0.81%
04-Oct-16	0.000022322	0.82%
05-Oct-16	0.000022100	0.81%
06-Oct-16	0.000022278	0.82%
07-Oct-16	0.000022216	0.81%
08-Oct-16	0.000022216	0.81%
09-Oct-16	0.000022216	0.81%
10-Oct-16	0.000022216	0.81%
11-Oct-16	0.000022188	0.81%
12-Oct-16	0.000022542	0.83%
13-Oct-16	0.000022540	0.82%
14-Oct-16	0.000022780	0.83%
15-Oct-16	0.000022780	0.83%
16-Oct-16	0.000022780	0.83%
17-Oct-16	0.000022891	0.84%
18-Oct-16	0.000022998	0.84%
19-Oct-16	0.000023122	0.85%
20-Oct-16	0.000023209	0.85%
21-Oct-16	0.000023115	0.85%
22-Oct-16	0.000023115	0.85%
23-Oct-16	0.000023115	0.85%
24-Oct-16	0.000022981	0.84%
25-Oct-16	0.000022435	0.82%
26-Oct-16	0.000022653	0.83%
27-Oct-16	0.000022707	0.83%
28-Oct-16	0.000022827	0.84%
29-Oct-16	0.000022827	0.84%
30-Oct-16	0.000022827	0.84%
31-Oct-16	0.000022715	0.83%