

**Van Zandt County**

**Monthly Financial & Investment Report**

**Month Ending January 31, 2017**

**TO BE RECORDED IN THE FEBRUARY 28, 2017 MINUTES**

**OF THE COMMISSIONERS' COURT**

**BY VAN ZANDT COUNTY CLERK.**


**SUBMITTED THIS THE 15th DAY OF FEBRUARY 2017**




**Teri Pruitt, Treasurer**

The Van Zandt County Commissioners' Court, having reviewed the Treasurer's Report as presented, having taken reasonable steps to ensure its accuracy, and based upon presentations of the Treasurer's Office, does hereby approve the Report, subject to the independent auditor's review and does further order that it be filed with the official minutes of this meeting. {LGC 114.026(c)}

In addition, the below signatures affirm that the Treasurers' Report complies with statutes as referenced. {LGC 114.026(d)}



**Don Kirkpatrick, Van Zandt County Judge**




**Brandon Brown**

**Commissioner Precinct #1**




**Keith Pearson**

**Commissioner Precinct #3**



**Virgil Melton, Jr.**

**Commissioner Precinct #2**



**Tim West**

**Commissioner Precinct #4**

FUND NAME	CHECKING ACCOUNT	CHECKING AMOUNT	TDOA ACCOUNT	TDOA AMOUNT	FUND TOTAL
2017 010 GENERAL FUND	FIN CLEAR	98,284.03	TDOA	1,801,096.91	
	AMERICAN		MBIA	1,260.23	
	CTY JURY	3,064.00			1,903,705.17
2017 011 VZC EMPLOYEE BENEFITS FUND			MEDRESERVE		
			MEDCLAIMS		
2017 012 RESERVE FUNDS	FIN CLEAR		TDOA		
			MBIA		
2017 015 SHERIFF FORFEITURE FUND	FIN CLEAR	18,072.93	TDOA	9,045.05	
	AMERICAN		MBIA		27,117.98
2017 016 DA FORFEITURE FUND	FIN CLEAR		TDOA		
	ESCROW #1	3,093.79	MBIA		
	ESCROW #2	1,813.11			
	ESCROW #3	1,166.21			
	ESCROW #4	301.10			
	ESCROW #5	800.72			
	ESCROW #6	1,868.36			
	ESCROW #7	2,464.22			
	ESCROW #8	6,159.66			
	ESCROW #9	1,015.40			
	ESCROW #10	5,068.98			
	ESCROW #11	2,809.89			
	ESCROW #12	1,746.24			
	ESCROW #13				
	ESCROW #14				
	ESCROW #15				
	ESCROW #16				
	ESCROW #17	8,242.98			
	ESCROW #18	8,747.61			
	ESCROW #19	1,529.70			
	ESCROW #20	3,500.31			
	ESCROW #21	11,480.06			
	ESCROW #22	2,296.68			
	ESCROW #23				
	ESCROW #24				
	ESCROW #25	525.83			
	ESCROW #26				
	ESCROW #27	2,915.16			
	ESCROW #28				
	ESCROW #29				
	ESCROW #30	535.10			
	ESCROW #31	327.19			
	ESCROW #32	.01			
	ESCROW #33				
	ESCROW #34				
	ESCROW #35	201.78			
	ESCROW #36	3,115.60			
	ESCROW #37				
	ESCROW #38				
	ESCROW #39	1,473.14			
	ESCROW #40	1,420.60			
	ESCROW #41				
	ESCROW #42				

FUND NAME	CHECKING ACCOUNT	CHECKING AMOUNT	TDOA ACCOUNT	TDOA AMOUNT	FUND TOTAL
	ESCROW #43				
	ESCROW #44				
	ESCROW #45				
	ESCROW #46				
	ESCROW #47				
	ESCROW #48				
	ESCROW #49				
	ESCROW #50				
	ESCROW #51				
	ESCROW #52				
	ESCROW #53				
	ESCROW #54				
	ESCROW #55	368.07			
	ESCROW #56				
	ESCROW #57				
	ESCROW #58	2,622.28			
	ESCROW #59				
	ESCROW #60	183.67			
	ESCROW #61				
	ESCROW #62				
	ESCROW #63				
	ESCROW #64				
	ESCROW #65	.02			
	ESCROW #66				
	ESCROW #67				
	ESCROW #68				
	ESCROW #69	5,010.78			
	ESCROW #70	1,156.01			
	ESCROW #71				
	ESCROW #72	4,274.04			
	ESCROW #73				
	ESCROW #74				
	ESCROW #75				
	ESCROW #76				
	ESCROW #77	2,311.47			
	ESCROW #78				
	ESCROW #79	353.37			
	ESCROW #80				
	ESCROW #81				
	ESCROW #82	4,022.72			
	ESCROW #83				
	ESCROW #84	638.02			
	ESCROW #85				
	ESCROW #86	778.36			
	ESCROW #87				
	ESCROW #88	4,554.42			100,892.66
2017 017 BUILDING SECURITY FUND	FIN CLEAR	2,900.11	TDOA MBIA		2,900.11
2017 018 JUSTICE COURT BLDG SECURITY	FIN CLEAR	8,421.28	TDOA		8,421.28
2017 019 DA FORFEITURE FUND	ESCROW #13	984.79			
	ESCROW #14	1,158.43			
	ESCROW #15	6,464.53			
	ESCROW #16	2,939.80			

FUND NAME	CHECKING ACCOUNT	CHECKING AMOUNT	TDOA ACCOUNT	TDOA AMOUNT	FUND TOTAL
	ESCROW #45	1,675.49			13,223.04
2017 021 ROAD & BRIDGE - PCT. 1	FIN CLEAR	120,555.40	TDOA MBIA	472,008.76 3.42	592,567.58
2017 022 ROAD & BRIDGE - PCT. 2	FIN CLEAR	134,005.80	TDOA MBIA	825,943.92 389,254.38	1,349,204.10
2017 023 ROAD & BRIDGE - PCT. 3	FIN CLEAR	147,469.90	TDOA MBIA	552,058.60 .65	699,529.15
2017 024 ROAD & BRIDGE - PCT. 4	FIN CLEAR	165,081.58	TDOA MBIA	326,009.06 109,686.14	600,776.78
2017 026 ROAD & BRIDGE - GEN	FIN CLEAR	24,120.50	TDOA MBIA		24,120.50
2017 031 COUNTY ROAD FUND - PCT. 1	FIN CLEAR	3,488.72	TDOA MBIA	2,000.00	5,488.72
2017 032 COUNTY ROAD FUND - PCT. 2	FIN CLEAR	434.00-	TDOA MBIA		434.00-
2017 033 COUNTY ROAD FUND - PCT. 3	FIN CLEAR		TDOA MBIA		
2017 034 COUNTY ROAD FUND - PCT. 4	FIN CLEAR		TDOA MBIA		
2017 035 VICTIM COORDINATOR GRANT	FIN CLEAR	5,976.06-	TDOA MBIA		5,976.06-
2017 036 DA FORFEITURE FUND II	FIN CLEAR	17,864.60	TDOA MBIA	76,864.03	94,728.63
2017 037 CONSTABLE PCT #4 SEIZURE	FIN CLEAR	1,024.89	TDOA MBIA	5,580.54	6,605.43
2017 040 COUNTY LAW LIBRARY FUND	FIN CLEAR	5.94-	TDOA MBIA	48,935.62	48,929.68
2017 042 COUNTY FREE LIBRARY	FIN CLEAR	36,708.54	TDOA MBIA		36,708.54
2017 043 COMMUNITY LIBRARY CONTRIBUTIFIN CLEAR		407.10	TDOA MBIA		407.10
2017 047 DIGITIZE RECORDS	FIN CLEAR	5,728.80	TDOA MBIA	49,284.53	55,013.33
2017 048 SUPPLEMENTAL GUARDIANSHIP	FIN CLEAR	14,758.28	TDOA	11,061.19	25,819.47
2017 049 COUNTY CHILD ABUSE PREVENTIOFIN CLEAR		4,565.17	TDOA	1.83	4,567.00
2017 050 COURT RELATED PROGRAMS	FIN CLEAR	6,211.76	TDOA MBIA	9,048.03	15,259.79

FUND NAME	CHECKING ACCOUNT	CHECKING AMOUNT	TDOA ACCOUNT	TDOA AMOUNT	FUND TOTAL
2017 052 COUNTY & DISTRICT TECH FUND	FIN CLEAR	6,577.50	TDOA MBIA		6,577.50
2017 053 CAPITALCREDITSECONOMICDEVELOFIN	CLEAR	5,810.22	TDOA	180,560.78	186,371.00
2017 054 COMBINEDCCOURTTECHNOLOGYFUND	FIN CLEAR	6,212.71	TDOA	19,162.34	25,375.05
2017 055 CHAPTER 19	FIN CLEAR	184.04-	TDOA MBIA		184.04-
2017 056 COUNTY RECORDS FUND	FIN CLEAR	20,737.15	TDOA MBIA	67,734.37	88,471.52
2017 057 COUNTY CLERK RECORDS FUND	FIN CLEAR	23,561.45	TDOA MBIA	82,808.57	106,370.02
2017 058 DISTRICT CLERK RECORDS FUND	FIN CLEAR	14,715.19	TDOA	25,256.52	39,971.71
2017 059 COUNTY CLERK ARCHIVE	FIN CLEAR	81,525.25	TDOA	225,697.95	307,223.20
2017 060 CAPTIAL PROJECT W P ANNEX	FIN CLEAR		TDOA MBIA		
2017 061 CAPITAL PROJECT ROADS PCT NOFIN	CLEAR	171.63	TDOA MBIA		171.63
2017 062 CAPITAL PROJECT ROADS PCT NOFIN	CLEAR		TDOA MBIA		
2017 063 CAPITAL PROJECT ROADS PCT NOFIN	CLEAR		TDOA MBIA		
2017 064 CAPITAL PROJECT ROADS PCT NOFIN	CLEAR		TDOA MBIA		
2017 070 PERMANENT IMPROVEMENT FUND	FIN CLEAR		TDOA MBIA		
2017 075 RIGHT-OF-WAY FUND	FIN CLEAR	118.09	TDOA MBIA		118.09
2017 084 TAX ANTICIPATION NOTES	FIN CLEAR	24.23	TDOA MBIA		24.23
2017 085 DEBT SERVICE FUND	DEBT CL	533,874.58	TDOA MBIA	436,286.00 246,334.70	1,216,495.28
2017 087 VZC INDIGENT HEALTH PROGRAM	FIN CLEAR	120,727.22	TDOA MBIA		120,727.22
2017 088 SOIL CONSERVATION DIST FUND	FIN CLEAR	1,242.01	TDOA MBIA	20,136.74	21,378.75
2017 090 APPELLATE JUSTICE SYSTEM FUN	FIN CLEAR	285.35	TDOA MBIA		285.35

FUND NAME	CHECKING ACCOUNT	CHECKING AMOUNT	TDOA ACCOUNT	TDOA AMOUNT	FUND TOTAL
2017 095 PAYROLL CLEARING ACCOUNT.	PAYCLEAR	200,000.20	MBIA		200,000.20
2017 096 GEN FIXED ASSETS ACCOUNT GRP			MBIA		
2017 097 LONG TERM DEBT GROUP			MBIA		
2017 130 911 RURAL ADDRESSING PROJECTFIN CLEAR			TDOA MBIA		
2017 131 VAN ZANDT COUNTY JAIL	FIN CLEAR	79,149.06-	TDOA MBIA		79,149.06-
2017 132 VAN ZANDT COUNTY SHERIFF DEPPFIN CLEAR		10,499.65-	TDOA MBIA		10,499.65-
2017 135 CAPITAL MURDER	FIN CLEAR		TDOA		
2017 136 HOMELAND SECURITY GRANT	FIN CLEAR	1,990.01			1,990.01
2017 137 LAW ENFORCEMENT BLOCK 2001	FIN CLEAR		TDOA MBIA		
2017 138 LAW ENFORCEMENT BLOCK 2003	FIN CLEAR		TDOA MBIA		
2017 139 HOMELAND SECURITY GRANT P25	FIN CLEAR	2,293.00-	TDOA MBIA		2,293.00-
2017 140 MOBILE VIDEO REPLACEMENT GRAFIN CLEAR			TDOA		
2017 141 BULLET PROOF VEST GRANT	FIN CLEAR	5,430.50-	TDOA MBIA		5,430.50-
2017 142 BURN JAG GRANT	FIN CLEAR		TDOA		
2017 143 BYRNE JAG LOCAL GRANT	FIN CLEAR		TDOA		
2017 145 SOLID WASTE GRANT	FIN CLEAR	203.03			203.03
2017 147 MOBILE VIDEO REPLACEMENT GRAFIN CLEAR					
2017 261 CAPITAL PROJECT ROADS PCT NOFIN CLEAR		7.84	TDOA		7.84
2017 262 CAPITAL PROJECT ROADS PCT NOFIN CLEAR		1.34	TDOA		1.34
2017 263 CAPITAL PROJECT PCT 3	FIN CLEAR		TDOA		
2017 264 CAPITAL PROJECT PCT 4	FIN CLEAR		TDOA		
2017 400 FRUITVALE 2011 TXCDBG 710056WATER					
2017 401 BENWHEELERWSC 71348911131115					
2017 402 LITTLEHOPEMOOREWSC7130260813					
2017 540 PRETRIAL SUPERVISION	FIN CLEAR	50,463.60	TDOA	100,366.78	150,830.38

FUND NAME	CHECKING ACCOUNT	CHECKING AMOUNT	TDOA ACCOUNT	TDOA AMOUNT	FUND TOTAL
2017 541 COMMUNITY SUP & CORRECTIONS	FIN CLEAR	70,145.41	TDOA MBIA	259,491.88	329,637.29
2017 542 ADULT PROBATION CIVIL	FIN CLEAR	59,949.21	TDOA MBIA	273,007.15	332,956.36
2017 543 HIGH RISK SUBSTANCE ABUSE -CFIN	CLEAR	4,727.72	TDOA MBIA		4,727.72
2017 544 HIGH RISK SEX OFFENDER -CCP	FIN CLEAR	5,586.52	TDOA		5,586.52
2017 545 GRANT C COMMIT REDUCTION PROFIN	CLEAR	7,792.24			7,792.24
2017 546 JUVENILE PROBATION FUND	FIN CLEAR	279,002.17-	TDOA MBIA		279,002.17-
2017 547 VZCJPD STATE AID GRANT	FIN CLEAR	51,494.07	TDOA MBIA		51,494.07
2017 548 VZCJPD PROGRESSIVE SANCTIONS	FIN CLEAR		TDOA MBIA		
2017 549 VZCJPD - GRANT N	FIN CLEAR	20,943.21	TDOA MBIA		20,943.21
2017 550 D A SUPPLEMENTAL FUND	FIN CLEAR	4,941.18	TDOA MBIA	4,557.95	9,499.13
2017 551 VOICES - JUV CJD GRANT	FIN CLEAR	4,695.34-	TDOA		4,695.34-
2017 552 ETCOG RESIDENTIAL	FIN CLEAR	3,711.00-			3,711.00-
2017 553 V - JUV PROB POST FUND	FIN CLEAR		TDOA MBIA		
2017 554 GRANT L SECURE FELONY REIMB	FIN CLEAR	665.00-	TDOA		665.00-
2017 555 JUVENILE PROBATION INTEREST	FIN CLEAR	21.34	TDOA MBIA	23,243.40	23,264.74
2017 556 GRANT H-DIVERSION RESIDENTIAL	FIN CLEAR				
2017 557 GRANT I	FIN CLEAR				
2017 558 GRANT S	FIN CLEAR	14,198.71			14,198.71
2017 559 MENTAL IMPAIRMENT CASELOAD	FIN CLEAR	8,521.06	TDOA MBIA		8,521.06
2017 560 SALARY ADJUSTMENT FOR JUV PR	FIN CLEAR	1.33-	TDOA MBIA		1.33-
2017 562 TITLE IV-E FEDERAL FOSTER CAFE	FIN CLEAR		TDOA MBIA		
2017 563 FRUITVALE WATER TDHCA 720076			MBIA		

FUND NAME	CHECKING ACCOUNT	CHECKING AMOUNT	TDOA ACCOUNT	TDOA AMOUNT	FUND TOTAL
2017 564 ICB	FIN CLEAR				
2017 565 INDIGENT DEFENSE GRANT	FIN CLEAR	7,990.48	TDOA	304.72	8,295.20
2017 567 ABATEMENT OFFICER	FIN CLEAR	45,141.08	TDOA		45,141.08
2017 568 TECHNOLOGY RESOURCES	FIN CLEAR	1.50	TDOA		1.50
2017 569 HAVA ELECTION GRANT	FIN CLEAR	11,327.07			11,327.07
2017 570 GOLDEN WATER SUPPLY CORP					
2017 580 D.A. CHECK COLLECTION FUND	FIN CLEAR	8,434.00	TDOA MBIA	10,128.23	18,562.23
2017 591 CONSTABLE #1 TLEOSE FUND	FIN CLEAR	234.37	TDOA MBIA		234.37
2017 592 CONSTABLE #2 TLEOSE FUND	FIN CLEAR	604.68	MBIA		604.68
2017 593 CONSTABLE #3 TLEOSE FUND	FIN CLEAR		MBIA		
2017 594 CONSTABLE #4 TLEOSE FUND	FIN CLEAR	3,515.43	TDOA MBIA		3,515.43
2017 595 SHERIFF TLEOSE FUND	FIN CLEAR	6,885.14	MBIA		6,885.14
2017 596 DA TLEOSE FUND	FIN CLEAR	1,436.88	MBIA		1,436.88
2017 597 VZC COMMISSARY PERSONNEL FUN	FIN CLEAR	2.41-	MBIA		2.41-
2017 598 SHERIFF - CANINE DRUG ACCOUN	FIN CLEAR		MBIA		
2017 600 JUSTICE COURT TECHNOLOGY FUN	FIN CLEAR	8,146.17	TDOA MBIA	20,037.55	28,183.72
2017 601 VZC COURTHOUSE BEAUTIFICATIO	FIN CLEAR				
2017 602 CHILD ADVOCACY	FIN CLEAR	9.08			9.08
2017 800 CONTRIBUTION RELIEF FUND	FIN CLEAR		TDOA	16,082.93	16,082.93
2017 801 HURRICANE RITA - ASSISTANCE	FIN CLEAR		TDOA		
2017 802 VETERAN'S MEMORIAL WALL FUN	FIN CLEAR	.55	TDOA		.55
2017 803 HISTORICAL COMMISSION	FIN CLEAR	10,127.31	TDOA	.16	10,127.47
2017 804 VAN TORNADO-ASSISTANCE	FIN CLEAR	43,988.27-			43,988.27-
2017 805 FEMA - DEC 2015 STORM	FIN CLEAR	68,027.14	TDOA		68,027.14
2017 806 FEMA APRIL 2016 STORM	FIN CLEAR				
		-----		-----	-----
TOTAL		1,979,261.47		6,700,341.61	8,679,603.08



CHECK ACCOUNT	CHECK
ACCOUNT BALANCE - FIN CLEAR	1,128,206.99
ACCOUNT BALANCE - CTY JURY	3,064.00
ACCOUNT BALANCE - ESCROW #1	3,093.79
ACCOUNT BALANCE - ESCROW #2	1,813.11
ACCOUNT BALANCE - ESCROW #3	1,166.21
ACCOUNT BALANCE - ESCROW #4	301.10
ACCOUNT BALANCE - ESCROW #5	800.72
ACCOUNT BALANCE - ESCROW #6	1,868.36
ACCOUNT BALANCE - ESCROW #7	2,464.22
ACCOUNT BALANCE - ESCROW #8	6,159.66
ACCOUNT BALANCE - ESCROW #9	1,015.40
ACCOUNT BALANCE - ESCROW #10	5,068.98
ACCOUNT BALANCE - ESCROW #11	2,809.89
ACCOUNT BALANCE - ESCROW #12	1,746.24
ACCOUNT BALANCE - ESCROW #13	984.79
ACCOUNT BALANCE - ESCROW #14	1,158.43
ACCOUNT BALANCE - ESCROW #15	6,464.53
ACCOUNT BALANCE - ESCROW #16	2,939.80
ACCOUNT BALANCE - ESCROW #17	8,242.98
ACCOUNT BALANCE - ESCROW #18	8,747.61
ACCOUNT BALANCE - ESCROW #19	1,529.70
ACCOUNT BALANCE - ESCROW #20	3,500.31
ACCOUNT BALANCE - ESCROW #21	11,480.06
ACCOUNT BALANCE - ESCROW #22	2,296.68
ACCOUNT BALANCE - ESCROW #25	525.83
ACCOUNT BALANCE - ESCROW #27	2,915.16
ACCOUNT BALANCE - ESCROW #30	535.10
ACCOUNT BALANCE - ESCROW #31	327.19
ACCOUNT BALANCE - ESCROW #32	.01
ACCOUNT BALANCE - ESCROW #35	201.78
ACCOUNT BALANCE - ESCROW #36	3,115.60
ACCOUNT BALANCE - ESCROW #39	1,473.14
ACCOUNT BALANCE - ESCROW #40	1,420.60
ACCOUNT BALANCE - ESCROW #45	1,675.49
ACCOUNT BALANCE - ESCROW #55	368.07
ACCOUNT BALANCE - ESCROW #58	2,622.28
ACCOUNT BALANCE - ESCROW #60	183.67
ACCOUNT BALANCE - ESCROW #65	.02
ACCOUNT BALANCE - ESCROW #69	5,010.78
ACCOUNT BALANCE - ESCROW #70	1,156.01
ACCOUNT BALANCE - ESCROW #72	4,274.04
ACCOUNT BALANCE - ESCROW #77	2,311.47
ACCOUNT BALANCE - ESCROW #79	353.37
ACCOUNT BALANCE - ESCROW #82	4,022.72
ACCOUNT BALANCE - ESCROW #84	638.02
ACCOUNT BALANCE - ESCROW #86	778.36
ACCOUNT BALANCE - ESCROW #88	4,554.42
ACCOUNT BALANCE - DEBT CL	533,874.58
ACCOUNT BALANCE - PAYCLEAR	200,000.20

TOTAL	1,979,261.47
-------	--------------

TDOA ACCOUNT	TDOA
ACCOUNT BALANCE - TDOA	5,953,802.09

DATE 02/15/2017 TIME 16:05

COMBINED STATEMENT OF CASH POSITION FOR JANUARY

GEL102 PAGE 9

TDOA ACCOUNT	TDOA
ACCOUNT BALANCE - MBIA	746,539.52
TOTAL	<u>6,700,341.61</u>

FUND NAME	***** MONTH TO DATE *****		***** YEAR TO DATE *****	
	REVENUES	EXPENSES	REVENUES	EXPENSES
2017 GENERAL FUND	2,675,806.45	842,674.64	5,815,385.99	3,655,605.90
2017 VZC EMPLOYEE BENEFITS FUND	.00	.00	.00	.00
2017 RESERVE FUNDS	.00	1,804.63	801.90	1,804.63
2017 SHERIFF FORFEITURE FUND	4.24	.00	13.65	500.00
2017 DA FORFEITURE FUND	.00	.00	.00	.00
2017 BUILDING SECURITY FUND	3,957.24	4,085.74	14,221.56	17,264.17
2017 JUSTICE COURT BLDG SECURITY	187.79	191.00	619.18	549.00
2017 DA FORFEITURE FUND	.00	.00	.00	.00
2017 ROAD & BRIDGE - PCT. 1	318,595.33	72,951.82	678,739.62	389,536.64
2017 ROAD & BRIDGE - PCT. 2	422,254.55	202,058.25	905,597.68	1,036,139.98
2017 ROAD & BRIDGE - PCT. 3	386,130.25	135,799.23	818,130.66	426,755.62
2017 ROAD & BRIDGE - PCT. 4	427,608.16	108,090.22	815,064.27	284,842.91
2017 ROAD & BRIDGE - GEN	40,000.00	3,121.89	40,000.00	13,394.30
2017 COUNTY ROAD FUND - PCT. 1	.00	.00	.00	.00
2017 COUNTY ROAD FUND - PCT. 2	.00	.00	.00	.00
2017 COUNTY ROAD FUND - PCT. 3	.00	.00	.00	.00
2017 COUNTY ROAD FUND - PCT. 4	.00	.00	.00	.00
2017 VICTIM COORDINATOR GRANT	12,745.04	4,259.87	27,816.43	19,552.36
2017 DA FORFEITURE FUND II	36.04	2,697.59	13,841.13	9,514.76
2017 CONSTABLE PCT #4 SEIZURE	2.61	.00	8.41	188.45
2017 COUNTY LAW LIBRARY FUND	2,203.94	3,393.82	7,388.92	12,116.05
2017 COUNTY FREE LIBRARY	10,678.66	8,889.34	41,986.35	39,559.53
2017 COMMUNITY LIBRARY CONTRIBUTION	.00	.00	.00	.00
2017 DIGITIZE RECORDS	703.11	.00	2,344.46	3,712.00
2017 SUPPLEMENTAL GUARDIANSHIP	505.18	.00	1,336.69	.00
2017 COUNTY CHILD ABUSE PREVENTION	103.37	.00	245.70	.00

FUND NAME	***** MONTH TO DATE ***** REVENUES	***** EXPENSES	***** YEAR TO DATE ***** REVENUES	***** EXPENSES
2017 COURT RELATED PROGRAMS	4.24	.00	13.65	.00
2017 COUNTY & DISTRICT TECH FUND	145.94	.00	403.82	.00
2017 CAPITALCREDITSECONOMICDEVELOP	84.67	.00	272.84	.00
2017 COMBINEDCCOURTTECHNOLOGYFUND	233.98	.00	913.94	.00
2017 CHAPTER 19	.00	.00	1,143.21	.00
2017 COUNTY RECORDS FUND	1,424.88	175.00	4,510.06	947.00
2017 COUNTY CLERK RECORDS FUND	9,437.12	4,148.94-	27,817.45	22,932.17
2017 DISTRICT CLERK RECORDS FUND	273.95	.00	1,056.89	.00
2017 COUNTY CLERK ARCHIVE	8,470.83	.00	25,697.43	.00
2017 CAPTIAL PROJECT W P ANNEX	.00	.00	.00	.00
2017 CAPITAL PROJECT ROADS PCT NO 1	.00	.00	.00	.00
2017 CAPITAL PROJECT ROADS PCT NO 2	.00	.00	.00	.00
2017 CAPITAL PROJECT ROADS PCT NO 3	.00	.00	.00	.00
2017 CAPITAL PROJECT ROADS PCT NO 4	.00	.00	.00	.00
2017 PERMANENT IMPROVEMENT FUND	.00	.00	.00	.00
2017 RIGHT-OF-WAY FUND	.00	.00	.00	.00
2017 TAX ANTICIPATION NOTES	.00	.00	.00	.00
2017 DEBT SERVICE FUND	276,474.54	300.00	584,028.57	448,580.40
2017 VZC INDIGENT HEALTH PROGRAM	17,529.22	8,379.73	70,116.88	40,048.93
2017 SOIL CONSERVATION DIST FUND	259.44	.00	1,030.41	.00
2017 APPELLATE JUSTICE SYSTEM FUND	315.00	1,129.00	1,045.00	2,249.00
2017 PAYROLL CLEARING ACCOUNT.	.00	.00	.00	.00
2017 GEN FIXED ASSETS ACCOUNT GRP	.00	.00	.00	.00
2017 LONG TERM DEBT GROUP	.00	.00	.00	.00
2017 911 RURAL ADDRESSING PROJECT	.00	.00	.00	.00
2017 VAN ZANDT COUNTY JAIL	218,886.35	229,462.25	760,961.29	792,753.93

FUND NAME	***** MONTH TO DATE ***** REVENUES	***** MONTH TO DATE ***** EXPENSES	***** YEAR TO DATE ***** REVENUES	***** YEAR TO DATE ***** EXPENSES
2017 VAN ZANDT COUNTY SHERIFF DEPT	204,677.67	297,216.01	968,898.83	1,015,764.11
2017 CAPITAL MURDER	.00	184.29	.11	184.29
2017 HOMELAND SECURITY GRANT	.00	.00	.00	.00
2017 LAW ENFORCEMENT BLOCK 2001	.00	.00	.00	.00
2017 LAW ENFORCEMENT BLOCK 2003	.00	.00	.00	.00
2017 HOMELAND SECURITY GRANT P25 CO	.00	.00	.00	.00
2017 MOBILE VIDEO REPLACEMENT GRANT	.00	.00	.00	.00
2017 BULLET PROOF VEST GRANT	.00	.00	.00	.00
2017 BURN JAG GRANT	.00	.00	.00	.00
2017 BYRNE JAG LOCAL GRANT	.00	.00	.00	.00
2017 SOLID WASTE GRANT	.00	.00	.00	.00
2017 MOBILE VIDEO REPLACEMENT GRANT	.00	.00	.00	.00
2017 CAPITAL PROJECT ROADS PCT NO 1	.00	.00	.00	.00
2017 CAPITAL PROJECT ROADS PCT NO 2	.00	.00	.00	.00
2017 CAPITAL PROJECT PCT 3	.00	.00	.00	.00
2017 CAPITAL PROJECT PCT 4	.00	.00	.00	.00
2017 FRUITVALE 2011 TXCDBG 710056	.00	.00	.00	.00
2017 BENWHEELERWSC 71348911131115	.00	.00	.00	.00
2017 LITTLEHOPEMOOREWSC713026081315	.00	.00	.00	.00
2017 PRETRIAL SUPERVISION	4,125.93	3,645.91	20,474.35	16,433.50
2017 COMMUNITY SUP & CORRECTIONS	31,335.05	28,921.58	225,365.65	188,281.28
2017 ADULT PROBATION CIVIL	1,258.02	2,562.85	9,268.62	12,542.81
2017 HIGH RISK SUBSTANCE ABUSE -CCP	.00	3,256.50	15,684.42	15,843.20
2017 HIGH RISK SEX OFFENDER -CCP	.00	3,979.18	25,051.50	19,671.91
2017 GRANT C COMMIT REDUCTION PROG	5,193.00	4,743.54	31,157.00	23,366.72
2017 JUVENILE PROBATION FUND	44,203.85	50,990.89	194,930.00	218,619.08

FUND NAME	***** MONTH TO DATE *****		***** YEAR TO DATE *****	
	REVENUES	EXPENSES	REVENUES	EXPENSES
2017 VZCJPD STATE AID GRANT	26,836.00	21,993.79	203,023.00	149,479.18
2017 VZCJPD PROGRESSIVE SANCTIONS	.00	.00	.00	.00
2017 VZCJPD - GRANT N	8,070.00	6,687.16	48,417.00	31,975.26
2017 D A SUPPLEMENTAL FUND	7,502.13	387.06	7,506.86	2,628.19
2017 VOICES - JUV CJD GRANT	13,367.39	3,889.74	27,266.93	20,020.49
2017 ETCOG RESIDENTIAL	.00	900.00	3,200.00	3,711.00
2017 V - JUV PROB POST FUND	.00	.00	.00	.00
2017 GRANT L SECURE FELONY REIMB	.00	.00	.00	.00
2017 JUVENILE PROBATION INTEREST	12.11	.00	39.69	.00
2017 GRANT H-DIVERSION RESIDENTIAL	.00	.00	.00	.00
2017 GRANT I	.00	.00	.00	.00
2017 GRANT S	4,451.00	3,450.26	26,706.00	12,507.30
2017 MENTAL IMPAIRMENT CASELOAD	.00	5,201.39	21,595.23	25,701.67
2017 SALARY ADJUSTMENT FOR JUV PROB	.00	.00	.00	.00
2017 TITLE IV-E FEDERAL FOSTER CARE	.00	.00	.00	.00
2017 FRUITVALE WATER TDHCA 720076	.00	.00	.00	.00
2017 ICB	.00	.00	.00	.00
2017 INDIGENT DEFENSE GRANT	.14	1,947.11	12,472.19	8,200.23
2017 ABATEMENT OFFICER	12,425.00	9,773.75	33,895.00	46,229.51
2017 TECHNOLOGY RESOURCES	.00	.00	.00	.00
2017 HAVA ELECTION GRANT	5,077.07	.00	5,077.07	.00
2017 GOLDEN WATER SUPPLY CORP	.00	.00	.00	.00
2017 D.A. CHECK COLLECTION FUND	204.89	364.60	619.52	1,597.25
2017 CONSTABLE #1 TLEOSE FUND	.00	.00	.00	.00
2017 CONSTABLE #2 TLEOSE FUND	.00	.00	.00	.00
2017 CONSTABLE #3 TLEOSE FUND	.00	.00	.00	.00

FUND NAME	***** MONTH TO DATE *****		***** YEAR TO DATE *****	
	REVENUES	EXPENSES	REVENUES	EXPENSES
2017 CONSTABLE #4 TLEOSE FUND	.00	.00	.00	.00
2017 SHERIFF TLEOSE FUND	.00	30.00	.00	1,676.69
2017 DA TLEOSE FUND	.00	.00	.00	.00
2017 VZC COMMISSARY PERSONNEL FUND	.00	.00	.00	2.41
2017 SHERIFF - CANINE DRUG ACCOUNT	.00	.00	.00	.00
2017 JUSTICE COURT TECHNOLOGY FUND	784.72	.00	2,582.80	.00
2017 VZC COURTHOUSE BEAUTIFICATION	.00	.00	.00	.00
2017 CHILD ADVOCACY	.00	.00	.00	.00
2017 CONTRIBUTION RELIEF FUND	.00	.00	.00	.00
2017 HURRICANE RITA - ASSISTANCE	.00	.00	.00	.00
2017 VETERAN'S MEMORIAL WALL FUND	.00	.00	.00	.00
2017 HISTORICAL COMMISSION	.00	.00	1,000.10	.00
2017 VAN TORNADO-ASSISTANCE	1,490.99	112,644.43	152,943.82	152,943.62
2017 FEMA - DEC 2015 STORM	67,556.48	.00	67,556.48	.00
2017 FEMA APRIL 2016 STORM	.00	.00	.00	.00
	-----	-----	-----	-----
TOTAL	5,273,633.56	2,188,085.12	12,767,286.21	9,185,927.43

ACCOUNT NAME	BEGINNING CASH BALANCE	CASH RECEIPTS	CASH DISBURSEMENTS	ENDING CASH BALANCE
2017 010 GENERAL FUND				
COINS	1.00	.00	.00	1.00
CASH	132,985.36	3,113,938.46	3,148,639.79-	98,284.03
RETURNED CHECK FEES	.00	.00	.00	.00
AMERICAN NATIONAL CASH	.00	.00	.00	.00
VZC JURY CASH CLEARING	3,054.00	1,180.00	1,170.00-	3,064.00
VZC CHECKING DEBT SERVICE	.00	.00	.00	.00
PETTY CASH COLLECTION-PCT. 1	100.00	.00	.00	100.00
PETTY CASH-CTY CLERK	500.00	.00	.00	500.00
PETTY CASH-DIST CLERK	400.00	.00	.00	400.00
COUNTY COURT JURY CASH	.00	.00	.00	.00
DISTRICT COURT JURY CASH	.00	.00	.00	.00
PETTY CASH-JP #1	200.00	.00	.00	200.00
PETTY CASH-JP #2	200.00	.00	.00	200.00
PETTY CASH - JP#4	200.00	.00	.00	200.00
PETTY CASH-SHERIFF	.00	.00	.00	.00
PETTY CASH-TAX COLLECTOR	3,000.00	.00	.00	3,000.00
PETTY CASH - TAX COLL (BOAT)	.00	.00	.00	.00
PETTY CASH-TAX (BOAT CK ACCT)	2.70	.00	.00	2.70
TIME DEPOSIT ON ACCOUNT	189.91	1,800,907.00	.00	1,801,096.91
MBIA MUNCIPIPAL INVESTORS SERV	.00	1,260.23	.00	1,260.23
FUND TOTALS	140,832.97	4,917,285.69	3,149,809.79-	1,908,308.87
2017 011 VZC EMPLOYEE BENEFITS FUND				
VZC BENEFIT RESERVE	.00	.00	.00	.00
CLAIMS CLEARING ACCOUNT	.00	.00	.00	.00
INTER ACCOUNT CLEARING TRANSFE	.00	.00	.00	.00
FUND TOTALS	.00	.00	.00	.00
2017 012 RESERVE FUNDS				
CASH	.00	.00	.00	.00
TIME DEPOSIT ON ACCOUNT	545.43	.00	545.43-	.00
MBIA MUNICIPAL INVESTORS SERV	1,259.20	.00	1,259.20-	.00
FUND TOTALS	1,804.63	.00	1,804.63-	.00
2017 015 SHERIFF FORFEITURE FUND				
CASH	18,072.93	.00	.00	18,072.93
AMERICAN NATIONAL CASH	.00	.00	.00	.00
CASH-OTHER	.00	.00	.00	.00
TIME DEPOSIT ON ACCOUNT	9,040.81	4.24	.00	9,045.05
MBIA MUNICIPAL INVESTORS SERV	.00	.00	.00	.00
FUND TOTALS	27,113.74	4.24	.00	27,117.98
2017 016 DA FORFEITURE FUND				
CASH	.00	.00	.00	.00
D. A. ESCROW/BART ROGERS	3,093.53	.26	.00	3,093.79
D. A. ESCROW/HURST-LANE	1,812.88	.23	.00	1,813.11
D. A. ESCROW/CALE	1,166.06	.15	.00	1,166.21
D. A. ESCROW/HALL	301.07	.03	.00	301.10
D. A. ESCROW/RANDALL MOORE	800.65	.07	.00	800.72
D. A. ESCROW/DENNIS KINCAID	1,868.20	.16	.00	1,868.36
D. A. ESCROW/DALTON KING	2,464.01	.21	.00	2,464.22
D. A. ESCROW/TONY KHAMPA	6,159.14	.52	.00	6,159.66
D. A. ESCROW/STANLEY CRAVEN	1,015.27	.13	.00	1,015.40
D. A. ESCROW/JUAN RICARDO	5,068.55	.43	.00	5,068.98
D. A. ESCROW/CULPEPPER	2,809.65	.24	.00	2,809.89



ACCOUNT NAME	BEGINNING CASH BALANCE	CASH RECEIPTS	CASH DISBURSEMENTS	ENDING CASH BALANCE
D. A. ESCROW/JOHN FOSTER	1,746.09	.15	.00	1,746.24
D. A. ESCROW/	.00	.00	.00	.00
D. A. ESCROW/	.00	.00	.00	.00
D. A. ESCROW/	.00	.00	.00	.00
D. A. ESCROW/	.00	.00	.00	.00
D. A. ESCROW/RODERICK LANDON	8,242.28	.70	.00	8,242.98
D. A. ESCROW/LARRY C. STANFORD	8,746.87	.74	.00	8,747.61
D. A. ESCROW/ROY A. PETERSON	1,529.51	.19	.00	1,529.70
D. A. ESCROW/COREY L. PARISH	3,500.01	.30	.00	3,500.31
D. A. ESCROW/ BRYAN DUNCAN	.00	11,480.06	.00	11,480.06
D. A. ESCROW/JERRY WHITE, JR.	2,296.39	.29	.00	2,296.68
D. A. ESCROW/	.00	.00	.00	.00
D. A. ESCROW/	.00	.00	.00	.00
D. A. ESCROW/JAMES F CLINTON	525.76	.07	.00	525.83
D. A. ESCROW/	.00	.00	.00	.00
D. A. ESCROW/HEREDIA	2,914.91	.25	.00	2,915.16
D. A. ESCROW/	.00	.00	.00	.00
D. A. ESCROW/	.00	.00	.00	.00
D. A. ESCROW/A. RIOS	535.03	.07	.00	535.10
D. A. ESCROW/G. CAMARILLO	327.15	.04	.00	327.19
D. A. ESCROW/YOW, KENNERLY, GENT	.01	.00	.00	.01
D. A. ESCROW/	.00	.00	.00	.00
D. A. ESCROW/	.00	.00	.00	.00
D. A. ESCROW/DESARAE DAVIS	201.75	.03	.00	201.78
D. A. ESCROW/ROLAND & PLATT	3,115.21	.39	.00	3,115.60
D. A. ESCROW/	.00	.00	.00	.00
D. A. ESCROW/	.00	.00	.00	.00
D. A. ESCROW/RODNEY ROSS	1,472.95	.19	.00	1,473.14
D. A. ESCROW/POTTROFF	1,420.42	.18	.00	1,420.60
D. A. ESCROW/	.00	.00	.00	.00
D. A. ESCROW/	.00	.00	.00	.00
D. A. ESCROW/	.00	.00	.00	.00
D. A. ESCROW/	.00	.00	.00	.00
D. A. ESCROW/	.00	.00	.00	.00
D. A. ESCROW/	.00	.00	.00	.00
D. A. ESCROW/	.00	.00	.00	.00
D. A. ESCROW/	.00	.00	.00	.00
D. A. ESCROW/	.00	.00	.00	.00
D. A. ESCROW/	.00	.00	.00	.00
D. A. ESCROW/DOUG MILLER	368.02	.05	.00	368.07
D. A. ESCROW/	.00	.00	.00	.00
D. A. ESCROW/	.00	.00	.00	.00
D. A. ESCROW/BRIAN BOWERS	2,621.95	.33	.00	2,622.28
D. A. ESCROW/	.00	.00	.00	.00
D. A. ESCROW/SANDRA HOLDER	183.64	.03	.00	183.67
D. A. ESCROW/	.00	.00	.00	.00
D. A. ESCROW/	.00	.00	.00	.00
D. A. ESCROW/	.00	.00	.00	.00
D. A. ESCROW/HARRIS 552801	.02	.00	.00	.02
D. A. ESCROW/	.00	.00	.00	.00
D. A. ESCROW/	.00	.00	.00	.00
D. A. ESCROW/	.00	.00	.00	.00

ACCOUNT NAME	BEGINNING CASH BALANCE	CASH RECEIPTS	CASH DISBURSEMENTS	ENDING CASH BALANCE
D. A. ESCROW/JOHN H TUCKER	5,010.14	.64	.00	5,010.78
D. A. ESCROW/BOWERS	1,155.86	.15	.00	1,156.01
D. A. ESCROW/	.00	.00	.00	.00
D. A. ESCROW/BILLINGTON	4,273.50	.54	.00	4,274.04
D. A. ESCROW/	.00	.00	.00	.00
D. A. ESCROW/	.00	.00	.00	.00
D. A. ESCROW/	.00	.00	.00	.00
D. A. ESCROW/	.00	.00	.00	.00
D. A. ESCROW/CALVERT WILSON	2,311.18	.29	.00	2,311.47
D. A. ESCROW/	.00	.00	.00	.00
D. A. ESCROW/WALTER MAYS	353.32	.05	.00	353.37
D. A. ESCROW/	.00	.00	.00	.00
D. A. ESCROW/	.00	.00	.00	.00
D. A. ESCROW/GONZALES	4,022.38	.34	.00	4,022.72
D. A. ESCROW/	.00	.00	.00	.00
D. A. ESCROW/JASMINE GONZALEZ	637.97	.05	.00	638.02
D. A. ESCROW/	.00	.00	.00	.00
D. A. ESCROW/TAVARCHIE HARDING	778.26	.10	.00	778.36
D. A. ESCROW/	.00	.00	.00	.00
D. A. ESCROW/MICHAEL WOOD	4,554.04	.38	.00	4,554.42
TIME DEPOSIT ON ACCOUNT	.00	.00	.00	.00
MBIA MUNICIPAL INVESTORS SERV	.00	.00	.00	.00
FUND TOTALS	<u>89,403.63</u>	<u>11,489.03</u>	<u>.00</u>	<u>100,892.66</u>
2017 017 BUILDING SECURITY FUND				
CASH	3,028.61	3,957.24	4,085.74-	2,900.11
TIME DEPOSIT ON ACCOUNT	.00	.00	.00	.00
MBIA MUNICIPAL INVESTORS SERV	.00	.00	.00	.00
FUND TOTALS	<u>3,028.61</u>	<u>3,957.24</u>	<u>4,085.74-</u>	<u>2,900.11</u>
2017 018 JUSTICE COURT BLDG SECURITY				
CASH	8,355.49	187.79	122.00-	8,421.28
TIME DEPOSIT ON ACCOUNT	.00	.00	.00	.00
FUND TOTALS	<u>8,355.49</u>	<u>187.79</u>	<u>122.00-</u>	<u>8,421.28</u>
2017 019 DA FORFEITURE FUND				
CASH	.00	.00	.00	.00
D. A. ESCROW/	.00	.00	.00	.00
D. A. ESCROW/	.00	.00	.00	.00
D. A. ESCROW/	.00	.00	.00	.00
D. A. ESCROW/	.00	.00	.00	.00
D. A. ESCROW/	.00	.00	.00	.00
D. A. ESCROW/	.00	.00	.00	.00
D. A. ESCROW/	.00	.00	.00	.00
D. A. ESCROW/	.00	.00	.00	.00
D. A. ESCROW/	.00	.00	.00	.00
D. A. ESCROW/	.00	.00	.00	.00
D. A. ESCROW/	.00	.00	.00	.00
D. A. ESCROW/	.00	.00	.00	.00
D. A. ESCROW/BECKY SNELL	984.67	.12	.00	984.79
D. A. ESCROW/APOLONIO CAZAREZ	1,158.28	.15	.00	1,158.43
D. A. ESCROW/MARIE WALL	6,463.71	.82	.00	6,464.53
D. A. ESCROW/RICHARD SMITTY	2,939.43	.37	.00	2,939.80
D. A. ESCROW/	.00	.00	.00	.00
D. A. ESCROW/	.00	.00	.00	.00
D. A. ESCROW/	.00	.00	.00	.00
D. A. ESCROW/	.00	.00	.00	.00



ACCOUNT NAME	BEGINNING CASH BALANCE	CASH RECEIPTS	CASH DISBURSEMENTS	ENDING CASH BALANCE
D. A. ESCROW/	.00	.00	.00	.00
D. A. ESCROW/	.00	.00	.00	.00
D. A. ESCROW/	.00	.00	.00	.00
D. A. ESCROW/	.00	.00	.00	.00
D. A. ESCROW/	.00	.00	.00	.00
D. A. ESCROW/	.00	.00	.00	.00
D. A. ESCROW/	.00	.00	.00	.00
D. A. ESCROW/	.00	.00	.00	.00
D. A. ESCROW/	.00	.00	.00	.00
D. A. ESCROW/	.00	.00	.00	.00
TIME DEPOSIT ON ACCOUNT	.00	.00	.00	.00
MBIA MUNICIPAL INVESTORS SERV	.00	.00	.00	.00
FUND TOTALS	<u>13,221.37</u>	<u>1.67</u>	<u>.00</u>	<u>13,223.04</u>
2017 021 ROAD & BRIDGE - PCT. 1				
CASH	204,261.65	318,637.85	402,344.10-	120,555.40
TIME DEPOSIT ON ACCOUNT	171,899.03	300,109.73	.00	472,008.76
MBIA MUNICIPAL INVESTORS SERV	3.42	.00	.00	3.42
FUND TOTALS	<u>376,164.10</u>	<u>618,747.58</u>	<u>402,344.10-</u>	<u>592,567.58</u>
2017 022 ROAD & BRIDGE - PCT. 2				
CASH	390,586.61	421,662.82	678,243.63-	134,005.80
TIME DEPOSIT ON ACCOUNT	525,669.15	300,274.77	.00	825,943.92
MBIA MUNICIPAL INVESTORS SERV	388,937.42	316.96	.00	389,254.38
FUND TOTALS	<u>1,305,193.18</u>	<u>722,254.55</u>	<u>678,243.63-</u>	<u>1,349,204.10</u>
2017 023 ROAD & BRIDGE - PCT. 3				
CASH	230,911.91	386,101.91	469,543.92-	147,469.90
TIME DEPOSIT ON ACCOUNT	251,912.26	300,146.34	.00	552,058.60
MBIA MUNICIPAL INVESTORS SERV	.65	.00	.00	.65
FUND TOTALS	<u>482,824.82</u>	<u>686,248.25</u>	<u>469,543.92-</u>	<u>699,529.15</u>
2017 024 ROAD & BRIDGE - PCT. 4				
CASH	146,552.15	427,529.27	408,999.84-	165,081.58
TIME DEPOSIT ON ACCOUNT	25,968.73	300,040.33	.00	326,009.06
MBIA MUNICIPAL INVESTORS SERV	109,596.83	89.31	.00	109,686.14
FUND TOTALS	<u>282,117.71</u>	<u>727,658.91</u>	<u>408,999.84-</u>	<u>600,776.78</u>
2017 026 ROAD & BRIDGE - GEN				
CASH	12,761.91-	40,000.00	3,117.59-	24,120.50
TIME DEPOSIT ON ACCOUNT	.00	.00	.00	.00
MBIA MUNICIPAL INVESTORS SERV	.00	.00	.00	.00
FUND TOTALS	<u>12,761.91-</u>	<u>40,000.00</u>	<u>3,117.59-</u>	<u>24,120.50</u>
2017 031 COUNTY ROAD FUND - PCT. 1				
CASH	3,488.72	.00	.00	3,488.72
TIME DEPOSIT ON ACCOUNT	2,000.00	.00	.00	2,000.00
MBIA MUNICIPAL INVESTORS SERV	.00	.00	.00	.00
FUND TOTALS	<u>5,488.72</u>	<u>.00</u>	<u>.00</u>	<u>5,488.72</u>
2017 032 COUNTY ROAD FUND - PCT. 2				
CASH	434.00-	.00	.00	434.00-
TIME DEPOSIT ON ACCOUNT	.00	.00	.00	.00
MBIA MUNICIPAL INVESTORS SERV	.00	.00	.00	.00
FUND TOTALS	<u>434.00-</u>	<u>.00</u>	<u>.00</u>	<u>434.00-</u>
2017 033 COUNTY ROAD FUND - PCT. 3				
CASH	.00	.00	.00	.00

ACCOUNT NAME	BEGINNING CASH BALANCE	CASH RECEIPTS	CASH DISBURSEMENTS	ENDING CASH BALANCE
TIME DEPOSIT ON ACCOUNT	.00	.00	.00	.00
MBIA MUNICIPAL INVESTORS SERV	.00	.00	.00	.00
FUND TOTALS	.00	.00	.00	.00
2017 034 COUNTY ROAD FUND - PCT. 4				
CASH	.00	.00	.00	.00
TIME DEPOSIT ON ACCOUNT	.00	.00	.00	.00
MBIA MUNICIPAL INVESTORS SERV	.00	.00	.00	.00
FUND TOTALS	.00	.00	.00	.00
2017 035 VICTIM COORDINATOR GRANT				
CASH	14,436.21-	12,745.04	4,284.89-	5,976.06-
TIME DEPOSIT ON ACCOUNT	.00	.00	.00	.00
MBIA MUNICIPAL INVESTORS SERV	.00	.00	.00	.00
FUND TOTALS	14,436.21-	12,745.04	4,284.89-	5,976.06-
2017 036 DA FORFEITURE FUND II				
CASH	20,562.19	5.96	2,703.55-	17,864.60
TIME DEPOSIT ON ACCOUNT	76,827.99	36.04	.00	76,864.03
MBIA MUNICIPAL INVESTORS SERV	.00	.00	.00	.00
FUND TOTALS	97,390.18	42.00	2,703.55-	94,728.63
2017 037 CONSTABLE PCT #4 SEIZURE				
CASH	1,024.89	.00	.00	1,024.89
TIME DEPOSIT ON ACCOUNT	5,577.93	2.61	.00	5,580.54
MBIA MUNICIPAL INVESTORS SERV	.00	.00	.00	.00
FUND TOTALS	6,602.82	2.61	.00	6,605.43
2017 040 COUNTY LAW LIBRARY FUND				
CASH	1,206.88	2,181.00	3,393.82-	5.94-
TIME DEPOSIT ON ACCOUNT	48,912.68	22.94	.00	48,935.62
MBIA MUNICIPAL INVESTORS SERV	.00	.00	.00	.00
FUND TOTALS	50,119.56	2,203.94	3,393.82-	48,929.68
2017 042 COUNTY FREE LIBRARY				
CASH	34,421.44	10,678.66	8,391.56-	36,708.54
TIME DEPOSIT ON ACCOUNT	.00	.00	.00	.00
MBIA MUNICIPAL INVESTORS SERV	.00	.00	.00	.00
FUND TOTALS	34,421.44	10,678.66	8,391.56-	36,708.54
2017 043 COMMUNITY LIBRARY CONTRIBUTION				
CASH	407.10	.00	.00	407.10
TIME DEPOSIT ON ACCOUNT	.00	.00	.00	.00
MBIA MUNICIPAL INVESTORS SERV	.00	.00	.00	.00
FUND TOTALS	407.10	.00	.00	407.10
2017 047 DIGITIZE RECORDS				
CASH	5,048.80	680.00	.00	5,728.80
TIME DEPOSIT ON ACCOUNT	49,261.42	23.11	.00	49,284.53
MBIA	.00	.00	.00	.00
FUND TOTALS	54,310.22	703.11	.00	55,013.33
2017 048 SUPPLEMENTAL GUARDIANSHIP				
CASH	14,258.28	500.00	.00	14,758.28
TEXPOOL	11,056.01	5.18	.00	11,061.19
FUND TOTALS	25,314.29	505.18	.00	25,819.47
2017 049 COUNTY CHILD ABUSE PREVENTION				
CASH	4,461.80	103.37	.00	4,565.17

ACCOUNT NAME	BEGINNING CASH BALANCE	CASH RECEIPTS	CASH DISBURSEMENTS	ENDING CASH BALANCE
TIME DEPOSIT ON ACCOUNT	1.83	.00	.00	1.83
FUND TOTALS	<u>4,463.63</u>	<u>103.37</u>	<u>.00</u>	<u>4,567.00</u>
2017 050 COURT RELATED PROGRAMS				
CASH	6,211.76	.00	.00	6,211.76
TIME DEPOSIT ON ACCOUNT	9,043.79	4.24	.00	9,048.03
MBIA MUNICIPAL INVESTORS SERV	.00	.00	.00	.00
FUND TOTALS	<u>15,255.55</u>	<u>4.24</u>	<u>.00</u>	<u>15,259.79</u>
2017 052 COUNTY & DISTRICT TECH FUND				
CASH	6,431.56	145.94	.00	6,577.50
TIME DEPOSIT ON ACCOUNT	.00	.00	.00	.00
MBIA	.00	.00	.00	.00
FUND TOTALS	<u>6,431.56</u>	<u>145.94</u>	<u>.00</u>	<u>6,577.50</u>
2017 053 CAPITALCREDITSECONOMICDEVELOP				
CASH	5,810.22	.00	.00	5,810.22
TIME DEPOSIT ON ACCOUNT	180,476.11	84.67	.00	180,560.78
FUND TOTALS	<u>186,286.33</u>	<u>84.67</u>	<u>.00</u>	<u>186,371.00</u>
2017 054 COMBINEDCCOURTTECHNOLOGYFUND				
CASH	5,987.71	225.00	.00	6,212.71
TIME DEPOSIT ON ACCOUNT	19,153.36	8.98	.00	19,162.34
MBIA MUNICIPAL INVESTORS SERV	.00	.00	.00	.00
FUND TOTALS	<u>25,141.07</u>	<u>233.98</u>	<u>.00</u>	<u>25,375.05</u>
2017 055 CHAPTER 19				
TIME DEPOSIT ON ACCOUNT	184.04-	.00	.00	184.04-
MBIA	.00	.00	.00	.00
FUND TOTALS	<u>184.04-</u>	<u>.00</u>	<u>.00</u>	<u>184.04-</u>
2017 056 COUNTY RECORDS FUND				
CASH	19,664.03	1,393.12	320.00-	20,737.15
TIME DEPOSIT ON ACCOUNT	67,702.61	31.76	.00	67,734.37
MBIA MUNICIPAL INVESTORS SERV	.00	.00	.00	.00
FUND TOTALS	<u>87,366.64</u>	<u>1,424.88</u>	<u>320.00-</u>	<u>88,471.52</u>
2017 057 COUNTY CLERK RECORDS FUND				
CASH	16,462.22	15,932.29	8,833.06-	23,561.45
TIME DEPOSIT ON ACCOUNT	82,769.74	38.83	.00	82,808.57
MBIA MUNICIPAL INVESTORS SERV	.00	.00	.00	.00
FUND TOTALS	<u>99,231.96</u>	<u>15,971.12</u>	<u>8,833.06-</u>	<u>106,370.02</u>
2017 058 DISTRICT CLERK RECORDS FUND				
CASH	14,453.08	262.11	.00	14,715.19
TIME DEPOSIT ON ACCOUNT	25,244.68	11.84	.00	25,256.52
FUND TOTALS	<u>39,697.76</u>	<u>273.95</u>	<u>.00</u>	<u>39,971.71</u>
2017 059 COUNTY CLERK ARCHIVE				
CASH	73,160.25	8,365.00	.00	81,525.25
TIME DEPOSIT ON ACCOUNT	225,592.12	105.83	.00	225,697.95
FUND TOTALS	<u>298,752.37</u>	<u>8,470.83</u>	<u>.00</u>	<u>307,223.20</u>
2017 060 CAPTIAL PROJECT W P ANNEX				
CASH	.00	.00	.00	.00
TIME DEPOSIT ON ACCOUNT	.00	.00	.00	.00

ACCOUNT NAME	BEGINNING CASH BALANCE	CASH RECEIPTS	CASH DISBURSEMENTS	ENDING CASH BALANCE
MBIA MUNICIPAL INVESTOR SERVIC	.00	.00	.00	.00
FUND TOTALS	<u>.00</u>	<u>.00</u>	<u>.00</u>	<u>.00</u>
2017 061 CAPITAL PROJECT ROADS PCT NO 1				
CASH	171.63	.00	.00	171.63
TIME DEPOSIT ON ACCOUNT	.00	.00	.00	.00
MBIA MUNICIPAL INVESTOR SERVIC	.00	.00	.00	.00
FUND TOTALS	<u>171.63</u>	<u>.00</u>	<u>.00</u>	<u>171.63</u>
2017 062 CAPITAL PROJECT ROADS PCT NO 2				
CASH	.00	.00	.00	.00
TIME DEPOSIT ON ACCOUNT	.00	.00	.00	.00
MBIA MUNICIPAL INVESTORS SER	.00	.00	.00	.00
FUND TOTALS	<u>.00</u>	<u>.00</u>	<u>.00</u>	<u>.00</u>
2017 063 CAPITAL PROJECT ROADS PCT NO 3				
CASH	.00	.00	.00	.00
TIME DEPOSIT ON ACCOUNT	.00	.00	.00	.00
MBIA MUNICIPAL INVESTORS SERV	.00	.00	.00	.00
FUND TOTALS	<u>.00</u>	<u>.00</u>	<u>.00</u>	<u>.00</u>
2017 064 CAPITAL PROJECT ROADS PCT NO 4				
CASH	.00	.00	.00	.00
TIME DEPOSIT ON ACCOUNT	.00	.00	.00	.00
MBIA MUNICIPAL INVESTORS SERV	.00	.00	.00	.00
FUND TOTALS	<u>.00</u>	<u>.00</u>	<u>.00</u>	<u>.00</u>
2017 070 PERMANENT IMPROVEMENT FUND				
CASH	.00	.00	.00	.00
TIME DEPOSIT ON ACCOUNT	.00	.00	.00	.00
MBIA MUNICIPAL INVESTORS SERV	.00	.00	.00	.00
FUND TOTALS	<u>.00</u>	<u>.00</u>	<u>.00</u>	<u>.00</u>
2017 075 RIGHT-OF-WAY FUND				
CASH	118.09	.00	.00	118.09
TIME DEPOSIT ON ACCOUNT	.00	.00	.00	.00
MBIA MUNICIPAL INVESTORS SERV	.00	.00	.00	.00
FUND TOTALS	<u>118.09</u>	<u>.00</u>	<u>.00</u>	<u>118.09</u>
2017 084 TAX ANTICIPATION NOTES				
CASH	24.23	.00	.00	24.23
TIME DEPOSIT ON ACCOUNT	.00	.00	.00	.00
MBIA	.00	.00	.00	.00
FUND TOTALS	<u>24.23</u>	<u>.00</u>	<u>.00</u>	<u>24.23</u>
2017 085 DEBT SERVICE FUND				
CASH	258,105.21	276,069.37	300.00-	533,874.58
TIME DEPOSIT ON ACCOUNT	436,081.41	204.59	.00	436,286.00
MBIA MUNICIPAL INVESTORS SERV	246,134.12	200.58	.00	246,334.70
FUND TOTALS	<u>940,320.74</u>	<u>276,474.54</u>	<u>300.00-</u>	<u>1,216,495.28</u>
2017 087 VZC INDIGENT HEALTH PROGRAM				
CASH	111,591.81	17,529.22	8,393.81-	120,727.22
TIME DEPOSIT ON ACCOUNT	.00	.00	.00	.00
MBIA MUNICIPAL INVESTORS SERV	.00	.00	.00	.00
FUND TOTALS	<u>111,591.81</u>	<u>17,529.22</u>	<u>8,393.81-</u>	<u>120,727.22</u>
2017 088 SOIL CONSERVATION DIST FUND				
CASH	992.01	250.00	.00	1,242.01

ACCOUNT NAME	BEGINNING CASH BALANCE	CASH RECEIPTS	CASH DISBURSEMENTS	ENDING CASH BALANCE
TIME DEPOSIT ON ACCOUNT	20,127.30	9.44	.00	20,136.74
MBIA MUNICIPAL INVESTORS SERV	.00	.00	.00	.00
FUND TOTALS	<u>21,119.31</u>	<u>259.44</u>	<u>.00</u>	<u>21,378.75</u>
2017 090 APPELLATE JUSTICE SYSTEM FUND				
CASH	1,099.35	315.00	1,129.00-	285.35
TIME DEPOSIT ON ACCOUNT	.00	.00	.00	.00
MBIA MUNICIPAL INVESTORS SERV	.00	.00	.00	.00
FUND TOTALS	<u>1,099.35</u>	<u>315.00</u>	<u>1,129.00-</u>	<u>285.35</u>
2017 095 PAYROLL CLEARING ACCOUNT.				
CASH	200,000.20	.00	.00	200,000.20
MBIA MUNICIPAL INVESTORS SERV	.00	.00	.00	.00
FUND TOTALS	<u>200,000.20</u>	<u>.00</u>	<u>.00</u>	<u>200,000.20</u>
2017 096 GEN FIXED ASSETS ACCOUNT GRP				
MBIA MUNICIPAL INVESTORS SERV	.00	.00	.00	.00
FUND TOTALS	<u>.00</u>	<u>.00</u>	<u>.00</u>	<u>.00</u>
2017 097 LONG TERM DEBT GROUP				
MBIA MUNICIPAL INVESTORS SERV	.00	.00	.00	.00
FUND TOTALS	<u>.00</u>	<u>.00</u>	<u>.00</u>	<u>.00</u>
2017 130 911 RURAL ADDRESSING PROJECT				
CASH	.00	.00	.00	.00
TIME DEPOSIT ON ACCOUNT	.00	.00	.00	.00
MBIA MUNICIPAL INVESTORS SERV	.00	.00	.00	.00
OTHER CASH - 916055 B OF VZ	.00	.00	.00	.00
FUND TOTALS	<u>.00</u>	<u>.00</u>	<u>.00</u>	<u>.00</u>
2017 131 VAN ZANDT COUNTY JAIL				
CASH	64,448.15-	219,033.74	233,734.65-	79,149.06-
MEDICARE PAYABLE	.00	.00	.00	.00
VOUCHERS PAYABLE	.00	.00	.00	.00
TIME DEPOSIT ON ACCOUNT	.00	.00	.00	.00
MBIA MUNICIPAL INVESTORS SERV	.00	.00	.00	.00
FUND TOTALS	<u>64,448.15-</u>	<u>219,033.74</u>	<u>233,734.65-</u>	<u>79,149.06-</u>
2017 132 VAN ZANDT COUNTY SHERIFF DEPT				
CASH	7,961.03	208,430.05	226,890.73-	10,499.65-
TIME DEPOSIT ON ACCOUNT	.00	.00	.00	.00
MBIA MUNICIPAL INVESTORS SERV	.00	.00	.00	.00
FUND TOTALS	<u>7,961.03</u>	<u>208,430.05</u>	<u>226,890.73-</u>	<u>10,499.65-</u>
2017 135 CAPITAL MURDER				
CASH	.00	.00	.00	.00
TEXPOOL	184.29	.00	184.29-	.00
FUND TOTALS	<u>184.29</u>	<u>.00</u>	<u>184.29-</u>	<u>.00</u>
2017 136 HOMELAND SECURITY GRANT				
CASH	1,990.01	.00	.00	1,990.01
TIME DEPOSIT ON ACCOUNT	.00	.00	.00	.00
FUND TOTALS	<u>1,990.01</u>	<u>.00</u>	<u>.00</u>	<u>1,990.01</u>
2017 137 LAW ENFORCEMENT BLOCK 2001				
CASH	.00	.00	.00	.00
TIME DEPOSIT ON ACCOUNT	.00	.00	.00	.00



ACCOUNT NAME	BEGINNING CASH BALANCE	CASH RECEIPTS	CASH DISBURSEMENTS	ENDING CASH BALANCE
MBIA MUNICIPAL INVESTORS SERV	.00	.00	.00	.00
FUND TOTALS	.00	.00	.00	.00
2017 138 LAW ENFORCEMENT BLOCK 2003				
CASH	.00	.00	.00	.00
TIME DEPOSIT ON ACCOUNT	.00	.00	.00	.00
MBIA MUNICIPAL INVESTORS SERV	.00	.00	.00	.00
FUND TOTALS	.00	.00	.00	.00
2017 139 HOMELAND SECURITY GRANT P25 CO				
CASH	2,293.00-	.00	.00	2,293.00-
TIME DEPOSIT ON ACCOUNT	.00	.00	.00	.00
MBIA MUNICIPAL INVESTORS SERV	.00	.00	.00	.00
FUND TOTALS	2,293.00-	.00	.00	2,293.00-
2017 140 MOBILE VIDEO REPLACEMENT GRANT				
CASH	.00	.00	.00	.00
TDOA	.00	.00	.00	.00
FUND TOTALS	.00	.00	.00	.00
2017 141 BULLET PROOF VEST GRANT				
CASH	5,430.50-	.00	.00	5,430.50-
TIME DEPOSIT ON ACCOUNT	.00	.00	.00	.00
MBIA MUNICIPAL INVESTORS SERV	.00	.00	.00	.00
FUND TOTALS	5,430.50-	.00	.00	5,430.50-
2017 142 BURN JAG GRANT				
CASH	.00	.00	.00	.00
TIME DEPOSIT ON ACCOUNT	.00	.00	.00	.00
FUND TOTALS	.00	.00	.00	.00
2017 143 BYRNE JAG LOCAL GRANT				
CASH	.00	.00	.00	.00
TIME DEPOSIT ON ACCOUNT	.00	.00	.00	.00
FUND TOTALS	.00	.00	.00	.00
2017 145 SOLID WASTE GRANT				
CASH	203.03	.00	.00	203.03
TIME DEPOSIT ON ACCOUNT	.00	.00	.00	.00
FUND TOTALS	203.03	.00	.00	203.03
2017 147 MOBILE VIDEO REPLACEMENT GRANT				
CASH	.00	.00	.00	.00
TDOA	.00	.00	.00	.00
FUND TOTALS	.00	.00	.00	.00
2017 261 CAPITAL PROJECT ROADS PCT NO 1				
CASH	7.84	.00	.00	7.84
TIME DEPOSIT ON ACCOUNT	.00	.00	.00	.00
FUND TOTALS	7.84	.00	.00	7.84
2017 262 CAPITAL PROJECT ROADS PCT NO 2				
CASH	1.34	.00	.00	1.34
TIME DEPOSIT ON ACCOUNT	.00	.00	.00	.00
FUND TOTALS	1.34	.00	.00	1.34
2017 263 CAPITAL PROJECT PCT 3				
CASH	.00	.00	.00	.00

ACCOUNT NAME	BEGINNING CASH BALANCE	CASH RECEIPTS	CASH DISBURSEMENTS	ENDING CASH BALANCE
TIME DEPOSIT ON ACCOUNT	.00	.00	.00	.00
FUND TOTALS	<u>.00</u>	<u>.00</u>	<u>.00</u>	<u>.00</u>
2017 264 CAPITAL PROJECT PCT 4				
CASH	.00	.00	.00	.00
TIME DEPOSIT ON ACCOUNT	.00	.00	.00	.00
FUND TOTALS	<u>.00</u>	<u>.00</u>	<u>.00</u>	<u>.00</u>
2017 400 FRUITVALE 2011 TXCDBG 710056				
CASH	.00	.00	.00	.00
WATER GRANT CASH	.00	.00	.00	.00
FUND TOTALS	<u>.00</u>	<u>.00</u>	<u>.00</u>	<u>.00</u>
2017 401 BENWHEELERWSC 71348911131115				
FUND TOTALS	<u>.00</u>	<u>.00</u>	<u>.00</u>	<u>.00</u>
2017 402 LITTLEHOPEMOOREWSC713026081315				
FUND TOTALS	<u>.00</u>	<u>.00</u>	<u>.00</u>	<u>.00</u>
2017 540 PRETRIAL SUPERVISION				
CASH	50,030.64	4,078.87	3,645.91-	50,463.60
TDOA	100,319.72	47.06	.00	100,366.78
FUND TOTALS	<u>150,350.36</u>	<u>4,125.93</u>	<u>3,645.91-</u>	<u>150,830.38</u>
2017 541 COMMUNITY SUP & CORRECTIONS				
CASH	67,913.62	31,284.26	29,052.47-	70,145.41
PETTY CASH	100.00	.00	.00	100.00
TIME DEPOSIT ON ACCOUNT	259,370.20	121.68	.00	259,491.88
MBIA MUNICIPAL INVESTORS SERV	.00	.00	.00	.00
FUND TOTALS	<u>327,383.82</u>	<u>31,405.94</u>	<u>29,052.47-</u>	<u>329,737.29</u>
2017 542 ADULT PROBATION CIVIL				
CASH	61,382.06	1,130.00	2,562.85-	59,949.21
TDOA	272,879.13	128.02	.00	273,007.15
MBIA	.00	.00	.00	.00
FUND TOTALS	<u>334,261.19</u>	<u>1,258.02</u>	<u>2,562.85-</u>	<u>332,956.36</u>
2017 543 HIGH RISK SUBSTANCE ABUSE -CCP				
CASH	7,984.22	.00	3,256.50-	4,727.72
TIME DEPOSIT ON ACCOUNT	.00	.00	.00	.00
MBIA MUNICIPAL INVESTORS SERV	.00	.00	.00	.00
FUND TOTALS	<u>7,984.22</u>	<u>.00</u>	<u>3,256.50-</u>	<u>4,727.72</u>
2017 544 HIGH RISK SEX OFFENDER -CCP				
CASH	9,565.70	.00	3,979.18-	5,586.52
TIME DEPOSIT ON ACCOUNT	.00	.00	.00	.00
MBIA MUNICIPAL INVESTORS SERV	.00	.00	.00	.00
FUND TOTALS	<u>9,565.70</u>	<u>.00</u>	<u>3,979.18-</u>	<u>5,586.52</u>
2017 545 GRANT C COMMIT REDUCTION PROG				
CASH	7,342.78	5,193.00	4,743.54-	7,792.24
FUND TOTALS	<u>7,342.78</u>	<u>5,193.00</u>	<u>4,743.54-</u>	<u>7,792.24</u>
2017 546 JUVENILE PROBATION FUND				
CASH	271,938.04-	44,521.79	51,585.92-	279,002.17-
TIME DEPOSIT ON ACCOUNT	.00	.00	.00	.00
MBIA MUNICIPAL INVESTORS SERV	.00	.00	.00	.00

ACCOUNT NAME	BEGINNING CASH BALANCE	CASH RECEIPTS	CASH DISBURSEMENTS	ENDING CASH BALANCE
FUND TOTALS	<u>271,938.04-</u>	<u>44,521.79</u>	<u>51,585.92-</u>	<u>279,002.17-</u>
2017 547 VZCJPD STATE AID GRANT				
CASH	46,651.86	26,836.00	21,993.79-	51,494.07
TIME DEPOSIT ON ACCOUNT	.00	.00	.00	.00
MBIA MUNICIPAL INVESTORS SERV	.00	.00	.00	.00
FUND TOTALS	<u>46,651.86</u>	<u>26,836.00</u>	<u>21,993.79-</u>	<u>51,494.07</u>
2017 548 VZCJPD PROGRESSIVE SANCTIONS				
CASH	.00	.00	.00	.00
TIME DEPOSIT ON ACCOUNT	.00	.00	.00	.00
MBIA MUNICIPAL INVESTORS SERV	.00	.00	.00	.00
FUND TOTALS	<u>.00</u>	<u>.00</u>	<u>.00</u>	<u>.00</u>
2017 549 VZCJPD - GRANT N				
CASH	19,559.11	8,070.00	6,685.90-	20,943.21
TIME DEPOSIT ON ACCOUNT	.00	.00	.00	.00
MBIA MUNICIPAL INVESTORS SERV	.00	.00	.00	.00
FUND TOTALS	<u>19,559.11</u>	<u>8,070.00</u>	<u>6,685.90-</u>	<u>20,943.21</u>
2017 550 D A SUPPLEMENTAL FUND				
CASH	2,171.76-	7,500.00	387.06-	4,941.18
TIME DEPOSIT ON ACCOUNT	4,555.82	2.13	.00	4,557.95
MBIA MUNICIPAL INVESTORS SERV	.00	.00	.00	.00
FUND TOTALS	<u>2,384.06</u>	<u>7,502.13</u>	<u>387.06-</u>	<u>9,499.13</u>
2017 551 VOICES - JUV CJD GRANT				
VOICES - CJD JUV GRANT	14,172.99-	13,367.39	3,889.74-	4,695.34-
TIME DEPOSIT ON ACCOUNT	.00	.00	.00	.00
FUND TOTALS	<u>14,172.99-</u>	<u>13,367.39</u>	<u>3,889.74-</u>	<u>4,695.34-</u>
2017 552 ETCOG RESIDENTIAL				
CASH	2,811.00-	.00	900.00-	3,711.00-
FUND TOTALS	<u>2,811.00-</u>	<u>.00</u>	<u>900.00-</u>	<u>3,711.00-</u>
2017 553 V - JUV PROB POST FUND				
CASH	.00	.00	.00	.00
TIME DEPOSIT ON ACCOUNT	.00	.00	.00	.00
MBIA MUNICIPAL INVESTORS SERV	.00	.00	.00	.00
FUND TOTALS	<u>.00</u>	<u>.00</u>	<u>.00</u>	<u>.00</u>
2017 554 GRANT L SECURE FELONY REIMB				
GRANT L SECURE FELONY REIMB	665.00-	.00	.00	665.00-
TIME DEPOSIT ON ACCOUNT	.00	.00	.00	.00
FUND TOTALS	<u>665.00-</u>	<u>.00</u>	<u>.00</u>	<u>665.00-</u>
2017 555 JUVENILE PROBATION INTEREST				
CASH	20.12	1.22	.00	21.34
TIME DEPOSIT ON ACCOUNT	23,232.51	10.89	.00	23,243.40
MBIA MUNICIPAL INVESTORS SERV	.00	.00	.00	.00
FUND TOTALS	<u>23,252.63</u>	<u>12.11</u>	<u>.00</u>	<u>23,264.74</u>
2017 556 GRANT H-DIVERSION RESIDENTIAL				
CASH	.00	.00	.00	.00
FUND TOTALS	<u>.00</u>	<u>.00</u>	<u>.00</u>	<u>.00</u>
2017 557 GRANT I				
CASH	.00	.00	.00	.00

ACCOUNT NAME	BEGINNING CASH BALANCE	CASH RECEIPTS	CASH DISBURSEMENTS	ENDING CASH BALANCE
FUND TOTALS	.00	.00	.00	.00
2017 558 GRANT S				
CASH	13,197.97	4,451.00	3,450.26-	14,198.71
FUND TOTALS	13,197.97	4,451.00	3,450.26-	14,198.71
2017 559 MENTAL IMPAIRMENT CASELOAD				
CASH	13,722.45	.00	5,201.39-	8,521.06
TIME DEPOSIT ON ACCOUNT	.00	.00	.00	.00
MBIA MUNICIPAL INVESTORS SERV	.00	.00	.00	.00
FUND TOTALS	13,722.45	.00	5,201.39-	8,521.06
2017 560 SALARY ADJUSTMENT FOR JUV PROB				
CASH	1.33-	.00	.00	1.33-
TIME DEPOSIT ON ACCOUNT	.00	.00	.00	.00
MBIA MINUCIPAL INVESTORS SERV	.00	.00	.00	.00
FUND TOTALS	1.33-	.00	.00	1.33-
2017 562 TITLE IV-E FEDERAL FOSTER CARE				
CASH	.00	.00	.00	.00
TIME DEPOSIT ON ACCOUNT	.00	.00	.00	.00
MBIA MUNICIPAL INVESTORS SERV	.00	.00	.00	.00
FUND TOTALS	.00	.00	.00	.00
2017 563 FRUITVALE WATER TDHCA 720076				
FRUITVALE WATER SUPPLY	.00	.00	.00	.00
MBIA MUNICIPAL INVESTORS SERV	.00	.00	.00	.00
FUND TOTALS	.00	.00	.00	.00
2017 564 ICB				
CASH	.00	.00	.00	.00
FUND TOTALS	.00	.00	.00	.00
2017 565 INDIGENT DEFENSE GRANT				
CASH	9,937.59	.00	1,947.11-	7,990.48
TIME DEPOSIT ON ACCOUNT	304.58	.14	.00	304.72
FUND TOTALS	10,242.17	.14	1,947.11-	8,295.20
2017 567 ABATEMENT OFFICER				
CASH	42,390.41	12,441.79	9,691.12-	45,141.08
TDOA	.00	.00	.00	.00
FUND TOTALS	42,390.41	12,441.79	9,691.12-	45,141.08
2017 568 TECHNOLOGY RESOURCES				
CASH	1.50	.00	.00	1.50
TIME DEPOSIT ON ACCOUNT	.00	.00	.00	.00
FUND TOTALS	1.50	.00	.00	1.50
2017 569 HAVA ELECTION GRANT				
CASH	6,250.00	5,077.07	.00	11,327.07
FUND TOTALS	6,250.00	5,077.07	.00	11,327.07
2017 570 GOLDEN WATER SUPPLY CORP				
GOLDEN WATER TDHCA 726216	.00	.00	.00	.00
MBIA MUNICIPAL INVESTORS SERVI	.00	.00	.00	.00
FUND TOTALS	.00	.00	.00	.00
2017 580 D.A. CHECK COLLECTION FUND				
CASH	8,598.45	200.15	364.60-	8,434.00

ACCOUNT NAME	BEGINNING CASH BALANCE	CASH RECEIPTS	CASH DISBURSEMENTS	ENDING CASH BALANCE
TIME DEPOSIT ON ACCOUNT	10,123.49	4.74	.00	10,128.23
MBIA MUNICIPAL INVESTORS SERV	.00	.00	.00	.00
FUND TOTALS	<u>18,721.94</u>	<u>204.89</u>	<u>364.60-</u>	<u>18,562.23</u>
2017 591 CONSTABLE #1 TLEOSE FUND				
CASH	234.37	.00	.00	234.37
CASH - CITIZENS NATIONAL	.49-	.00	.00	.49-
TDOA	.00	.00	.00	.00
MBIA MUNICIPAL INVESTORS SERV	.00	.00	.00	.00
FUND TOTALS	<u>233.88</u>	<u>.00</u>	<u>.00</u>	<u>233.88</u>
2017 592 CONSTABLE #2 TLEOSE FUND				
CASH	604.68	.00	.00	604.68
CASH OTHER	.00	.00	.00	.00
MBIA MUNICIPAL INVESTORS SERV	.00	.00	.00	.00
FUND TOTALS	<u>604.68</u>	<u>.00</u>	<u>.00</u>	<u>604.68</u>
2017 593 CONSTABLE #3 TLEOSE FUND				
CASH	.00	.00	.00	.00
CASH OTHER - ANB/CANTON	1,790.75	.00	.00	1,790.75
MBIA MUNICIPAL INVESTORS SERV	.00	.00	.00	.00
FUND TOTALS	<u>1,790.75</u>	<u>.00</u>	<u>.00</u>	<u>1,790.75</u>
2017 594 CONSTABLE #4 TLEOSE FUND				
CASH	3,515.43	.00	.00	3,515.43
TIME DEPOSIT ON ACCOUNT	.00	.00	.00	.00
MBIA MUNICIPAL INVESTORS SERV	.00	.00	.00	.00
FUND TOTALS	<u>3,515.43</u>	<u>.00</u>	<u>.00</u>	<u>3,515.43</u>
2017 595 SHERIFF TLEOSE FUND				
CASH	6,915.14	.00	30.00-	6,885.14
MBIA MUNICIPAL INVESTORS SESRV	.00	.00	.00	.00
FUND TOTALS	<u>6,915.14</u>	<u>.00</u>	<u>30.00-</u>	<u>6,885.14</u>
2017 596 DA TLEOSE FUND				
CASH	1,436.88	.00	.00	1,436.88
MBIA MUNICIPAL INVESTORS SERV	.00	.00	.00	.00
FUND TOTALS	<u>1,436.88</u>	<u>.00</u>	<u>.00</u>	<u>1,436.88</u>
2017 597 VZC COMMISSARY PERSONNEL FUND				
CASH	2.41-	.00	.00	2.41-
MBIA MUNICIPAL INVESTORS SERV	.00	.00	.00	.00
FUND TOTALS	<u>2.41-</u>	<u>.00</u>	<u>.00</u>	<u>2.41-</u>
2017 598 SHERIFF - CANINE DRUG ACCOUNT				
CASH	.00	.00	.00	.00
CASH EW FNB 5058	.00	.00	.00	.00
MBIA MUNICIPAL INVESTORS SERV	.00	.00	.00	.00
FUND TOTALS	<u>.00</u>	<u>.00</u>	<u>.00</u>	<u>.00</u>
2017 600 JUSTICE COURT TECHNOLOGY FUND				
CASH	7,370.84	775.33	.00	8,146.17
TIME DEPOSIT ON ACCOUNT	20,028.16	9.39	.00	20,037.55
MBIA MUNICIPAL INVESTORS SERV	.00	.00	.00	.00
FUND TOTALS	<u>27,399.00</u>	<u>784.72</u>	<u>.00</u>	<u>28,183.72</u>
2017 601 VZC COURTHOUSE BEAUTIFICATION				
CASH	.00	.00	.00	.00

ACCOUNT NAME FUND TOTALS	BEGINNING CASH BALANCE	CASH RECEIPTS	CASH DISBURSEMENTS	ENDING CASH BALANCE
	<u>.00</u>	<u>.00</u>	<u>.00</u>	<u>.00</u>
2017 602 CHILD ADVOCACY				
HISTORICAL COMMISSION CASH	9.08	.00	.00	9.08
MBIA MUNICIPAL INVESTORS SERV	.00	.00	.00	.00
FUND TOTALS	<u>9.08</u>	<u>.00</u>	<u>.00</u>	<u>9.08</u>
2017 800 CONTRIBUTION RELIEF FUND				
CASH	.00	.00	.00	.00
TIME DEPOSIT ON ACCOUNT	16,082.93	.00	.00	16,082.93
FUND TOTALS	<u>16,082.93</u>	<u>.00</u>	<u>.00</u>	<u>16,082.93</u>
2017 801 HURRICANE RITA - ASSISTANCE				
CASH	.00	.00	.00	.00
TIME DEPOSIT ON ACCOUNT	.00	.00	.00	.00
FUND TOTALS	<u>.00</u>	<u>.00</u>	<u>.00</u>	<u>.00</u>
2017 802 VETERAN'S MEMORIAL WALL FUND				
CASH	.55	.00	.00	.55
TIME DEPOSIT ON ACCOUNT	.00	.00	.00	.00
FUND TOTALS	<u>.55</u>	<u>.00</u>	<u>.00</u>	<u>.55</u>
2017 803 HISTORICAL COMMISSION				
HISTORICAL COMMISSION CASH	10,127.31	.00	.00	10,127.31
TIME DEPOSIT ON ACCOUNT	.16	.00	.00	.16
FUND TOTALS	<u>10,127.47</u>	<u>.00</u>	<u>.00</u>	<u>10,127.47</u>
2017 804 VAN TORNADO-ASSISTANCE				
VAN TORNADO-ASSISTANCE-CASH	67,165.17	1,490.99	112,644.43-	43,988.27-
VTASST-TIME DEPOSITON ACCOUNT	.00	.00	.00	.00
FUND TOTALS	<u>67,165.17</u>	<u>1,490.99</u>	<u>112,644.43-</u>	<u>43,988.27-</u>
2017 805 FEMA - DEC 2015 STORM				
CASH	470.66	67,556.48	.00	68,027.14
TIME DEPOSIT ON ACCOUNT	.00	.00	.00	.00
FUND TOTALS	<u>470.66</u>	<u>67,556.48</u>	<u>.00</u>	<u>68,027.14</u>
2017 806 FEMA APRIL 2016 STORM				
CASH	.00	.00	.00	.00
TIME DEPOSIT ON ACCOUNT	.00	.00	.00	.00
FUND TOTALS	<u>.00</u>	<u>.00</u>	<u>.00</u>	<u>.00</u>
GRAND TOTALS	<u>5,830,969.56</u>	<u>8,737,769.85</u>	<u>5,882,642.37-</u>	<u>8,686,097.04</u>

ACCOUNT NUMBER	ACCOUNT NAME	DATE	AMDMT NUMBER	OLD BUDGET AMOUNT	AMENDED BUDGET AMOUNT	AMOUNT OF CHANGE	DESCRIPTION	CLK
2017 010-370-102	INSURANCE PROCEEDS	02/14/2017	170028	.00	272.88-	272.88-	INCREASE BUDGET	FT
	TOTAL AMENDMENTS		1	TOTAL CHANGES		272.88-		
2017 010-390-021	TRANSFER FROM R&B	01/25/2017	170019	.00	2,662.24-	2,662.24-	PROVIDE FUNDS FOR HR POSITI	KE
2017 010-390-022	TRANSFER FROM R&B	01/25/2017	170019	.00	2,662.24-	2,662.24-	PROVIDE FUNDS FOR HR POSITI	KE
2017 010-390-023	TRANSFER FROM R&B	01/25/2017	170019	.00	2,662.24-	2,662.24-	PROVIDE FUNDS FOR HR POSITI	KE
2017 010-390-024	TRANSFER FROM R&B	01/25/2017	170019	.00	2,662.24-	2,662.24-	PROVIDE FUNDS FOR HR POSITI	KE
	TOTAL AMENDMENTS		4	TOTAL CHANGES		10,648.96-		
2017 010-402-103	SALARIES - EMPLOYE	01/04/2017	170015	.00	25,522.50	25,522.50	TO FUND NEW H/R EMPLOYEE	KE
2017 010-402-103	SALARIES - EMPLOYE	01/04/2017	170016	25,522.50	31,875.00	6,352.50	TO FUND NEW H/R EMPLOYEE	KE
2017 010-402-201	SOCIAL SECURITY TA	01/04/2017	170015	.00	1,952.47	1,952.47	TO FUND NEW H/R EMPLOYEE	KE
2017 010-402-201	SOCIAL SECURITY TA	01/04/2017	170016	1,952.47	2,438.44	485.97	TO FUND NEW H/R EMPLOYEE	KE
2017 010-402-202	GROUP INSURANCE	01/04/2017	170015	.00	7,724.16	7,724.16	TO FUND NEW H/R EMPLOYEE	KE
2017 010-402-203	RETIREMENT CONTRIB	01/04/2017	170015	.00	2,026.49	2,026.49	TO FUND NEW H/R EMPLOYEE	KE
2017 010-402-203	RETIREMENT CONTRIB	01/04/2017	170016	2,026.49	2,530.89	504.40	TO FUND NEW H/R EMPLOYEE	KE
2017 010-402-204	WORKERS COMPENSATI	01/04/2017	170015	.00	241.96	241.96	TO FUND NEW H/R EMPLOYEE	KE
2017 010-402-204	WORKERS COMPENSATI	01/04/2017	170016	241.96	279.45	37.49	TO FUND NEW H/R EMPLOYEE	KE
2017 010-402-206	UNEMPLOYMENT INSUR	01/04/2017	170015	.00	275.64	275.64	TO FUND NEW H/R EMPLOYEE	KE
2017 010-402-206	UNEMPLOYMENT INSUR	01/04/2017	170016	275.64	344.25	68.61	TO FUND NEW H/R EMPLOYEE	KE
2017 010-402-310	OFFICE SUPPLIES	01/04/2017	170016	.00	1,000.00	1,000.00	TO FUND NEW H/R EMPLOYEE	KE
2017 010-402-311	POSTAGE	01/04/2017	170016	.00	300.00	300.00	TO FUND NEW H/R EMPLOYEE	KE
2017 010-402-427	TRAINING	01/04/2017	170016	.00	1,200.00	1,200.00	TO FUND NEW H/R EMPLOYEE	KE
2017 010-402-495	MISCELLANEOUS EXPE	01/04/2017	170016	.00	700.00	700.00	TO FUND NEW H/R EMPLOYEE	KE
EXPENDITURES - HUMAN RESOURCE	TOTAL AMENDMENTS		15	TOTAL CHANGES		48,392.19		
2017 010-403-427	TRAINING	02/14/2017	170026	2,000.00	4,000.00	2,000.00	LINE ITEM TRANSFER	FT
EXPENDITURES - COUNTY CLERK	TOTAL AMENDMENTS		1	TOTAL CHANGES		2,000.00		
2017 010-404-103	SALARIES - EMPLOYE	02/14/2017	170026	.00	2,034.56	2,034.56	LINE ITEM TRANSFER	FT
2017 010-404-311	POSTAGE	02/14/2017	170026	12,000.00	9,965.44	2,034.56-	LINE ITEM TRANSFER	FT
2017 010-404-311	POSTAGE	02/14/2017	170026	9,965.44	7,965.44	2,000.00-	LINE ITEM TRANSFER	FT
EXPENDITURES - ELECTIONS	TOTAL AMENDMENTS		3	TOTAL CHANGES		2,000.00-		
2017 010-497-103	SALARIES - EMPLOYE	01/04/2017	170015	51,102.47	25,579.97	25,522.50-	TO FUND NEW H/R EMPLOYEE	KE
2017 010-497-201	SOCIAL SECURITY TA	01/04/2017	170015	7,306.00	5,353.53	1,952.47-	TO FUND NEW H/R EMPLOYEE	KE
2017 010-497-202	GROUP INSURANCE	01/04/2017	170015	23,172.48	15,448.32	7,724.16-	TO FUND NEW H/R EMPLOYEE	KE
2017 010-497-203	RETIREMENT CONTRIB	01/04/2017	170015	7,583.00	5,556.51	2,026.49-	TO FUND NEW H/R EMPLOYEE	KE
2017 010-497-204	WORKERS COMPENSATI	01/04/2017	170015	910.00	668.04	241.96-	TO FUND NEW H/R EMPLOYEE	KE
2017 010-497-206	UNEMPLOYMENT INSUR	01/04/2017	170015	560.00	284.36	275.64-	TO FUND NEW H/R EMPLOYEE	KE
EXPENDITURES - CO.TREASURER	TOTAL AMENDMENTS		6	TOTAL CHANGES		37,743.22-		
2017 010-551-337	LAW ENFORCEMENT SU	02/14/2017	170026	200.00	437.00	237.00	LINE ITEM TRANSFER	FT
2017 010-551-428	FUEL AND LUBRICANT	01/26/2017	170020	1,500.00	1,343.00	157.00-	LINE ITEM TRANSFER	KE
2017 010-551-428	FUEL AND LUBRICANT	02/14/2017	170026	1,343.00	1,106.00	237.00-	LINE ITEM TRANSFER	FT
2017 010-551-451	AUTO MAINTENANCE	01/26/2017	170020	500.00	657.00	157.00	LINE ITEM TRANSFER	KE
EXPENDITURES - CONSTABLE PCT.1	TOTAL AMENDMENTS		4	TOTAL CHANGES		.00		
2017 010-700-132	TRANSFER TO SHERIF	02/14/2017	170028	2,453,000.00	2,453,272.88	272.88	INCREASE BUDGET	FT
TOTAL TRANSFERS	TOTAL AMENDMENTS		1	TOTAL CHANGES		272.88		
2017 015-560-492	DRUG INVESTIGATION	02/14/2017	170027	.00	3,500.00	3,500.00	INCREASE BUDGET	FT
2017 015-560-495	MISC	02/14/2017	170027	5,000.00	19,175.73	14,175.73	INCREASE BUDGET	FT
2017 015-560-572	EQUIPMENT	02/14/2017	170027	.00	5,000.00	5,000.00	INCREASE BUDGET	FT
EXPENDITURES - SHERIFF FORFEIT	TOTAL AMENDMENTS		3	TOTAL CHANGES		22,675.73		

ACCOUNT NUMBER	ACCOUNT NAME	DATE	AMDMT NUMBER	OLD BUDGET AMOUNT	AMENDED BUDGET AMOUNT	AMOUNT OF CHANGE	DESCRIPTION	CLK
2017 018-510-402	CONTRACT SERVICES	12/13/2016	170011	.00	2,000.00	2,000.00	LINE ITEM TRANSFER	FT
2017 018-510-495	MISCELLANEOUS	12/13/2016	170011	2,000.00	.00	2,000.00-	LINE ITEM TRANSFER	FT
EXPENDITURES - JUSTICE COURT		TOTAL AMENDMENTS		2	TOTAL CHANGES	.00		
2017 021-621-107	SALARIES-EXTRA HEL	02/14/2017	170026	7,148.20	9,148.20	2,000.00	LINE ITEM TRANSFER	FT
2017 021-621-335	ROAD & BRIDGE MATE	02/14/2017	170026	637,675.35	634,675.35	3,000.00-	LINE ITEM TRANSFER	FT
2017 021-621-335	ROAD & BRIDGE MATE	02/14/2017	170026	634,675.35	615,164.07	19,511.28-	LINE ITEM TRANSFER	FT
2017 021-621-495	MISCELLANEOUS EXPE	02/14/2017	170026	10,750.00	11,750.00	1,000.00	LINE ITEM TRANSFER	FT
2017 021-621-571	EQUIPMENT PURCHASE	02/14/2017	170026	15,000.00	34,511.28	19,511.28	LINE ITEM TRANSFER	FT
2017 021-621-571	EQUIPMENT PURCHASE	02/14/2017	170027	34,511.28	40,000.00	5,488.72	INCREASE BUDGET	FT
EXPENDITURES - R & B PCT.1		TOTAL AMENDMENTS		6	TOTAL CHANGES	5,488.72		
2017 021-700-010	TRANSFER TO GENERA	01/25/2017	170019	.00	2,662.24	2,662.24	PROVIDE FUNDS FOR HR POSITI	KE
EXPENDITURES - RB#1 TRANSFERS		TOTAL AMENDMENTS		1	TOTAL CHANGES	2,662.24		
2017 022-390-803	CARRY OVER FUND BA	01/26/2017	170021	.00	1,200,000.00-	1,200,000.00-	RECLASSIFY 2017 BUDGET RESO	KE
2017 022-390-804	TRN FROM VAN TORNA	01/26/2017	170024	200,000.00-	209,067.32-	9,067.32-	TO INCREASE BUDGET AMOUNT	KE
2017 022-390-804	TRN FROM VAN TORNA	01/26/2017	170021	209,067.32-	9,067.32-	200,000.00	RECLASSIFY 2017 BUDGET RESO	KE
2017 022-390-804	TRN FROM VAN TORNA	02/14/2017	170028	9,067.32-	18,134.64-	9,067.32-	INCREASE BUDGET	FT
2017 022-390-804	TRN FROM VAN TORNA	02/14/2017	170028	18,134.64-	18,468.42-	333.78-	INCREASE BUDGET	FT
2017 022-390-805	TRNSF FROM DEC 201	01/26/2017	170021	1,000,000.00-	.00	1,000,000.00	RECLASSIFY 2017 BUDGET RESO	KE
2017 022-390-805	TRNSF FROM DEC 201	02/14/2017	170028	.00	67,556.48-	67,556.48-	INCREASE BUDGET	FT
EXPENDITURES - R & B PCT.2		TOTAL AMENDMENTS		9	TOTAL CHANGES	617,890.26		
2017 022-622-335	ROAD & BRIDGE MATE	10/30/2016	170003	450,000.00	446,000.00	4,000.00-	LINE ITEM TRANSFERS	FT
2017 022-622-335	ROAD & BRIDGE MATE	12/28/2016	170013	446,000.00	441,990.00	4,010.00-	LINE ITEM TRANSFER	KE
2017 022-622-335	ROAD & BRIDGE MATE	01/27/2017	170023	441,990.00	991,990.00	550,000.00	TO INCREASE 2017 R&B BUDGET	KE
2017 022-622-335	ROAD & BRIDGE MATE	02/14/2017	170026	991,990.00	986,990.00	5,000.00-	LINE ITEM TRANSFER	FT
2017 022-622-336	FEMA VAN TORNADO -	02/14/2017	170028	200,000.00	200,333.78	333.78	INCREASE BUDGET	FT
2017 022-622-337	FEMA DEC 2015 STOR	02/14/2017	170028	1,000,000.00	1,067,556.48	67,556.48	INCREASE BUDGET	FT
2017 022-622-461	MACHINERY RENTAL	10/30/2016	170003	.00	4,000.00	4,000.00	LINE ITEM TRANSFERS	FT
2017 022-622-461	MACHINERY RENTAL	12/28/2016	170013	4,000.00	8,010.00	4,010.00	LINE ITEM TRANSFER	KE
2017 022-622-571	EQUIPMENT PURCHASE	02/14/2017	170026	.00	5,000.00	5,000.00	LINE ITEM TRANSFER	FT
EXPENDITURES - R & B PCT.2		TOTAL AMENDMENTS		9	TOTAL CHANGES	617,890.26		
2017 022-700-010	TRANSFER TO GENERA	01/25/2017	170019	.00	2,662.24	2,662.24	PROVIDE FUNDS FOR HR POSITI	KE
EXPENDITURES - RB#2 TRANSFERS		TOTAL AMENDMENTS		1	TOTAL CHANGES	2,662.24		
2017 023-623-335	ROAD & BRIDGE MATE	10/12/2016	170001	935,784.00	930,284.00	5,500.00-	LINE ITEM TRANSFER	FT
2017 023-623-335	ROAD & BRIDGE MATE	10/30/2016	170003	930,284.00	924,284.00	6,000.00-	LINE ITEM TRANSFERS	FT
2017 023-623-335	ROAD & BRIDGE MATE	01/09/2017	170018	924,284.00	914,284.00	10,000.00-	LINE ITEM TRANSFER	FT
2017 023-623-451	REPAIR & MAINT-MAC	01/09/2017	170018	58,000.00	68,000.00	10,000.00	LINE ITEM TRANSFER	FT
2017 023-623-461	MACHINERY RENTAL	10/12/2016	170001	.00	5,500.00	5,500.00	LINE ITEM TRANSFER	FT
2017 023-623-461	MACHINERY RENTAL	10/30/2016	170003	5,500.00	11,500.00	6,000.00	LINE ITEM TRANSFERS	FT
2017 023-623-461	MACHINERY RENTAL	02/14/2017	170027	11,500.00	13,400.00	1,900.00	INCREASE BUDGET	FT
2017 023-623-571	EQUIPMENT PURCHASE	02/14/2017	170025	.00	20,900.00	20,900.00	INCREASE R & B PCT 3 BUDGET	FT
EXPENDITURES - R & B PCT.3		TOTAL AMENDMENTS		8	TOTAL CHANGES	22,800.00		
2017 023-700-010	TRANSFER TO GENERA	01/25/2017	170019	.00	2,662.24	2,662.24	PROVIDE FUNDS FOR HR POSITI	KE
EXPENDITURES - RB#3 TRANSFERS		TOTAL AMENDMENTS		1	TOTAL CHANGES	2,662.24		
2017 024-390-804	TRN FROM VAN TORNA	10/30/2016	170004	.00	31,231.87-	31,231.87-	INCREASE FEMA BUDGET	FT
2017 024-390-804	TRN FROM VAN TORNA	01/09/2017	170017	31,231.87-	142,385.51-	111,153.64-	INCREASE BUDGET	FT
2017 024-390-804	TRN FROM VAN TORNA	02/14/2017	170028	142,385.51-	143,542.52-	1,157.01-	INCREASE BUDGET	FT
EXPENDITURES - R & B PCT.3		TOTAL AMENDMENTS		3	TOTAL CHANGES	143,542.52-		



ACCOUNT NUMBER	ACCOUNT NAME	DATE	AMDMT NUMBER	OLD BUDGET AMOUNT	AMENDED BUDGET AMOUNT	AMOUNT OF CHANGE	DESCRIPTION	CLK
2017 024-624-335	ROAD & BRIDGE MATE	11/07/2016	170006	656,337.00	671,337.00	15,000.00	INCREASE BUDGET	FT
2017 024-624-336	FEMA VAN TORNADO -	10/30/2016	170004	.00	31,231.87	31,231.87	INCREASE FEMA BUDGET	FT
2017 024-624-336	FEMA VAN TORNADO -	01/09/2017	170017	31,231.87	142,385.51	111,153.64	INCREASE BUDGET	FT
2017 024-624-336	FEMA VAN TORNADO -	02/14/2017	170028	142,385.51	143,542.52	1,157.01	INCREASE BUDGET	FT
2017 024-624-571	EQUIPMENT PURCHASE	11/03/2016	170005	.00	23,500.00	23,500.00	INCREASE BUDGET	FT
2017 024-624-571	EQUIPMENT PURCHASE	12/28/2016	170012	23,500.00	54,500.00	31,000.00	INCREASE 2017 BUDGET TO PUR	KE
EXPENDITURES - PCT.4			TOTAL AMENDMENTS	6	TOTAL CHANGES	213,042.52		
2017 024-700-010	TRANSFER TO GENERA	01/25/2017	170019	.00	2,662.24	2,662.24	PROVIDE FUNDS FOR HR POSITI	KE
EXPENDITURES - RB#4 TRANSFERS			TOTAL AMENDMENTS	1	TOTAL CHANGES	2,662.24		
2017 031-700-021	TRANSFER TO R&B #1	02/14/2017	170027	.00	5,488.72	5,488.72	INCREASE BUDGET	FT
			TOTAL AMENDMENTS	1	TOTAL CHANGES	5,488.72		
2017 035-476-310	OFFICE SUPPLIES	02/14/2017	170026	4,585.00	3,585.00	1,000.00-	LINE ITEM TRANSFER	FT
2017 035-476-427	TRAINING	02/14/2017	170026	1,500.00	2,500.00	1,000.00	LINE ITEM TRANSFER	FT
EXPENDITURES - VICTIM COORDINA			TOTAL AMENDMENTS	2	TOTAL CHANGES	.00		
2017 131-340-205	INSURANCE PROCEEDS	01/27/2017	170022	.00	34,786.40-	34,786.40-	PROCEEDS FROM INSURANCE CLA	KE
			TOTAL AMENDMENTS	1	TOTAL CHANGES	34,786.40-		
2017 131-512-571	EQUIPMENT	01/27/2017	170022	8,000.00	42,786.40	34,786.40	PROCEEDS FROM INSURANCE CLA	KE
EXPENDITURES - VZC JAIL			TOTAL AMENDMENTS	1	TOTAL CHANGES	34,786.40		
2017 132-352-400	GRANT PROCEEDS	02/14/2017	170027	.00	69,000.00-	69,000.00-	INCREASE BUDGET	FT
			TOTAL AMENDMENTS	1	TOTAL CHANGES	69,000.00-		
2017 132-390-010	TRANSFER FROM GENE	02/14/2017	170028	2,453,000.00-	2,453,272.88-	272.88-	INCREASE BUDGET	FT
			TOTAL AMENDMENTS	1	TOTAL CHANGES	272.88-		
2017 132-560-454	AUTOMOTIVE MAINTEN	02/14/2017	170028	50,000.00	50,272.88	272.88	INCREASE BUDGET	FT
2017 132-560-571	EQUIPMENT PURCHASE	02/14/2017	170027	5,000.00	74,000.00	69,000.00	INCREASE BUDGET	FT
EXPENDITURES - SHERIFF OFFICE			TOTAL AMENDMENTS	2	TOTAL CHANGES	69,272.88		
2017 541-333-101	STATE AID - SUPERV	11/08/2016	170007	142,790.00-	156,656.00-	13,866.00-	BUDGET AMENDMENTS ADULT PRO	KE
			TOTAL AMENDMENTS	1	TOTAL CHANGES	13,866.00-		
2017 541-344-100	PROBATION FEES	11/08/2016	170007	375,830.00-	360,830.00-	15,000.00	BUDGET AMENDMENTS ADULT PRO	KE
2017 541-344-104	DRUG TESTING	11/08/2016	170007	21,000.00-	19,435.00-	1,565.00	BUDGET AMENDMENTS ADULT PRO	KE
			TOTAL AMENDMENTS	2	TOTAL CHANGES	16,565.00		
2017 541-570-103	SALARIES - EMPLOYE	11/08/2016	170007	260,255.00	409,322.00	149,067.00	BUDGET AMENDMENTS ADULT PRO	KE
2017 541-570-201	SOCIAL SECURITY TA	11/08/2016	170007	26,030.00	37,434.00	11,404.00	BUDGET AMENDMENTS ADULT PRO	KE
2017 541-570-203	RETIREMENT CONTRIB	11/08/2016	170007	27,017.00	38,853.00	11,836.00	BUDGET AMENDMENTS ADULT PRO	KE
2017 541-570-206	UNEMPLOYMENT INSUR	11/08/2016	170007	3,675.00	5,375.00	1,700.00	BUDGET AMENDMENTS ADULT PRO	KE
2017 541-570-310	SUPPLIES/OPERATION	11/08/2016	170007	18,250.00	77,281.00	59,031.00	BUDGET AMENDMENTS ADULT PRO	KE
2017 541-570-408	CONTRACT SERVICES	11/08/2016	170007	37,855.00	18,825.00	19,030.00-	BUDGET AMENDMENTS ADULT PRO	KE
2017 541-570-419	PROFESSIONAL FEES	11/08/2016	170007	25,121.00	30,791.00	5,670.00	BUDGET AMENDMENTS ADULT PRO	KE
2017 541-570-420	TELEPHONE - UTILIT	11/08/2016	170007	3,875.00	4,200.00	325.00	BUDGET AMENDMENTS ADULT PRO	KE
2017 541-570-428	TRAVEL	11/08/2016	170007	8,250.00	20,250.00	12,000.00	BUDGET AMENDMENTS ADULT PRO	KE
2017 541-570-429	FURNISHED TRAVEL	11/08/2016	170007	5,500.00	53,000.00	47,500.00	BUDGET AMENDMENTS ADULT PRO	KE
2017 541-570-572	EQUIPMENT	11/08/2016	170007	8,100.00	33,100.00	25,000.00	BUDGET AMENDMENTS ADULT PRO	KE
EXPENDITURES - SUPERVISION			TOTAL AMENDMENTS	11	TOTAL CHANGES	304,503.00		
2017 543-333-103	STATE AID - SUBSTA	11/08/2016	170007	28,266.00-	29,624.00-	1,358.00-	BUDGET AMENDMENTS ADULT PRO	KE

ACCOUNT NUMBER	ACCOUNT NAME	DATE	AMDMT NUMBER	OLD BUDGET AMOUNT	AMENDED BUDGET AMOUNT	AMOUNT OF CHANGE	DESCRIPTION	CLK
			TOTAL AMENDMENTS	1	TOTAL CHANGES	1,358.00-		
2017 543-390-541	TRANSFER FROM SUP	11/08/2016	170008	11,616.00-	12,950.00-	1,334.00-	BUDGET AMENDMENTS ADULT PRO KE	
			TOTAL AMENDMENTS	1	TOTAL CHANGES	1,334.00-		
2017 543-573-103	SALARIES - EMPLOYE	11/08/2016	170007	34,000.00	36,000.00	2,000.00	BUDGET AMENDMENTS ADULT PRO KE	
2017 543-573-201	SOCIAL SECURITY TA	11/08/2016	170007	2,601.00	2,754.00	153.00	BUDGET AMENDMENTS ADULT PRO KE	
2017 543-573-203	RETIREMENT CONTRIB	11/08/2016	170007	2,700.00	2,858.00	158.00	BUDGET AMENDMENTS ADULT PRO KE	
2017 543-573-206	UNEMPLOYMENT INSUR	11/08/2016	170007	368.00	740.00	372.00	BUDGET AMENDMENTS ADULT PRO KE	
2017 543-573-419	PROFESSIONAL FEES	11/08/2016	170007	213.00	222.00	9.00	BUDGET AMENDMENTS ADULT PRO KE	
EXPENDITURES - SUBSTANCE ABUSE			TOTAL AMENDMENTS	5	TOTAL CHANGES	2,692.00		
2017 544-333-104	STATE AID - OFFEND	11/08/2016	170007	50,103.00-	51,603.00-	1,500.00-	BUDGET AMENDMENTS ADULT PRO KE	
			TOTAL AMENDMENTS	1	TOTAL CHANGES	1,500.00-		
2017 544-574-103	SALARIES-EMPLOYEES	11/08/2016	170007	42,620.00	43,900.00	1,280.00	BUDGET AMENDMENTS ADULT PRO KE	
2017 544-574-201	SOCIAL SECURITY TA	11/08/2016	170007	3,261.00	3,358.00	97.00	BUDGET AMENDMENTS ADULT PRO KE	
2017 544-574-203	RETIREMENT CONTRIB	11/08/2016	170007	3,385.00	3,486.00	101.00	BUDGET AMENDMENTS ADULT PRO KE	
2017 544-574-206	UNEMPLOYMENT INSUR	11/08/2016	170007	461.00	471.00	10.00	BUDGET AMENDMENTS ADULT PRO KE	
2017 544-574-419	PROFESSIONAL FEES	11/08/2016	170007	376.00	388.00	12.00	BUDGET AMENDMENTS ADULT PRO KE	
EXPENDITURES - OFFENDER			TOTAL AMENDMENTS	5	TOTAL CHANGES	1,500.00		
2017 546-587-441	GAS	10/13/2016	170002	.00	400.00	400.00	LINE ITEM TRANSFER	FT
EXPENDITURES DETENTION LOCAL			TOTAL AMENDMENTS	1	TOTAL CHANGES	400.00		
2017 547-333-110	STATE AID - JUVENI	11/23/2016	170010	322,027.00-	349,631.00-	27,604.00-	INCREASE JUV PROBATION BUDG	FT
			TOTAL AMENDMENTS	1	TOTAL CHANGES	27,604.00-		
2017 547-587-402	PROBATION EXTERNAL	11/23/2016	170010	.00	1,148.00	1,148.00	INCREASE JUV PROBATION BUDG	FT
2017 547-587-402	PROBATION EXTERNAL	12/28/2016	170014	1,148.00	1,238.85	90.85	GRANT R BUDGET ADJUSTMENT	KE
2017 547-587-411	RESIDENTIAL SERVIC	11/23/2016	170010	.00	24,000.00	24,000.00	INCREASE JUV PROBATION BUDG	FT
2017 547-587-427	TRAINING	11/23/2016	170010	.00	2,456.00	2,456.00	INCREASE JUV PROBATION BUDG	FT
2017 547-587-427	TRAINING	12/28/2016	170014	2,456.00	2,365.15	90.85-	GRANT R BUDGET ADJUSTMENT	KE
2017 547-587-495	MISCELLANEOUS EXPE	10/13/2016	170002	400.00	.00	400.00-	LINE ITEM TRANSFER	FT
EXPENDITURES - TJCP RESIDENTIA			TOTAL AMENDMENTS	6	TOTAL CHANGES	27,204.00		
2017 552-582-410	PSYCHOLOGICALS-ETC	11/16/2016	170009	7,000.00	6,000.00	1,000.00-	REDUCE BUDGET	FT
			TOTAL AMENDMENTS	1	TOTAL CHANGES	1,000.00-		
2017 559-390-541	TRANSFER FROM SUPE	11/08/2016	170008	30,306.00-	32,229.00-	1,923.00-	BUDGET AMENDMENTS ADULT PRO KE	
			TOTAL AMENDMENTS	1	TOTAL CHANGES	1,923.00-		
2017 559-570-103	SALARIES - EMPLOYE	11/08/2016	170007	55,300.00	56,959.00	1,659.00	BUDGET AMENDMENTS ADULT PRO KE	
2017 559-570-201	SOCIAL SECURITY	11/08/2016	170007	.00	126.00	126.00	BUDGET AMENDMENTS ADULT PRO KE	
2017 559-570-203	RETIREMENT CONTRIB	11/08/2016	170007	4,391.00	4,523.00	132.00	BUDGET AMENDMENTS ADULT PRO KE	
2017 559-570-206	UNEMPLOYMENT INSUR	11/08/2016	170007	598.00	604.00	6.00	BUDGET AMENDMENTS ADULT PRO KE	
EXPENDITURES - MENTAL IMPAIRME			TOTAL AMENDMENTS	4	TOTAL CHANGES	1,923.00		



P.O. Box 3188 • Longview, Texas 75606 • 903-237-5500



Return Service Requested

Date 1/31/17  
PRIMARY ACCOUNT  
ENCLOSURES

Page 1  
1910512  
440



TXBT TREASURER OF VAN ZANDT COUNTY  
FINANCIAL CLEARING  
121 E DALLAS #101  
CANTON TX 75103-1496

C H E C K I N G   A C C O U N T

PUBLIC FUNDS CHECKING		NUMBER OF ENCLOSURES	440
ACCOUNT NUMBER	1910512	Statement Dates	1/01/17 thru 1/31/17
PREVIOUS BALANCE	2,127,350.64	DAYS IN STATEMENT PERIOD	31
32 DEPOSITS	4,851,968.41	AVERAGE LEDGER	2,898,657.82
459 CHECKS/DEBITS	5,496,511.20	AVERAGE COLLECTED	2,884,336.53
SERVICE CHARGE	.00		
INTEREST PAID	.00		
CURRENT BALANCE	1,482,807.85		

D E P O S I T S   A N D   O T H E R   C R E D I T S

Date	Description	Amount
1/03	PAY VZ CO APPRAISAL	148,421.13
	PPD	
1/03	PAY VZ CO APPRAISAL	901,292.96
	PPD	
1/06	DEPOSIT	385.00
1/06	DEPOSIT	4,647.68
1/09	PAY VZ CO APPRAISAL	93,378.87
	PPD	
1/09	PAY VZ CO APPRAISAL	555,627.33
	PPD	
1/10	INV-PAYMTS TX AGRICULTURE	2,136.84
	CTX	
1/13	INV-PAYMTS GOVERNOR FISCAL	11,677.94
	CTX	
1/13	DEPOSIT	265,882.94
1/17	PAY VZ CO APPRAISAL	159,620.93
	PPD	
1/17	PAY VZ CO APPRAISAL	996,244.30
	PPD	
1/20	INV-PAYMTS CPA STATE FISCAL	10,185.86
	CTX	
1/20	INV-PAYMTS JUVENILE JUSTICE	44,550.00
	CTX	
1/20	DEPOSIT	1,260.00
1/23	INV-PAYMTS DEPT PUBL SAFETY	1,490.99
	CTX	
1/23	DEPOSIT	105,889.50

NOTICE: SEE REVERSE SIDE FOR IMPORTANT INFORMATION

012060



TXBT-025-011981-001-024-170201 012060 X04  
75103149626



Date 1/31/17  
 PRIMARY ACCOUNT  
 ENCLOSURES

Page 2  
 1910512  
 440

TREASURER OF VAN ZANDT COUNTY  
 FINANCIAL CLEARING  
 121 E DALLAS #101  
 CANTON TX 75103

PUBLIC FUNDS CHECKING

1910512 (continued)

DEPOSITS AND OTHER CREDITS		
Date	Description	Amount
1/24	PAY VZ CO APPRAISAL PPD	188,425.89
1/24	PAY VZ CO APPRAISAL PPD	1,063,293.42
1/25	INV-PAYMTS TX DPT CRIML JST CTX	803.70
1/26	INV-PAYMTS DEPT PUBL SAFETY CTX	67,556.48
1/27	MISC PAY DOJ TREAS 310 CCD 756001190150400	362.50
1/27	MISC PAY DOJ TREAS 310 CCD 756001190150400	362.50
1/27	MISC PAY DOJ TREAS 310 CCD 756001190150400	362.50
1/27	MISC PAY DOJ TREAS 310 CCD 756001190150400	375.00
1/27	MISC PAY DOJ TREAS 310 CCD 756001190150400	375.00
1/27	MISC PAY DOJ TREAS 310 CCD 756001190150400	375.00
1/27	MISC PAY DOJ TREAS 310 CCD 756001190150400	375.00
1/27	MISC PAY DOJ TREAS 310 CCD 756001190150400	375.00
1/27	MISC PAY DOJ TREAS 310 CCD 756001190150400	750.00
1/27	INV-PAYMTS GOVERNOR FISCAL CTX	13,367.39
1/27	DEPOSIT	71,728.60
1/31	DEPOSIT	140,388.16

WITHDRAWALS AND OTHER DEBITS

Date	Description	Amount
1/03	CHILDSUPP SYSTEMS AND METH CCD 163650000260802	1,415.30-
1/09	PAYMENT BANKCARD \TEL	1,571.66-
1/11	CHARGEBACK	144.00-

TXBT-025-011981-001-024-170201 012060 X04

TREASURER OF VAN ZANDT COUNTY  
FINANCIAL CLEARING  
121 E DALLAS #101  
CANTON TX 75103

PUBLIC FUNDS CHECKING 1910512 (continued)

WITHDRAWALS AND OTHER DEBITS		
Date	Description	Amount
1/12	Transf to Payroll clearing Payroll 1/13/2017 confirmation number 112170113	215,514.70-
1/12	Payment ATT \TEL	275.44-
1/13	PAYMENTS NATIONWIDE PPD	2,175.00-
1/13	USATAXPYMT IRS CCD 220741354706584	68,742.67-
1/17	Transf to Payroll clearing j shephard 1/13/17 confirmation number 117171010	489.60-
1/17	INVESTMENT BFDS CCD 612134000170112	150.00-
1/17	CHILDSUPP SYSTEMS AND METH CCD 170130000271184	1,232.99-
1/17	RECEIVABLE TEXAS COUNTY DRS CCD 0333	123,305.48-
1/18	USATAXPYMT IRS CCD 220741865450403	114.30-
1/20	Transf to Jury clearing Jury checks confirmation number 120170311	244.00-
1/23	Payment ATT \TEL	267.56-
1/25	RE: LOCATION #78331 ACCT #2340100001 PIN #109165 WIRE TRANSFER DEBIT TEX POOL	3,000,000.00-
1/26	Transf to Jury clearing Jury checks confirmation number 126170112	210.00-
1/26	Transf to Payroll clearing Payroll 1/27/2017 confirmation number 126170115	196,935.83-
1/27	REF: VAN ZANDT COUNTY CSCD 023 WIRE TRANSFER DEBIT TDCJ	3,149.10-
1/27	Transf to Debt services 1/14-1/20/2017	83,368.64-



Date 1/31/17  
 PRIMARY ACCOUNT  
 ENCLOSURES

Page 4  
 1910512  
 440

TREASURER OF VAN ZANDT COUNTY  
 FINANCIAL CLEARING  
 121 E DALLAS #101  
 CANTON TX 75103

PUBLIC FUNDS CHECKING 1910512 (continued)

WITHDRAWALS AND OTHER DEBITS		
Date	Description	Amount
	Confirmation number 127170149	
1/27	INVESTMENT BFDS	150.00-
	CCD 612134000170126	
1/27	PAYMENT VISA	427.94-
	\WEB	
1/27	PAYMENTS NATIONWIDE	2,175.00-
	PPD	
1/27	USATAXPYMT IRS	60,611.14-
	CCD 220742704274326	
1/30	Transf to Jury Clearing	726.00-
	Jury checks	
	Confirmation number 130170696	
1/30	CHILDSUPP SYSTEMS AND METH	1,336.14-
	CCD 170270000281939	
1/31	USATAXPYMT IRS	52.72-
	CCD 220743153777349	

CHECKS IN NUMERICAL ORDER

Date	Check No	Amount	Date	Check No	Amount
1/05	53708	30.29	1/12	55453*	35.00
1/31	54272*	120.00	1/03	55460*	132.84
1/05	54336*	240.00	1/09	55462*	395.00
1/30	54337	15.20	1/10	55465*	151.95
1/04	54637*	117.12	1/03	55470*	55.72
1/26	55026*	180.00	1/04	55478*	30.00
1/09	55190*	3,053.00	1/09	55479	16.48
1/04	55251*	49.95	1/04	55482*	29.99
1/04	55339*	600.53	1/06	55487*	492.00
1/03	55342*	3,900.00	1/11	55489*	48.00
1/03	55358*	49.60	1/11	55490	23.11
1/05	55366*	80.00	1/11	55491	7.75
1/05	55370*	20.00	1/03	55492	962.58
1/10	55383*	600.53	1/04	55493	2,773.57
1/11	55389*	156.00	1/09	55494	194.83
1/10	55403*	500.00	1/05	55496*	593.99
1/20	55407*	60.00	1/24	55497	1,400.00
1/04	55425*	104,080.66	1/04	55498	4,088.00

\* Indicates break in check number sequence

TXBT - 025-011981-001-024-170201 012060 X04

TREASURER OF VAN ZANDT COUNTY  
 FINANCIAL CLEARING  
 121 E DALLAS #101  
 CANTON TX 75103

PUBLIC FUNDS CHECKING

1910512 (continued)

CHECKS IN NUMERICAL ORDER

Date	Check No	Amount	Date	Check No	Amount
1/03	55499	531.16	1/03	55539	5,800.00
1/11	55500	1,200.00	1/03	55541*	909.45
1/04	55501	1,422.00	1/03	55542	66.00
1/04	55502	158.00	1/04	55543	500.00
1/03	55503	112.50	1/05	55544	347.21
1/03	55504	13,851.00	1/03	55545	27.76
1/03	55505	94.82	1/05	55546	3,035.95
1/11	55506	58.34	1/03	55547	53.00
1/04	55507	249.15	1/03	55548	1,428.00
1/03	55508	78.33	1/04	55549	124.18
1/09	55509	1,070.65	1/11	55550	120.00
1/05	55510	3,193.67	1/04	55551	100.00
1/18	55511	90.00	1/05	55552	2,733.00
1/05	55512	257.99	1/03	55553	550.00
1/05	55513	47.43	1/11	55554	48.00
1/17	55514	40.00	1/09	55555	28.44
1/05	55515	76.86	1/18	55556	421.83
1/04	55516	3,587.49	1/03	55557	174.46
1/04	55517	1,336.68	1/05	55558	1,210.79
1/04	55519*	14,758.37	1/04	55559	2,075.00
1/04	55520	12,569.03	1/09	55562*	324.80
1/04	55521	8,620.58	1/11	55563	500.00
1/04	55522	168.93	1/03	55564	3,877.32
1/04	55523	150.99	1/09	55565	2,514.00
1/26	55524	17,053.61	1/25	55566	680.00
1/05	55525	160.30	1/03	55568*	167.13
1/03	55526	2,200.00	1/03	55569	3,844.77
1/03	55527	2,886.80	1/04	55570	1,000.00
1/03	55528	175.42	1/09	55571	2,200.00
1/04	55529	254.70	1/06	55572	585.00
1/03	55530	1,152.00	1/05	55573	1,475.00
1/03	55531	125.00	1/04	55574	320.00
1/13	55532	1,196.78	1/09	55575	108.00
1/03	55533	575.00	1/09	55576	1,940.00
1/04	55534	177.09	1/03	55577	996.00
1/04	55535	43.00	1/03	55578	1,046.77
1/06	55536	11,619.35	1/04	55580*	1,250.00
1/13	55537	510.00	1/04	55581	4,375.00
1/03	55538	23.94	1/09	55582	48.80

\* Indicates break in check number sequence



Date 1/31/17  
 PRIMARY ACCOUNT  
 ENCLOSURES

Page 6  
 1910512  
 440

TREASURER OF VAN ZANDT COUNTY  
 FINANCIAL CLEARING  
 121 E DALLAS #101  
 CANTON TX 75103

PUBLIC FUNDS CHECKING

1910512 (continued)

CHECKS IN NUMERICAL ORDER					
Date	Check No	Amount	Date	Check No	Amount
1/09	55583	90.00	1/03	55625	120.00
1/06	55584	95.00	1/04	55626	24.00
1/05	55585	530.00	1/04	55627	701.49
1/06	55586	50.00	1/09	55628	44.80
1/04	55587	35.00	1/03	55629	52.98
1/03	55589*	750.00	1/12	55630	120.00
1/05	55590	48.93	1/09	55631	96.00
1/03	55591	23,055.20	1/03	55632	199.74
1/03	55592	146.75	1/09	55633	48.60
1/12	55593	241.65	1/09	55634	808.72
1/04	55594	671.18	1/10	55635	1,572.38
1/09	55595	113.44	1/09	55636	302.42
1/03	55596	447.40	1/10	55637	2,742.25
1/03	55598*	871.41	1/05	55639*	10,769.93
1/04	55599	1,330.00	1/13	55641*	114.54
1/03	55600	90.00	1/11	55642	18,516.92
1/03	55601	65,366.36	1/12	55643	77.60
1/10	55602	34.00	1/10	55644	4,813.33
1/04	55603	1,247.00	1/11	55645	583.87
1/03	55604	32,782.07	1/13	55646	142.86
1/05	55605	82.41	1/10	55647	116.15
1/04	55606	73.96	1/12	55648	2,115.99
1/05	55607	1,184.09	1/10	55649	1,610.62
1/11	55608	2,615.50	1/12	55650	85.09
1/05	55609	74.09	1/10	55651	523.80
1/06	55610	41.73	1/13	55652	189.79
1/03	55611	294.88	1/11	55653	99.90
1/05	55612	1.40	1/12	55655*	112.41
1/04	55613	2,230.84	1/09	55656	120.00
1/05	55614	1,572.08	1/10	55657	1,149.00
1/04	55615	294.00	1/10	55658	11.58
1/09	55616	158.03	1/11	55659	6.34
1/03	55617	814.21	1/18	55660	565.00
1/03	55619*	22.86	1/10	55661	4,600.00
1/05	55620	152.71	1/11	55662	332.84
1/23	55621	19.89	1/17	55663	47.75
1/03	55622	1,250.00	1/11	55664	181.47
1/10	55623	120.00	1/11	55666*	93.89
1/06	55624	254.45	1/13	55667	6,000.00

\* Indicates break in check number sequence

TXBT-025-011981-001-024-170201 012060 X04



TREASURER OF VAN ZANDT COUNTY  
 FINANCIAL CLEARING  
 121 E DALLAS #101  
 CANTON TX 75103

PUBLIC FUNDS CHECKING

1910512 (Continued)

CHECKS IN NUMERICAL ORDER					
Date	check No	Amount	Date	check No	Amount
1/12	55668	33,055.00	1/13	55805	55.00
1/06	55669	70,920.96	1/20	55806	600.53
1/12	55670	608.95	1/17	55807	65.97
1/12	55671	16.98	1/12	55808	4,006.63
1/18	55672	22.45	1/23	55809	592.00
1/12	55673	800.00	1/17	55810	63.42
1/11	55674	270.00	1/18	55811	359.59
1/17	55675	126.10	1/13	55812	141.44
1/19	55676	55.55	1/17	55813	35.00
1/12	55677	52.98	1/20	55814	475.00
1/12	55678	500.00	1/13	55815	930.04
1/23	55679	400.00	1/30	55816	5,650.00
1/12	55680	51.75	1/18	55817	1,045.00
1/17	55777*	4,636.34	1/17	55818	500.00
1/30	55778	500.00	1/17	55819	3,448.60
1/19	55779	1,533.33	1/17	55820	2,154.70
1/13	55780	199,137.38	1/13	55821	3,500.00
1/17	55781	145.00	1/17	55822	98.50
1/24	55782	600.00	1/13	55823	75.00
1/13	55783	1,417.81	1/19	55824	1,950.00
1/24	55784	2,700.00	1/19	55825	600.53
1/17	55785	600.53	1/13	55826	602.01
1/13	55786	543.90	1/17	55828*	499.50
1/20	55787	900.00	1/17	55829	4,174.31
1/18	55788	50.00	1/11	55830	500.00
1/17	55789	158.00	1/18	55831	460.00
1/18	55791*	624.00	1/10	55832	16.40
1/18	55792	180.00	1/17	55833	491.71
1/26	55793	138.48	1/13	55834	153.34
1/17	55794	24.00	1/17	55835	3,649.66
1/19	55795	175.00	1/12	55836	500.00
1/17	55796	815.50	1/17	55838*	5,794.70
1/13	55797	13,374.00	1/18	55839	602.33
1/13	55798	430.00	1/23	55840	2,758.00
1/17	55799	5,861.82	1/27	55842*	1,196.52
1/10	55800	3,495.00	1/13	55843	667.49
1/19	55801	600.53	1/13	55844	44,750.00
1/17	55803*	210.00	1/13	55845	750.00
1/17	55804	975.00	1/30	55846	107.00

\* Indicates break in check number sequence



Date 1/31/17  
 PRIMARY ACCOUNT  
 ENCLOSURES

Page 8  
 1910512  
 440

TREASURER OF VAN ZANDT COUNTY  
 FINANCIAL CLEARING  
 121 E DALLAS #101  
 CANTON TX 75103

PUBLIC FUNDS CHECKING

1910512 (Continued)

CHECKS IN NUMERICAL ORDER

Date	Check No	Amount	Date	Check No	Amount
1/17	55847	151.00	1/18	55888	1,875.00
1/30	55848	145.00	1/20	55890*	703.16
1/13	55849	159.00	1/24	55891	35.00
1/13	55850	936.00	1/13	55892	23.72
1/17	55851	49.00	1/13	55893	43,548.11
1/09	55852	225.00	1/23	55894	62,317.00
1/17	55853	25.77	1/27	55895	736.18
1/17	55854	21,328.63	1/27	55896	10,192.57
1/13	55855	394.23	1/20	55897	23,498.00
1/18	55856	640.00	1/27	55898	25,102.31
1/12	55857	8,207.00	1/31	55899	143.62
1/17	55858	304.24	1/30	55900	272.60
1/13	55859	792.53	1/26	55901	266.07
1/18	55861*	50.00	1/26	55902	233.48
1/18	55862	600.53	1/30	55904*	38.02
1/17	55863	715.00	1/27	55905	8.99
1/18	55864	1,500.00	1/26	55906	450.00
1/17	55865	6,498.76	1/27	55907	6,000.00
1/18	55867*	521.36	1/27	55908	5.76
1/18	55868	8,118.74	1/26	55909	495.00
1/18	55869	344.55	1/27	55910	128.85
1/17	55870	33,400.05	1/27	55911	844.00
1/18	55871	71.29	1/26	55913*	51.75
1/17	55872	16.98	1/27	55914	10.00
1/18	55873	225.00	1/27	55915	68,910.48
1/18	55874	3.69	1/23	55916	78,231.66
1/24	55875	182.00	1/25	55918*	6,350.92
1/18	55876	21.47	1/30	55919	160.70
1/17	55877	130.00	1/30	55923*	992.20
1/25	55878	140.00	1/30	55924	59,226.20
1/19	55879	969.80	1/30	55925	175.00
1/18	55880	50.00	1/31	55926	591.34
1/18	55881	82.36	1/31	55929*	1,287.18
1/17	55882	41.82	1/30	55932*	539.00
1/20	55883	533.75	1/30	55933	350.00
1/18	55884	137.52	1/31	55938*	55.00
1/18	55885	21.47	1/31	55939	1,925.98
1/19	55886	80.00	1/31	55940	1,274.40
1/20	55887	24.95	1/30	55941	86.61

\* Indicates break in check number sequence

TXBT-025-011981-001-024-170201 012060 X04

Date 1/31/17  
 PRIMARY ACCOUNT  
 ENCLOSURES

Page 9  
 1910512  
 440

TREASURER OF VAN ZANDT COUNTY  
 FINANCIAL CLEARING  
 121 E DALLAS #101  
 CANTON TX 75103

PUBLIC FUNDS CHECKING

1910512 (Continued)

CHECKS IN NUMERICAL ORDER

Date	Check No	Amount	Date	Check No	Amount
1/31	55942	547.00	1/31	56001	550.00
1/30	55943	200.85	1/30	56003*	67.47
1/30	55944	248.96	1/30	56004	54.58
1/30	55945	135.00	1/27	56007*	30,035.00
1/30	55946	238.80	1/30	56008	110.18
1/31	55948*	430.00	1/30	56010*	861.29
1/30	55950*	912.00	1/30	56012*	60.00
1/27	55951	5,299.97	1/31	56013	1,262.95
1/31	55953*	600.00	1/30	56014	550.00
1/11	55954	231.23	1/30	56017*	295.00
1/31	55956*	5,973.74	1/31	56018	850.00
1/31	55957	336.00	1/31	56019	458.00
1/30	55958	1,728.00	1/26	56021*	343.20
1/31	55962*	3,299.95	1/30	56023*	5,042.87
1/31	55964*	98.98	1/31	56028*	80.25
1/31	55965	3,564.34	1/30	56029	356.00
1/30	55966	42,909.28	1/30	56030	3,883.69
1/31	55967	52.66	1/30	56031	400.51
1/27	55971*	162.79	1/30	56036*	500.00
1/31	55972	5,085.00	1/31	56039*	320.00
1/31	55974*	296.68	1/30	56040	43.28
1/27	55975	1,000.00	1/30	56042*	2,420.00
1/31	55976	1,500.00	1/30	56047*	106.65
1/30	55977	1,150.00	1/30	56050*	1,735.85
1/30	55979*	260.50	1/30	56053*	3,052.08
1/31	55980	283.45	1/25	56054	1,014.00
1/27	55982*	300.90	1/31	56055	71.70
1/31	55984*	593.53	1/30	56056	63.75
1/31	55986*	628.05	1/30	56057	2,840.60
1/30	55987	164.00	1/30	56059*	153.96
1/30	55988	9,289.17	1/31	56062*	786.11
1/31	55990*	510.00	1/30	56065*	92.40
1/30	55991	506.02	1/24	56066	755.00
1/30	55992	1,962.08	1/31	56068*	4,384.50
1/30	55995*	197.79	1/30	56069	1,742.82
1/31	55996	156.04	1/31	56070	51.00
1/30	55997	242.04	1/31	56075*	530.00
1/26	55998	365.00	1/31	56076	111,957.16
1/30	56000*	1,625.01	1/30	56078*	189.69

\* Indicates break in check number sequence



Date 1/31/17  
 PRIMARY ACCOUNT  
 ENCLOSURES

Page 10  
 1910512  
 440

TREASURER OF VAN ZANDT COUNTY  
 FINANCIAL CLEARING  
 121 E DALLAS #101  
 CANTON TX 75103

PUBLIC FUNDS CHECKING

1910512 (Continued)

CHECKS IN NUMERICAL ORDER						
Date	Check No	Amount	Date	Check No	Amount	
1/31	56084*	284.58	1/30	56099		61.30
1/30	56088*	169.55	1/27	56108*		60,079.87
1/30	56094*	41.77	1/31	56133*		24.00
1/31	56098*	975.08				

\* Indicates break in check number sequence

DAILY BALANCE INFORMATION					
Date	Balance	Date	Balance	Date	Balance
1/01	2,127,350.64	1/11	3,312,853.01	1/23	3,832,982.51
1/03	3,003,538.20	1/12	3,046,475.84	1/24	5,079,029.82
1/04	2,831,920.72	1/13	2,932,584.08	1/25	2,071,648.60
1/05	2,804,002.60	1/17	3,865,993.88	1/26	1,922,482.66
1/06	2,724,976.79	1/18	3,847,196.40	1/27	1,651,395.14
1/09	3,358,510.32	1/19	3,841,231.66	1/30	1,494,410.68
1/10	3,338,590.17	1/20	3,870,188.13	1/31	1,482,807.85

END OF STATEMENT

TexPool Participant Services  
 C/O Federated Investors Inc.  
 1001 Texas Avenue, Suite 1400  
 Houston, TX 77002



# Participant Statement

VAN ZANDT COUNTY  
 FINANCIAL CLEARING FUND  
 ATTN TERI PRUITT  
 121 E DALLAS ST STE 101  
 CANTON TX 75103-1496

Statement Period 01/01/2017 - 01/31/2017

Page 1 of 2

Customer Service 1-866-TEX-POOL  
 Location ID 000078331  
 Investor ID 000009623

## TexPool Update

Did you know that you can make payments directly to your Vendors without completing a Special Wire Instruction Form? Use the Vendor Payment Instructions Form to add a Vendor to your account today! Contact TexPool Participant Services to learn more!

## TexPool Summary

Pool Name	Beginning Balance	Total Deposits	Total Withdrawals	Total Interest	Current Balance	Average Balance
Texas Local Government Investment Pool	\$2,952,135.29	\$3,000,000.00	\$0.00	\$1,666.80	\$5,953,802.09	\$3,629,608.41
<b>Total Dollar Value</b>	<b>\$2,952,135.29</b>	<b>\$3,000,000.00</b>	<b>\$0.00</b>	<b>\$1,666.80</b>	<b>\$5,953,802.09</b>	

## Portfolio Value

Pool Name	Pool/Account	Market Value (01/01/2017)	Share Price (01/31/2017)	Shares Owned (01/31/2017)	Market Value (01/31/2017)
Texas Local Government Investment Pool	449/2340100001	\$2,952,135.29	\$1.00	5,953,802.090	\$5,953,802.09
<b>Total Dollar Value</b>		<b>\$2,952,135.29</b>			<b>\$5,953,802.09</b>

## Interest Summary

Pool Name	Pool/Account	Month-to-Date Interest	Year-to-Date Interest
Texas Local Government Investment Pool	449/2340100001	\$1,666.80	\$1,666.80
<b>Total</b>		<b>\$1,666.80</b>	<b>\$1,666.80</b>

## Transaction Detail

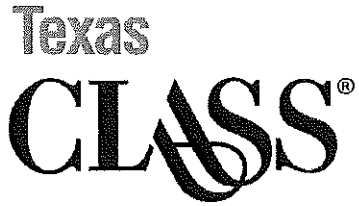
**Texas Local Government Investment Pool**

**Participant: VAN ZANDT COUNTY**

**Pool/Account: 449/2340100001**

Transaction Date	Settlement Date	Transaction Description	Transaction Dollar Amount	Share Price	Shares This Transaction	Shares Owned
01/01/2017	01/01/2017	BEGINNING BALANCE	\$2,952,135.29	\$1.00		2,952,135.290
01/25/2017	01/25/2017	TRANSFER DEPOSIT	\$3,000,000.00	\$1.00	3,000,000.000	5,952,135.290
01/31/2017	01/31/2017	MONTHLY POSTING	\$1,666.80	\$1.00	1,666.800	5,953,802.090
<b>Account Value as of 01/31/2017</b>			<b>\$5,953,802.09</b>	<b>\$1.00</b>		<b>5,953,802.090</b>





Summary Statement

January 2017

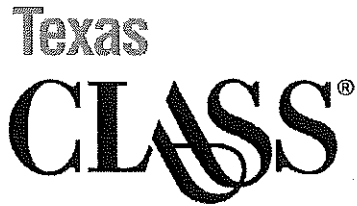
**Van Zandt County**

121 East Dallas Street, Room 101  
 Canton, TX 75103  
 U.S.A.

**TXCLASS**

Average Monthly Yield: 0.96%

	Beginning Balance	Contributions	Withdrawals	Income Earned	Income Earned YTD	Average Daily Balance	Month End Balance
TX-01-0250-0001 FINANCIAL CLEARING	745,931.64	0.00	0.00	607.88	607.88	746,251.36	746,539.52
<b>Total</b>	<b>745,931.64</b>	<b>0.00</b>	<b>0.00</b>	<b>607.88</b>	<b>607.88</b>	<b>746,251.36</b>	<b>746,539.52</b>



Account Statement

January 2017

**Van Zandt County**

121 East Dallas Street, Room 101  
 Canton, TX 75103  
 U.S.A.

**TXCLASS TX-01-0250-0001**

**Summary**

Average Monthly Yield: 0.96%

	Beginning Balance	Contributions	Withdrawals	Income Earned	Average Daily Balance	Month End Balance
TX-01-0250-0001 FINANCIAL CLEARING	745,931.64	0.00	0.00	607.88	746,251.36	746,539.52

**Transactions**

Transaction Date	Transaction Description	Contributions & Income Earned	Withdrawals	Balance	Transaction Number
01/01/2017	Beginning Balance			745,931.64	
01/31/2017	Income Earned For The Period	607.88			
01/31/2017	Ending Balance			746,539.52	





Daily Rates

January 2017

**TXCLASS**

Date	Dividend Rate	Annual Yield
01-Jan-17	0.000024734	0.91%
02-Jan-17	0.000024734	0.91%
03-Jan-17	0.000025055	0.92%
04-Jan-17	0.000025046	0.92%
05-Jan-17	0.000025435	0.93%
06-Jan-17	0.000025600	0.94%
07-Jan-17	0.000025600	0.94%
08-Jan-17	0.000025600	0.94%
09-Jan-17	0.000026156	0.96%
10-Jan-17	0.000026062	0.95%
11-Jan-17	0.000026201	0.96%
12-Jan-17	0.000026361	0.96%
13-Jan-17	0.000026433	0.97%
14-Jan-17	0.000026433	0.97%
15-Jan-17	0.000026433	0.97%
16-Jan-17	0.000026433	0.97%
17-Jan-17	0.000026383	0.97%
18-Jan-17	0.000026735	0.98%
19-Jan-17	0.000027009	0.99%
20-Jan-17	0.000027009	0.99%
21-Jan-17	0.000027009	0.99%
22-Jan-17	0.000027009	0.99%
23-Jan-17	0.000026735	0.98%
24-Jan-17	0.000026740	0.98%
25-Jan-17	0.000026855	0.98%
26-Jan-17	0.000027008	0.99%
27-Jan-17	0.000026606	0.97%
28-Jan-17	0.000026606	0.97%
29-Jan-17	0.000026606	0.97%
30-Jan-17	0.000027008	0.99%
31-Jan-17	0.000027008	0.99%