

Van Zandt County
Monthly Financial & Investment Report
Month Ending February 28, 2017

TO BE RECORDED IN THE MARCH 28, 2017 MINUTES

OF THE COMMISSIONERS' COURT

BY VAN ZANDT COUNTY CLERK.


SUBMITTED THIS THE 10th DAY OF MARCH 2017




Teri Pruitt, Treasurer

The Van Zandt County Commissioners' Court, having reviewed the Treasurer's Report as presented, having taken reasonable steps to ensure its accuracy, and based upon presentations of the Treasurer's Office, does hereby approve the Report, subject to the independent auditor's review and does further order that it be filed with the official minutes of this meeting. {LGC 114.026(c)}

In addition, the below signatures affirm that the Treasurers' Report complies with statutes as referenced. {LGC 114.026(d)}



Don Kirkpatrick, Van Zandt County Judge




Brandon Brown

Commissioner Precinct #1




Keith Pearson

Commissioner Precinct #3



Virgil Melton, Jr.

Commissioner Precinct #2



Tim West

Commissioner Precinct #4

FUND NAME	CHECKING ACCOUNT	CHECKING AMOUNT	TDOA ACCOUNT	TDOA AMOUNT	FUND TOTAL
2017 010 GENERAL FUND	FIN CLEAR AMERICAN	669,960.51	TDOA MBIA	2,202,024.69	
	CTY JURY	3,071.00		1,261.18	2,876,317.38
2017 011 VZC EMPLOYEE BENEFITS FUND			MEDRESERVE MEDCLAIMS		
2017 012 RESERVE FUNDS	FIN CLEAR		TDOA MBIA		
2017 015 SHERIFF FORFEITURE FUND	FIN CLEAR AMERICAN	13,940.54	TDOA MBIA	9,049.12	22,989.66
2017 016 DA FORFEITURE FUND	FIN CLEAR		TDOA MBIA		
	ESCROW #1	3,094.03			
	ESCROW #2	1,813.32			
	ESCROW #3	1,166.34			
	ESCROW #4	301.14			
	ESCROW #5	800.78			
	ESCROW #6	1,868.50			
	ESCROW #7	2,464.41			
	ESCROW #8	6,160.13			
	ESCROW #9	1,015.51			
	ESCROW #10	5,069.37			
	ESCROW #11	2,810.11			
	ESCROW #12	1,746.37			
	ESCROW #13				
	ESCROW #14				
	ESCROW #15				
	ESCROW #16				
	ESCROW #17	8,243.62			
	ESCROW #18	8,748.28			
	ESCROW #19	1,529.88			
	ESCROW #20	3,500.58			
	ESCROW #21	11,480.94			
	ESCROW #22	2,296.94			
	ESCROW #23				
	ESCROW #24				
	ESCROW #25	525.89			
	ESCROW #26				
	ESCROW #27	2,915.39			
	ESCROW #28				
	ESCROW #29				
	ESCROW #30	535.16			
	ESCROW #31	327.23			
	ESCROW #32	.01			
	ESCROW #33				
	ESCROW #34				
	ESCROW #35	201.80			
	ESCROW #36	3,115.96			
	ESCROW #37				
	ESCROW #38				
	ESCROW #39	1,473.31			
	ESCROW #40	1,420.76			
	ESCROW #41				
	ESCROW #42				

FUND NAME	CHECKING ACCOUNT	CHECKING AMOUNT	TDOA ACCOUNT	TDOA AMOUNT	FUND TOTAL
	ESCROW #43				
	ESCROW #44				
	ESCROW #45				
	ESCROW #46				
	ESCROW #47				
	ESCROW #48				
	ESCROW #49				
	ESCROW #50				
	ESCROW #51				
	ESCROW #52				
	ESCROW #53				
	ESCROW #54				
	ESCROW #55	368.11			
	ESCROW #56				
	ESCROW #57				
	ESCROW #58	2,622.58			
	ESCROW #59				
	ESCROW #60	183.69			
	ESCROW #61				
	ESCROW #62				
	ESCROW #63				
	ESCROW #64				
	ESCROW #65	.02			
	ESCROW #66				
	ESCROW #67				
	ESCROW #68				
	ESCROW #69	5,011.36			
	ESCROW #70	1,156.14			
	ESCROW #71				
	ESCROW #72	4,274.53			
	ESCROW #73				
	ESCROW #74				
	ESCROW #75				
	ESCROW #76				
	ESCROW #77	2,311.74			
	ESCROW #78				
	ESCROW #79	353.41			
	ESCROW #80				
	ESCROW #81				
	ESCROW #82	4,023.03			
	ESCROW #83				
	ESCROW #84	638.07			
	ESCROW #85				
	ESCROW #86	778.45			
	ESCROW #87				
	ESCROW #88	4,554.77			100,901.66
2017 017 BUILDING SECURITY FUND	FIN CLEAR	3,515.18	TDOA MBIA		3,515.18
2017 018 JUSTICE COURT BLDG SECURITY	FIN CLEAR	8,626.40	TDOA		8,626.40
2017 019 DA FORFEITURE FUND	ESCROW #13	984.91			
	ESCROW #14	1,158.56			
	ESCROW #15	6,465.28			
	ESCROW #16	2,940.14			

FUND NAME	CHECKING ACCOUNT	CHECKING AMOUNT	TDOA ACCOUNT	TDOA AMOUNT	FUND TOTAL
	ESCROW #45	1,675.68			13,224.57
2017 021 ROAD & BRIDGE - PCT. 1	FIN CLEAR	96,443.92	TDOA MBIA	569,240.46 3.42	665,687.80
2017 022 ROAD & BRIDGE - PCT. 2	FIN CLEAR	152,998.32	TDOA MBIA	946,338.63 389,544.28	1,488,881.23
2017 023 ROAD & BRIDGE - PCT. 3	FIN CLEAR	193,818.41	TDOA MBIA	702,335.39 .65	896,154.45
2017 024 ROAD & BRIDGE - PCT. 4	FIN CLEAR	170,201.45	TDOA MBIA	436,176.50 109,767.83	716,145.78
2017 026 ROAD & BRIDGE - GEN	FIN CLEAR	21,109.14	TDOA MBIA		21,109.14
2017 031 COUNTY ROAD FUND - PCT. 1	FIN CLEAR		TDOA MBIA		
2017 032 COUNTY ROAD FUND - PCT. 2	FIN CLEAR	434.00-	TDOA MBIA		434.00-
2017 033 COUNTY ROAD FUND - PCT. 3	FIN CLEAR		TDOA MBIA		
2017 034 COUNTY ROAD FUND - PCT. 4	FIN CLEAR		TDOA MBIA		
2017 035 VICTIM COORDINATOR GRANT	FIN CLEAR	9,063.26-	TDOA MBIA		9,063.26-
2017 036 DA FORFEITURE FUND II	FIN CLEAR	16,012.10	TDOA MBIA	76,898.68	92,910.78
2017 037 CONSTABLE PCT #4 SEIZURE	FIN CLEAR	1,024.89	TDOA MBIA	5,583.05	6,607.94
2017 040 COUNTY LAW LIBRARY FUND	FIN CLEAR	691.65	TDOA MBIA	48,957.68	49,649.33
2017 042 COUNTY FREE LIBRARY	FIN CLEAR	38,159.65	TDOA MBIA		38,159.65
2017 043 COMMUNITY LIBRARY CONTRIBUTIFIN	FIN CLEAR	407.10	TDOA MBIA		407.10
2017 047 DIGITIZE RECORDS	FIN CLEAR	6,688.80	TDOA MBIA	49,306.75	55,995.55
2017 048 SUPPLEMENTAL GUARDIANSHIP	FIN CLEAR	14,242.28	TDOA	11,066.17	25,308.45
2017 049 COUNTY CHILD ABUSE PREVENTIOFIN	FIN CLEAR	4,652.43	TDOA	1.83	4,654.26
2017 050 COURT RELATED PROGRAMS	FIN CLEAR	6,211.76	TDOA MBIA	9,052.10	15,263.86

FUND NAME	CHECKING ACCOUNT	CHECKING AMOUNT	TDOA ACCOUNT	TDOA AMOUNT	FUND TOTAL
2017 052 COUNTY & DISTRICT TECH FUND	FIN CLEAR	6,692.47	TDOA MBIA		6,692.47
2017 053 CAPITALCREDITSECONOMICDEVELOFIN	FIN CLEAR	5,810.22	TDOA	180,642.18	186,452.40
2017 054 COMBINEDCCOURTTECHNOLOGYFUND	FIN CLEAR	6,622.71	TDOA	19,170.97	25,793.68
2017 055 CHAPTER 19	FIN CLEAR	184.04-	TDOA MBIA		184.04-
2017 056 COUNTY RECORDS FUND	FIN CLEAR	21,922.04	TDOA MBIA	67,764.90	89,686.94
2017 057 COUNTY CLERK RECORDS FUND	FIN CLEAR	26,772.76	TDOA MBIA	82,845.90	109,618.66
2017 058 DISTRICT CLERK RECORDS FUND	FIN CLEAR	15,151.19	TDOA	25,267.90	40,419.09
2017 059 COUNTY CLERK ARCHIVE	FIN CLEAR	40,981.25	TDOA	275,808.99	316,790.24
2017 060 CAPTIAL PROJECT W P ANNEX	FIN CLEAR		TDOA MBIA		
2017 061 CAPITAL PROJECT ROADS PCT NOFIN	FIN CLEAR	171.63	TDOA MBIA		171.63
2017 062 CAPITAL PROJECT ROADS PCT NOFIN	FIN CLEAR		TDOA MBIA		
2017 063 CAPITAL PROJECT ROADS PCT NOFIN	FIN CLEAR		TDOA MBIA		
2017 064 CAPITAL PROJECT ROADS PCT NOFIN	FIN CLEAR		TDOA MBIA		
2017 070 PERMANENT IMPROVEMENT FUND	FIN CLEAR		TDOA MBIA		
2017 075 RIGHT-OF-WAY FUND	FIN CLEAR	118.09	TDOA MBIA		118.09
2017 084 TAX ANTICIPATION NOTES	FIN CLEAR	24.23	TDOA MBIA		24.23
2017 085 DEBT SERVICE FUND	DEBT CL	574,176.41	TDOA MBIA	436,482.71 246,518.16	1,257,177.28
2017 087 VZC INDIGENT HEALTH PROGRAM	FIN CLEAR	11,768.68	TDOA MBIA	75,000.00	86,768.68
2017 088 SOIL CONSERVATION DIST FUND	FIN CLEAR	4,507.99-	TDOA MBIA	20,145.81	15,637.82
2017 090 APPELLATE JUSTICE SYSTEM FUN	FIN CLEAR	745.35	TDOA MBIA		745.35

FUND NAME	CHECKING ACCOUNT	CHECKING AMOUNT	TDOA ACCOUNT	TDOA AMOUNT	FUND TOTAL
2017 095 PAYROLL CLEARING ACCOUNT.	PAYCLEAR	200,000.20	MBIA		200,000.20
2017 096 GEN FIXED ASSETS ACCOUNT GRP			MBIA		
2017 097 LONG TERM DEBT GROUP			MBIA		
2017 130 911 RURAL ADDRESSING PROJECTFIN CLEAR			TDOA MBIA		
2017 131 VAN ZANDT COUNTY JAIL	FIN CLEAR	75,175.02-	TDOA MBIA		75,175.02-
2017 132 VAN ZANDT COUNTY SHERIFF DEPPFIN CLEAR		9,861.69	TDOA MBIA		9,861.69
2017 135 CAPITAL MURDER	FIN CLEAR		TDOA		
2017 136 HOMELAND SECURITY GRANT	FIN CLEAR	1,990.01			1,990.01
2017 137 LAW ENFORCEMENT BLOCK 2001	FIN CLEAR		TDOA MBIA		
2017 138 LAW ENFORCEMENT BLOCK 2003	FIN CLEAR		TDOA MBIA		
2017 139 HOMELAND SECURITY GRANT P25	FIN CLEAR	2,293.00-	TDOA MBIA		2,293.00-
2017 140 MOBILE VIDEO REPLACEMENT GRAFIN CLEAR			TDOA		
2017 141 BULLET PROOF VEST GRANT	FIN CLEAR	5,430.50-	TDOA MBIA		5,430.50-
2017 142 BURN JAG GRANT	FIN CLEAR		TDOA		
2017 143 BYRNE JAG LOCAL GRANT	FIN CLEAR		TDOA		
2017 145 SOLID WASTE GRANT	FIN CLEAR	203.03			203.03
2017 147 MOBILE VIDEO REPLACEMENT GRAFIN CLEAR			TDOA		
2017 261 CAPITAL PROJECT ROADS PCT NOFIN CLEAR		7.84	TDOA		7.84
2017 262 CAPITAL PROJECT ROADS PCT NOFIN CLEAR		1.34	TDOA		1.34
2017 263 CAPITAL PROJECT PCT 3	FIN CLEAR		TDOA		
2017 264 CAPITAL PROJECT PCT 4	FIN CLEAR		TDOA		
2017 400 FRUITVALE 2011 TXCDBG 710056WATER					
2017 401 BENWHEELERWSC 71348911131115					
2017 402 LITTLEHOPEMOOREWSC7130260813					
2017 540 PRETRIAL SUPERVISION	FIN CLEAR	51,008.31	TDOA	100,412.03	151,420.34

FUND NAME	CHECKING ACCOUNT	CHECKING AMOUNT	TDOA ACCOUNT	TDOA AMOUNT	FUND TOTAL
2017 541 COMMUNITY SUP & CORRECTIONS	FIN CLEAR	79,438.61	TDOA MBIA	259,608.87	339,047.48
2017 542 ADULT PROBATION CIVIL	FIN CLEAR	59,673.53	TDOA MBIA	273,130.24	332,803.77
2017 543 HIGH RISK SUBSTANCE ABUSE -CFIN	CLEAR	1,569.88	TDOA MBIA		1,569.88
2017 544 HIGH RISK SEX OFFENDER -CCP	FIN CLEAR	1,730.04	TDOA		1,730.04
2017 545 GRANT C COMMIT REDUCTION PROFIN	CLEAR	8,542.30			8,542.30
2017 546 JUVENILE PROBATION FUND	FIN CLEAR	259,612.55-	TDOA MBIA		259,612.55-
2017 547 VZCJPD STATE AID GRANT	FIN CLEAR	62,050.01	TDOA MBIA		62,050.01
2017 548 VZCJPD PROGRESSIVE SANCTIONS	FIN CLEAR		TDOA MBIA		
2017 549 VZCJPD - GRANT N	FIN CLEAR	20,879.98	TDOA MBIA		20,879.98
2017 550 D A SUPPLEMENTAL FUND	FIN CLEAR	12,331.20	TDOA MBIA	4,560.00	16,891.20
2017 551 VOICES - JUV CJD GRANT	FIN CLEAR	9,498.87-	TDOA		9,498.87-
2017 552 ETCOG RESIDENTIAL	FIN CLEAR	3,711.00-			3,711.00-
2017 553 V - JUV PROB POST FUND	FIN CLEAR		TDOA MBIA		
2017 554 GRANT L SECURE FELONY REIMB	FIN CLEAR	665.00-	TDOA		665.00-
2017 555 JUVENILE PROBATION INTEREST	FIN CLEAR	23.18	TDOA MBIA	23,253.87	23,277.05
2017 556 GRANT H-DIVERSION RESIDENTIAL	FIN CLEAR				
2017 557 GRANT I	FIN CLEAR				
2017 558 GRANT S	FIN CLEAR	10,757.80			10,757.80
2017 559 MENTAL IMPAIRMENT CASELOAD	FIN CLEAR	3,478.86	TDOA MBIA		3,478.86
2017 560 SALARY ADJUSTMENT FOR JUV PR	FIN CLEAR	1.33-	TDOA MBIA		1.33-
2017 562 TITLE IV-E FEDERAL FOSTER CA	FIN CLEAR		TDOA MBIA		
2017 563 FRUITVALE WATER TDHCA 720076			MBIA		

FUND NAME	CHECKING ACCOUNT	CHECKING AMOUNT	TDOA ACCOUNT	TDOA AMOUNT	FUND TOTAL
2017 564 ICB	FIN CLEAR				
2017 565 INDIGENT DEFENSE GRANT	FIN CLEAR	6,152.82	TDOA	304.85	6,457.67
2017 567 ABATEMENT OFFICER	FIN CLEAR	51,084.46	TDOA		51,084.46
2017 568 TECHNOLOGY RESOURCES	FIN CLEAR	1.50	TDOA		1.50
2017 569 HAVA ELECTION GRANT	FIN CLEAR	11,327.07			11,327.07
2017 570 GOLDEN WATER SUPPLY CORP					
2017 580 D.A. CHECK COLLECTION FUND	FIN CLEAR	8,633.20	TDOA MBIA	10,132.79	18,765.99
2017 591 CONSTABLE #1 TLEOSE FUND	FIN CLEAR	234.37	TDOA MBIA		234.37
2017 592 CONSTABLE #2 TLEOSE FUND	FIN CLEAR	604.68	MBIA		604.68
2017 593 CONSTABLE #3 TLEOSE FUND	FIN CLEAR		MBIA		
2017 594 CONSTABLE #4 TLEOSE FUND	FIN CLEAR	4,198.02	TDOA MBIA		4,198.02
2017 595 SHERIFF TLEOSE FUND	FIN CLEAR	6,885.14	MBIA		6,885.14
2017 596 DA TLEOSE FUND	FIN CLEAR	1,436.88	MBIA		1,436.88
2017 597 VZC COMMISSARY PERSONNEL FUN	FIN CLEAR	2.41-	MBIA		2.41-
2017 598 SHERIFF - CANINE DRUG ACCOUN	FIN CLEAR		MBIA		
2017 600 JUSTICE COURT TECHNOLOGY FUN	FIN CLEAR	9,304.80	TDOA MBIA	20,046.58	29,351.38
2017 601 VZC COURTHOUSE BEAUTIFICATIO	FIN CLEAR				
2017 602 CHILD ADVOCACY	FIN CLEAR	9.08			9.08
2017 800 CONTRIBUTION RELIEF FUND	FIN CLEAR		TDOA	16,082.93	16,082.93
2017 801 HURRICANE RITA - ASSISTANCE	FIN CLEAR		TDOA		
2017 802 VETERAN'S MEMORIAL WALL FUN	FIN CLEAR	.55	TDOA		.55
2017 803 HISTORICAL COMMISSION	FIN CLEAR	10,127.31	TDOA	.16	10,127.47
2017 804 VAN TORNADO-ASSISTANCE	FIN CLEAR	43,988.27-			43,988.27-
2017 805 FEMA - DEC 2015 STORM	FIN CLEAR	470.66	TDOA		470.66
2017 806 FEMA APRIL 2016 STORM	FIN CLEAR	472,261.39			472,261.39
		-----		-----	-----
TOTAL		2,938,571.29		7,703,788.25	10,642,359.54

CHECK ACCOUNT	CHECK
ACCOUNT BALANCE - FIN CLEAR	2,047,197.45
ACCOUNT BALANCE - CTY JURY	3,071.00
ACCOUNT BALANCE - ESCROW #1	3,094.03
ACCOUNT BALANCE - ESCROW #2	1,813.32
ACCOUNT BALANCE - ESCROW #3	1,166.34
ACCOUNT BALANCE - ESCROW #4	301.14
ACCOUNT BALANCE - ESCROW #5	800.78
ACCOUNT BALANCE - ESCROW #6	1,868.50
ACCOUNT BALANCE - ESCROW #7	2,464.41
ACCOUNT BALANCE - ESCROW #8	6,160.13
ACCOUNT BALANCE - ESCROW #9	1,015.51
ACCOUNT BALANCE - ESCROW #10	5,069.37
ACCOUNT BALANCE - ESCROW #11	2,810.11
ACCOUNT BALANCE - ESCROW #12	1,746.37
ACCOUNT BALANCE - ESCROW #13	984.91
ACCOUNT BALANCE - ESCROW #14	1,158.56
ACCOUNT BALANCE - ESCROW #15	6,465.28
ACCOUNT BALANCE - ESCROW #16	2,940.14
ACCOUNT BALANCE - ESCROW #17	8,243.62
ACCOUNT BALANCE - ESCROW #18	8,748.28
ACCOUNT BALANCE - ESCROW #19	1,529.88
ACCOUNT BALANCE - ESCROW #20	3,500.58
ACCOUNT BALANCE - ESCROW #21	11,480.94
ACCOUNT BALANCE - ESCROW #22	2,296.94
ACCOUNT BALANCE - ESCROW #25	525.89
ACCOUNT BALANCE - ESCROW #27	2,915.39
ACCOUNT BALANCE - ESCROW #30	535.16
ACCOUNT BALANCE - ESCROW #31	327.23
ACCOUNT BALANCE - ESCROW #32	.01
ACCOUNT BALANCE - ESCROW #35	201.80
ACCOUNT BALANCE - ESCROW #36	3,115.96
ACCOUNT BALANCE - ESCROW #39	1,473.31
ACCOUNT BALANCE - ESCROW #40	1,420.76
ACCOUNT BALANCE - ESCROW #45	1,675.68
ACCOUNT BALANCE - ESCROW #55	368.11
ACCOUNT BALANCE - ESCROW #58	2,622.58
ACCOUNT BALANCE - ESCROW #60	183.69
ACCOUNT BALANCE - ESCROW #65	.02
ACCOUNT BALANCE - ESCROW #69	5,011.36
ACCOUNT BALANCE - ESCROW #70	1,156.14
ACCOUNT BALANCE - ESCROW #72	4,274.53
ACCOUNT BALANCE - ESCROW #77	2,311.74
ACCOUNT BALANCE - ESCROW #79	353.41
ACCOUNT BALANCE - ESCROW #82	4,023.03
ACCOUNT BALANCE - ESCROW #84	638.07
ACCOUNT BALANCE - ESCROW #86	778.45
ACCOUNT BALANCE - ESCROW #88	4,554.77
ACCOUNT BALANCE - DEBT CL	574,176.41
ACCOUNT BALANCE - PAYCLEAR	200,000.20

TOTAL	2,938,571.29
-------	--------------

TDOA ACCOUNT	TDOA
ACCOUNT BALANCE - TDOA	6,956,692.73

DATE 03/10/2017 TIME 11:16

COMBINED STATEMENT OF CASH POSITION FOR FEBRUARY

GEL102 PAGE 9

TDOA ACCOUNT	TDOA
ACCOUNT BALANCE - MBIA	747,095.52
TOTAL	<u>7,703,788.25</u>

FUND NAME	***** MONTH TO DATE ***** REVENUES	***** MONTH TO DATE ***** EXPENSES	***** YEAR TO DATE ***** REVENUES	***** YEAR TO DATE ***** EXPENSES
2017 GENERAL FUND	1,754,294.43	794,374.37	7,569,680.42	4,449,980.27
2017 VZC EMPLOYEE BENEFITS FUND	.00	.00	.00	.00
2017 RESERVE FUNDS	.00	.00	801.90	1,804.63
2017 SHERIFF FORFEITURE FUND	4.07	4,132.39	17.72	4,632.39
2017 DA FORFEITURE FUND	.00	.00	.00	.00
2017 BUILDING SECURITY FUND	4,490.54	3,875.47	18,712.10	21,139.64
2017 JUSTICE COURT BLDG SECURITY	274.12	.00	893.30	549.00
2017 DA FORFEITURE FUND	.00	.00	.00	.00
2017 ROAD & BRIDGE - PCT. 1	231,178.63	159,967.42	909,918.25	549,504.06
2017 ROAD & BRIDGE - PCT. 2	364,727.75	216,174.94	1,270,325.43	1,252,314.92
2017 ROAD & BRIDGE - PCT. 3	273,750.82	76,320.60	1,091,881.48	503,076.22
2017 ROAD & BRIDGE - PCT. 4	223,212.44	106,023.64	1,038,276.71	390,866.55
2017 ROAD & BRIDGE - GEN	.00	3,011.36	40,000.00	16,405.66
2017 COUNTY ROAD FUND - PCT. 1	.00	5,488.72	.00	5,488.72
2017 COUNTY ROAD FUND - PCT. 2	.00	.00	.00	.00
2017 COUNTY ROAD FUND - PCT. 3	.00	.00	.00	.00
2017 COUNTY ROAD FUND - PCT. 4	.00	.00	.00	.00
2017 VICTIM COORDINATOR GRANT	1,067.10	4,154.30	28,883.53	23,706.66
2017 DA FORFEITURE FUND II	34.65	1,852.50	13,875.78	11,367.26
2017 CONSTABLE PCT #4 SEIZURE	2.51	.00	10.92	188.45
2017 COUNTY LAW LIBRARY FUND	3,242.06	2,522.41	10,630.98	14,638.46
2017 COUNTY FREE LIBRARY	10,659.38	8,606.29	52,645.73	48,165.82
2017 COMMUNITY LIBRARY CONTRIBUTION	.00	.00	.00	.00
2017 DIGITIZE RECORDS	982.22	.00	3,326.68	3,712.00
2017 SUPPLEMENTAL GUARDIANSHIP	364.98	876.00	1,701.67	876.00
2017 COUNTY CHILD ABUSE PREVENTION	87.26	.00	332.96	.00

FUND NAME	***** MONTH TO DATE ***** REVENUES	***** MONTH TO DATE ***** EXPENSES	***** YEAR TO DATE ***** REVENUES	***** YEAR TO DATE ***** EXPENSES
2017 COURT RELATED PROGRAMS	4.07	.00	17.72	.00
2017 COUNTY & DISTRICT TECH FUND	114.97	.00	518.79	.00
2017 CAPITALCREDITSECONOMICDEVELOP	81.40	.00	354.24	.00
2017 COMBINEDCCOURTTECHNOLOGYFUND	418.63	.00	1,332.57	.00
2017 CHAPTER 19	.00	.00	1,143.21	.00
2017 COUNTY RECORDS FUND	1,480.42	265.00	5,990.48	1,212.00
2017 COUNTY CLERK RECORDS FUND	12,167.70	6,534.00	39,985.15	29,466.17
2017 DISTRICT CLERK RECORDS FUND	447.38	.00	1,504.27	.00
2017 COUNTY CLERK ARCHIVE	9,567.04	.00	35,264.47	.00
2017 CAPTIAL PROJECT W P ANNEX	.00	.00	.00	.00
2017 CAPITAL PROJECT ROADS PCT NO 1	.00	.00	.00	.00
2017 CAPITAL PROJECT ROADS PCT NO 2	.00	.00	.00	.00
2017 CAPITAL PROJECT ROADS PCT NO 3	.00	.00	.00	.00
2017 CAPITAL PROJECT ROADS PCT NO 4	.00	.00	.00	.00
2017 PERMANENT IMPROVEMENT FUND	.00	.00	.00	.00
2017 RIGHT-OF-WAY FUND	.00	.00	.00	.00
2017 TAX ANTICIPATION NOTES	.00	.00	.00	.00
2017 DEBT SERVICE FUND	170,360.68	129,678.68	754,389.25	578,259.08
2017 VZC INDIGENT HEALTH PROGRAM	17,529.22	50,426.97	87,646.10	90,475.90
2017 SOIL CONSERVATION DIST FUND	259.07	6,000.00	1,289.48	6,000.00
2017 APPELLATE JUSTICE SYSTEM FUND	460.00	.00	1,505.00	2,249.00
2017 PAYROLL CLEARING ACCOUNT.	.00	.00	.00	.00
2017 GEN FIXED ASSETS ACCOUNT GRP	.00	.00	.00	.00
2017 LONG TERM DEBT GROUP	.00	.00	.00	.00
2017 911 RURAL ADDRESSING PROJECT	.00	.00	.00	.00
2017 VAN ZANDT COUNTY JAIL	193,406.61	187,097.05	954,367.90	979,850.98

FUND NAME	***** MONTH TO DATE *****		***** YEAR TO DATE *****	
	REVENUES	EXPENSES	REVENUES	EXPENSES
2017 VAN ZANDT COUNTY SHERIFF DEPT	273,810.55	177,610.34	1,242,709.38	1,193,374.45
2017 CAPITAL MURDER	.00	.00	.11	184.29
2017 HOMELAND SECURITY GRANT	.00	.00	.00	.00
2017 LAW ENFORCEMENT BLOCK 2001	.00	.00	.00	.00
2017 LAW ENFORCEMENT BLOCK 2003	.00	.00	.00	.00
2017 HOMELAND SECURITY GRANT P25 CO	.00	.00	.00	.00
2017 MOBILE VIDEO REPLACEMENT GRANT	.00	.00	.00	.00
2017 BULLET PROOF VEST GRANT	.00	.00	.00	.00
2017 BURN JAG GRANT	.00	.00	.00	.00
2017 BYRNE JAG LOCAL GRANT	.00	.00	.00	.00
2017 SOLID WASTE GRANT	.00	.00	.00	.00
2017 MOBILE VIDEO REPLACEMENT GRANT	.00	.00	.00	.00
2017 CAPITAL PROJECT ROADS PCT NO 1	.00	.00	.00	.00
2017 CAPITAL PROJECT ROADS PCT NO 2	.00	.00	.00	.00
2017 CAPITAL PROJECT PCT 3	.00	.00	.00	.00
2017 CAPITAL PROJECT PCT 4	.00	.00	.00	.00
2017 FRUITVALE 2011 TXCDBG 710056	.00	.00	.00	.00
2017 BENWHEELERWSC 71348911131115	.00	.00	.00	.00
2017 LITTLEHOPEMOOREWSC713026081315	.00	.00	.00	.00
2017 PRETRIAL SUPERVISION	4,276.75	3,686.79	24,751.10	20,120.29
2017 COMMUNITY SUP & CORRECTIONS	41,820.10	32,454.91	267,185.75	220,736.19
2017 ADULT PROBATION CIVIL	2,203.09	2,355.68	11,471.71	14,898.49
2017 HIGH RISK SUBSTANCE ABUSE -CCP	.00	3,157.84	15,684.42	19,001.04
2017 HIGH RISK SEX OFFENDER -CCP	.00	3,856.48	25,051.50	23,528.39
2017 GRANT C COMMIT REDUCTION PROG	5,192.00	4,441.94	36,349.00	27,808.66
2017 JUVENILE PROBATION FUND	57,746.89	38,751.35	252,676.89	257,370.43

FUND NAME	***** MONTH TO DATE *****		***** YEAR TO DATE *****	
	REVENUES	EXPENSES	REVENUES	EXPENSES
2017 VZCJPD STATE AID GRANT	31,286.00	20,730.06	234,309.00	170,209.24
2017 VZCJPD PROGRESSIVE SANCTIONS	.00	.00	.00	.00
2017 VZCJPD - GRANT N	8,069.00	8,132.23	56,486.00	40,107.49
2017 D A SUPPLEMENTAL FUND	7,502.05	109.98	15,008.91	2,738.17
2017 VOICES - JUV CJD GRANT	.00	4,803.53	27,266.93	24,824.02
2017 ETCOG RESIDENTIAL	.00	.00	3,200.00	3,711.00
2017 V - JUV PROB POST FUND	.00	.00	.00	.00
2017 GRANT L SECURE FELONY REIMB	.00	.00	.00	.00
2017 JUVENILE PROBATION INTEREST	12.31	.00	52.00	.00
2017 GRANT H-DIVERSION RESIDENTIAL	.00	.00	.00	.00
2017 GRANT I	.00	.00	.00	.00
2017 GRANT S	.00	3,440.91	26,706.00	15,948.21
2017 MENTAL IMPAIRMENT CASELOAD	.00	5,042.20	21,595.23	30,743.87
2017 SALARY ADJUSTMENT FOR JUV PROB	.00	.00	.00	.00
2017 TITLE IV-E FEDERAL FOSTER CARE	.00	.00	.00	.00
2017 FRUITVALE WATER TDHCA 720076	.00	.00	.00	.00
2017 ICB	.00	.00	.00	.00
2017 INDIGENT DEFENSE GRANT	.13	1,837.66	12,472.32	10,037.89
2017 ABATEMENT OFFICER	14,950.00	8,891.67	48,845.00	55,121.18
2017 TECHNOLOGY RESOURCES	.00	.00	.00	.00
2017 HAVA ELECTION GRANT	.00	.00	5,077.07	.00
2017 GOLDEN WATER SUPPLY CORP	.00	.00	.00	.00
2017 D.A. CHECK COLLECTION FUND	551.92	348.16	1,171.44	1,945.41
2017 CONSTABLE #1 TLEOSE FUND	.00	.00	.00	.00
2017 CONSTABLE #2 TLEOSE FUND	.00	.00	.00	.00
2017 CONSTABLE #3 TLEOSE FUND	.00	.00	.00	.00

FUND NAME	***** MONTH TO DATE *****		***** YEAR TO DATE *****	
	REVENUES	EXPENSES	REVENUES	EXPENSES
2017 CONSTABLE #4 TLEOSE FUND	682.59	.00	682.59	.00
2017 SHERIFF TLEOSE FUND	.00	.00	.00	1,676.69
2017 DA TLEOSE FUND	.00	.00	.00	.00
2017 VZC COMMISSARY PERSONNEL FUND	.00	.00	.00	2.41
2017 SHERIFF - CANINE DRUG ACCOUNT	.00	.00	.00	.00
2017 JUSTICE COURT TECHNOLOGY FUND	1,167.66	.00	3,750.46	.00
2017 VZC COURTHOUSE BEAUTIFICATION	.00	.00	.00	.00
2017 CHILD ADVOCACY	.00	.00	.00	.00
2017 CONTRIBUTION RELIEF FUND	.00	.00	.00	.00
2017 HURRICANE RITA - ASSISTANCE	.00	.00	.00	.00
2017 VETERAN'S MEMORIAL WALL FUND	.00	.00	.00	.00
2017 HISTORICAL COMMISSION	.00	.00	1,000.10	.00
2017 VAN TORNADO-ASSISTANCE	.00	.00	152,943.82	152,943.62
2017 FEMA - DEC 2015 STORM	.00	67,556.48	67,556.48	67,556.48
2017 FEMA APRIL 2016 STORM	472,261.39	.00	472,261.39	.00
	-----	-----	-----	-----
TOTAL	4,196,202.58	2,154,590.32	16,963,488.79	11,340,517.75

ACCOUNT NAME	BEGINNING CASH BALANCE	CASH RECEIPTS	CASH DISBURSEMENTS	ENDING CASH BALANCE
2017 010 GENERAL FUND				
COINS	1.00	.00	.00	1.00
CASH	98,284.03	2,102,627.25	1,530,950.77-	669,960.51
RETURNED CHECK FEES	.00	.00	.00	.00
AMERICAN NATIONAL CASH	.00	.00	.00	.00
VZC JURY CASH CLEARING	3,064.00	4,257.00	4,250.00-	3,071.00
VZC CHECKING DEBT SERVICE	.00	.00	.00	.00
PETTY CASH COLLECTION-PCT. 1	100.00	.00	.00	100.00
PETTY CASH-CTY CLERK	500.00	.00	.00	500.00
PETTY CASH-DIST CLERK	400.00	.00	.00	400.00
COUNTY COURT JURY CASH	.00	.00	.00	.00
DISTRICT COURT JURY CASH	.00	.00	.00	.00
PETTY CASH-JP #1	200.00	.00	.00	200.00
PETTY CASH-JP #2	200.00	.00	.00	200.00
PETTY CASH - JP#4	200.00	.00	.00	200.00
PETTY CASH-SHERIFF	.00	.00	.00	.00
PETTY CASH-TAX COLLECTOR	3,000.00	.00	.00	3,000.00
PETTY CASH - TAX COLL (BOAT)	.00	.00	.00	.00
PETTY CASH-TAX (BOAT CK ACCT)	2.70	.00	.00	2.70
TIME DEPOSIT ON ACCOUNT	1,801,096.91	400,927.78	.00	2,202,024.69
MBIA MUNICIPAL INVESTORS SERV	1,260.23	.95	.00	1,261.18
FUND TOTALS	<u>1,908,308.87</u>	<u>2,507,812.98</u>	<u>1,535,200.77-</u>	<u>2,880,921.08</u>
2017 011 VZC EMPLOYEE BENEFITS FUND				
VZC BENEFIT RESERVE	.00	.00	.00	.00
CLAIMS CLEARING ACCOUNT	.00	.00	.00	.00
INTER ACCOUNT CLEARING TRANSFE	.00	.00	.00	.00
FUND TOTALS	<u>.00</u>	<u>.00</u>	<u>.00</u>	<u>.00</u>
2017 012 RESERVE FUNDS				
CASH	.00	.00	.00	.00
TIME DEPOSIT ON ACCOUNT	.00	.00	.00	.00
MBIA MUNICIPAL INVESTORS SERV	.00	.00	.00	.00
FUND TOTALS	<u>.00</u>	<u>.00</u>	<u>.00</u>	<u>.00</u>
2017 015 SHERIFF FORFEITURE FUND				
CASH	18,072.93	.00	4,132.39-	13,940.54
AMERICAN NATIONAL CASH	.00	.00	.00	.00
CASH-OTHER	.00	.00	.00	.00
TIME DEPOSIT ON ACCOUNT	9,045.05	4.07	.00	9,049.12
MBIA MUNICIPAL INVESTORS SERV	.00	.00	.00	.00
FUND TOTALS	<u>27,117.98</u>	<u>4.07</u>	<u>4,132.39-</u>	<u>22,989.66</u>
2017 016 DA FORFEITURE FUND				
CASH	.00	.00	.00	.00
D. A. ESCROW/BART ROGERS	3,093.79	.24	.00	3,094.03
D. A. ESCROW/HURST-LANE	1,813.11	.21	.00	1,813.32
D. A. ESCROW/CALE	1,166.21	.13	.00	1,166.34
D. A. ESCROW/HALL	301.10	.04	.00	301.14
D. A. ESCROW/RANDALL MOORE	800.72	.06	.00	800.78
D. A. ESCROW/DENNIS KINCAID	1,868.36	.14	.00	1,868.50
D. A. ESCROW/DALTON KING	2,464.22	.19	.00	2,464.41
D. A. ESCROW/TONY KHAMPA	6,159.66	.47	.00	6,160.13
D. A. ESCROW/STANLEY CRAVEN	1,015.40	.11	.00	1,015.51
D. A. ESCROW/JUAN RICARDO	5,068.98	.39	.00	5,069.37
D. A. ESCROW/CULPEPPER	2,809.89	.22	.00	2,810.11

ACCOUNT NAME	BEGINNING CASH BALANCE	CASH RECEIPTS	CASH DISBURSEMENTS	ENDING CASH BALANCE
D. A. ESCROW/JOHN FOSTER	1,746.24	.13	.00	1,746.37
D. A. ESCROW/	.00	.00	.00	.00
D. A. ESCROW/	.00	.00	.00	.00
D. A. ESCROW/	.00	.00	.00	.00
D. A. ESCROW/	.00	.00	.00	.00
D. A. ESCROW/RODERICK LANDON	8,242.98	.64	.00	8,243.62
D. A. ESCROW/LARRY C. STANFORD	8,747.61	.67	.00	8,748.28
D. A. ESCROW/ROY A. PETERSON	1,529.70	.18	.00	1,529.88
D. A. ESCROW/COREY L. PARISH	3,500.31	.27	.00	3,500.58
D. A. ESCROW/BRYAN DUNCAN	11,480.06	.88	.00	11,480.94
D. A. ESCROW/JERRY WHITE, JR.	2,296.68	.26	.00	2,296.94
D. A. ESCROW/	.00	.00	.00	.00
D. A. ESCROW/	.00	.00	.00	.00
D. A. ESCROW/JAMES F CLINTON	525.83	.06	.00	525.89
D. A. ESCROW/	.00	.00	.00	.00
D. A. ESCROW/HEREDIA	2,915.16	.23	.00	2,915.39
D. A. ESCROW/	.00	.00	.00	.00
D. A. ESCROW/	.00	.00	.00	.00
D. A. ESCROW/A. RIOS	535.10	.06	.00	535.16
D. A. ESCROW/G. CAMARILLO	327.19	.04	.00	327.23
D. A. ESCROW/YOW, KENNERLY, GENT	.01	.00	.00	.01
D. A. ESCROW/	.00	.00	.00	.00
D. A. ESCROW/	.00	.00	.00	.00
D. A. ESCROW/DESARAE DAVIS	201.78	.02	.00	201.80
D. A. ESCROW/ROLAND & PLATT	3,115.60	.36	.00	3,115.96
D. A. ESCROW/	.00	.00	.00	.00
D. A. ESCROW/	.00	.00	.00	.00
D. A. ESCROW/RODNEY ROSS	1,473.14	.17	.00	1,473.31
D. A. ESCROW/POTTROFF	1,420.60	.16	.00	1,420.76
D. A. ESCROW/	.00	.00	.00	.00
D. A. ESCROW/	.00	.00	.00	.00
D. A. ESCROW/	.00	.00	.00	.00
D. A. ESCROW/	.00	.00	.00	.00
D. A. ESCROW/	.00	.00	.00	.00
D. A. ESCROW/	.00	.00	.00	.00
D. A. ESCROW/	.00	.00	.00	.00
D. A. ESCROW/	.00	.00	.00	.00
D. A. ESCROW/	.00	.00	.00	.00
D. A. ESCROW/	.00	.00	.00	.00
D. A. ESCROW/DOUG MILLER	368.07	.04	.00	368.11
D. A. ESCROW/	.00	.00	.00	.00
D. A. ESCROW/	.00	.00	.00	.00
D. A. ESCROW/BRIAN BOWERS	2,622.28	.30	.00	2,622.58
D. A. ESCROW/	.00	.00	.00	.00
D. A. ESCROW/SANDRA HOLDER	183.67	.02	.00	183.69
D. A. ESCROW/	.00	.00	.00	.00
D. A. ESCROW/	.00	.00	.00	.00
D. A. ESCROW/	.00	.00	.00	.00
D. A. ESCROW/	.00	.00	.00	.00
D. A. ESCROW/HARRIS 552801	.02	.00	.00	.02
D. A. ESCROW/	.00	.00	.00	.00
D. A. ESCROW/	.00	.00	.00	.00
D. A. ESCROW/	.00	.00	.00	.00
D. A. ESCROW/	.00	.00	.00	.00

ACCOUNT NAME	BEGINNING CASH BALANCE	CASH RECEIPTS	CASH DISBURSEMENTS	ENDING CASH BALANCE
D. A. ESCROW/JOHN H TUCKER	5,010.78	.58	.00	5,011.36
D. A. ESCROW/BOWERS	1,156.01	.13	.00	1,156.14
D. A. ESCROW/	.00	.00	.00	.00
D. A. ESCROW/BILLINGTON	4,274.04	.49	.00	4,274.53
D. A. ESCROW/	.00	.00	.00	.00
D. A. ESCROW/	.00	.00	.00	.00
D. A. ESCROW/	.00	.00	.00	.00
D. A. ESCROW/	.00	.00	.00	.00
D. A. ESCROW/CALVERT WILSON	2,311.47	.27	.00	2,311.74
D. A. ESCROW/	.00	.00	.00	.00
D. A. ESCROW/WALTER MAYS	353.37	.04	.00	353.41
D. A. ESCROW/	.00	.00	.00	.00
D. A. ESCROW/	.00	.00	.00	.00
D. A. ESCROW/GONZALES	4,022.72	.31	.00	4,023.03
D. A. ESCROW/	.00	.00	.00	.00
D. A. ESCROW/JASMINE GONZALEZ	638.02	.05	.00	638.07
D. A. ESCROW/	.00	.00	.00	.00
D. A. ESCROW/TAVARCHIE HARDING	778.36	.09	.00	778.45
D. A. ESCROW/	.00	.00	.00	.00
D. A. ESCROW/MICHAEL WOOD	4,554.42	.35	.00	4,554.77
TIME DEPOSIT ON ACCOUNT	.00	.00	.00	.00
MBIA MUNICIPAL INVESTORS SERV	.00	.00	.00	.00
FUND TOTALS	<u>100,892.66</u>	<u>9.00</u>	<u>.00</u>	<u>100,901.66</u>
2017 017 BUILDING SECURITY FUND				
CASH	2,900.11	4,490.54	3,875.47-	3,515.18
TIME DEPOSIT ON ACCOUNT	.00	.00	.00	.00
MBIA MUNICIPAL INVESTORS SERV	.00	.00	.00	.00
FUND TOTALS	<u>2,900.11</u>	<u>4,490.54</u>	<u>3,875.47-</u>	<u>3,515.18</u>
2017 018 JUSTICE COURT BLDG SECURITY				
CASH	8,421.28	274.12	69.00-	8,626.40
TIME DEPOSIT ON ACCOUNT	.00	.00	.00	.00
FUND TOTALS	<u>8,421.28</u>	<u>274.12</u>	<u>69.00-</u>	<u>8,626.40</u>
2017 019 DA FORFEITURE FUND				
CASH	.00	.00	.00	.00
D. A. ESCROW/	.00	.00	.00	.00
D. A. ESCROW/	.00	.00	.00	.00
D. A. ESCROW/	.00	.00	.00	.00
D. A. ESCROW/	.00	.00	.00	.00
D. A. ESCROW/	.00	.00	.00	.00
D. A. ESCROW/	.00	.00	.00	.00
D. A. ESCROW/	.00	.00	.00	.00
D. A. ESCROW/	.00	.00	.00	.00
D. A. ESCROW/	.00	.00	.00	.00
D. A. ESCROW/	.00	.00	.00	.00
D. A. ESCROW/	.00	.00	.00	.00
D. A. ESCROW/BECKY SNELL	984.79	.12	.00	984.91
D. A. ESCROW/APOLONIO CAZAREZ	1,158.43	.13	.00	1,158.56
D. A. ESCROW/MARIE WALL	6,464.53	.75	.00	6,465.28
D. A. ESCROW/RICHARD SMITTY	2,939.80	.34	.00	2,940.14
D. A. ESCROW/	.00	.00	.00	.00
D. A. ESCROW/	.00	.00	.00	.00
D. A. ESCROW/	.00	.00	.00	.00
D. A. ESCROW/	.00	.00	.00	.00

ACCOUNT NAME	BEGINNING CASH BALANCE	CASH RECEIPTS	CASH DISBURSEMENTS	ENDING CASH BALANCE
D. A. ESCROW/	.00	.00	.00	.00
D. A. ESCROW/	.00	.00	.00	.00
D. A. ESCROW/	.00	.00	.00	.00
D. A. ESCROW/	.00	.00	.00	.00
D. A. ESCROW/	.00	.00	.00	.00
D. A. ESCROW/	.00	.00	.00	.00
D. A. ESCROW/	.00	.00	.00	.00
D. A. ESCROW/	.00	.00	.00	.00
D. A. ESCROW/	.00	.00	.00	.00
D. A. ESCROW/	.00	.00	.00	.00
D. A. ESCROW/	.00	.00	.00	.00
TIME DEPOSIT ON ACCOUNT	.00	.00	.00	.00
MBIA MUNICIPAL INVESTORS SERV	.00	.00	.00	.00
FUND TOTALS	<u>13,223.04</u>	<u>1.53</u>	<u>.00</u>	<u>13,224.57</u>
2017 021 ROAD & BRIDGE - PCT. 1				
CASH	120,555.40	231,120.90	255,232.38-	96,443.92
TIME DEPOSIT ON ACCOUNT	472,008.76	97,231.70	.00	569,240.46
MBIA MUNICIPAL INVESTORS SERV	3.42	.00	.00	3.42
FUND TOTALS	<u>592,567.58</u>	<u>328,352.60</u>	<u>255,232.38-</u>	<u>665,687.80</u>
2017 022 ROAD & BRIDGE - PCT. 2				
CASH	134,005.80	364,241.51	345,248.99-	152,998.32
TIME DEPOSIT ON ACCOUNT	825,943.92	120,394.71	.00	946,338.63
MBIA MUNICIPAL INVESTORS SERV	389,254.38	289.90	.00	389,544.28
FUND TOTALS	<u>1,349,204.10</u>	<u>484,926.12</u>	<u>345,248.99-</u>	<u>1,488,881.23</u>
2017 023 ROAD & BRIDGE - PCT. 3				
CASH	147,469.90	273,584.03	227,235.52-	193,818.41
TIME DEPOSIT ON ACCOUNT	552,058.60	150,276.79	.00	702,335.39
MBIA MUNICIPAL INVESTORS SERV	.65	.00	.00	.65
FUND TOTALS	<u>699,529.15</u>	<u>423,860.82</u>	<u>227,235.52-</u>	<u>896,154.45</u>
2017 024 ROAD & BRIDGE - PCT. 4				
CASH	165,081.58	223,103.69	217,983.82-	170,201.45
TIME DEPOSIT ON ACCOUNT	326,009.06	110,167.44	.00	436,176.50
MBIA MUNICIPAL INVESTORS SERV	109,686.14	81.69	.00	109,767.83
FUND TOTALS	<u>600,776.78</u>	<u>333,352.82</u>	<u>217,983.82-</u>	<u>716,145.78</u>
2017 026 ROAD & BRIDGE - GEN				
CASH	24,120.50	.00	3,011.36-	21,109.14
TIME DEPOSIT ON ACCOUNT	.00	.00	.00	.00
MBIA MUNICIPAL INVESTORS SERV	.00	.00	.00	.00
FUND TOTALS	<u>24,120.50</u>	<u>.00</u>	<u>3,011.36-</u>	<u>21,109.14</u>
2017 031 COUNTY ROAD FUND - PCT. 1				
CASH	3,488.72	2,000.00	5,488.72-	.00
TIME DEPOSIT ON ACCOUNT	2,000.00	.00	2,000.00-	.00
MBIA MUNICIPAL INVESTORS SERV	.00	.00	.00	.00
FUND TOTALS	<u>5,488.72</u>	<u>2,000.00</u>	<u>7,488.72-</u>	<u>.00</u>
2017 032 COUNTY ROAD FUND - PCT. 2				
CASH	434.00-	.00	.00	434.00-
TIME DEPOSIT ON ACCOUNT	.00	.00	.00	.00
MBIA MUNICIPAL INVESTORS SERV	.00	.00	.00	.00
FUND TOTALS	<u>434.00-</u>	<u>.00</u>	<u>.00</u>	<u>434.00-</u>
2017 033 COUNTY ROAD FUND - PCT. 3				
CASH	.00	.00	.00	.00

ACCOUNT NAME	BEGINNING CASH BALANCE	CASH RECEIPTS	CASH DISBURSEMENTS	ENDING CASH BALANCE
TIME DEPOSIT ON ACCOUNT	.00	.00	.00	.00
MBIA MUNICIPAL INVESTORS SERV	.00	.00	.00	.00
FUND TOTALS	.00	.00	.00	.00
2017 034 COUNTY ROAD FUND - PCT. 4				
CASH	.00	.00	.00	.00
TIME DEPOSIT ON ACCOUNT	.00	.00	.00	.00
MBIA MUNICIPAL INVESTORS SERV	.00	.00	.00	.00
FUND TOTALS	.00	.00	.00	.00
2017 035 VICTIM COORDINATOR GRANT				
CASH	5,976.06-	1,067.10	4,154.30-	9,063.26-
TIME DEPOSIT ON ACCOUNT	.00	.00	.00	.00
MBIA MUNICIPAL INVESTORS SERV	.00	.00	.00	.00
FUND TOTALS	5,976.06-	1,067.10	4,154.30-	9,063.26-
2017 036 DA FORFEITURE FUND II				
CASH	17,864.60	.00	1,852.50-	16,012.10
TIME DEPOSIT ON ACCOUNT	76,864.03	34.65	.00	76,898.68
MBIA MUNICIPAL INVESTORS SERV	.00	.00	.00	.00
FUND TOTALS	94,728.63	34.65	1,852.50-	92,910.78
2017 037 CONSTABLE PCT #4 SEIZURE				
CASH	1,024.89	.00	.00	1,024.89
TIME DEPOSIT ON ACCOUNT	5,580.54	2.51	.00	5,583.05
MBIA MUNICIPAL INVESTORS SERV	.00	.00	.00	.00
FUND TOTALS	6,605.43	2.51	.00	6,607.94
2017 040 COUNTY LAW LIBRARY FUND				
CASH	5.94-	3,220.00	2,522.41-	691.65
TIME DEPOSIT ON ACCOUNT	48,935.62	22.06	.00	48,957.68
MBIA MUNICIPAL INVESTORS SERV	.00	.00	.00	.00
FUND TOTALS	48,929.68	3,242.06	2,522.41-	49,649.33
2017 042 COUNTY FREE LIBRARY				
CASH	36,708.54	10,659.38	9,208.27-	38,159.65
TIME DEPOSIT ON ACCOUNT	.00	.00	.00	.00
MBIA MUNICIPAL INVESTORS SERV	.00	.00	.00	.00
FUND TOTALS	36,708.54	10,659.38	9,208.27-	38,159.65
2017 043 COMMUNITY LIBRARY CONTRIBUTION				
CASH	407.10	.00	.00	407.10
TIME DEPOSIT ON ACCOUNT	.00	.00	.00	.00
MBIA MUNICIPAL INVESTORS SERV	.00	.00	.00	.00
FUND TOTALS	407.10	.00	.00	407.10
2017 047 DIGITIZE RECORDS				
CASH	5,728.80	960.00	.00	6,688.80
TIME DEPOSIT ON ACCOUNT	49,284.53	22.22	.00	49,306.75
MBIA	.00	.00	.00	.00
FUND TOTALS	55,013.33	982.22	.00	55,995.55
2017 048 SUPPLEMENTAL GUARDIANSHIP				
CASH	14,758.28	360.00	876.00-	14,242.28
TEXPOOL	11,061.19	4.98	.00	11,066.17
FUND TOTALS	25,819.47	364.98	876.00-	25,308.45
2017 049 COUNTY CHILD ABUSE PREVENTION				
CASH	4,565.17	87.26	.00	4,652.43

ACCOUNT NAME	BEGINNING CASH BALANCE	CASH RECEIPTS	CASH DISBURSEMENTS	ENDING CASH BALANCE
TIME DEPOSIT ON ACCOUNT	1.83	.00	.00	1.83
FUND TOTALS	<u>4,567.00</u>	<u>87.26</u>	<u>.00</u>	<u>4,654.26</u>
2017 050 COURT RELATED PROGRAMS				
CASH	6,211.76	.00	.00	6,211.76
TIME DEPOSIT ON ACCOUNT	9,048.03	4.07	.00	9,052.10
MBIA MUNICIPAL INVESTORS SERV	.00	.00	.00	.00
FUND TOTALS	<u>15,259.79</u>	<u>4.07</u>	<u>.00</u>	<u>15,263.86</u>
2017 052 COUNTY & DISTRICT TECH FUND				
CASH	6,577.50	114.97	.00	6,692.47
TIME DEPOSIT ON ACCOUNT	.00	.00	.00	.00
MBIA	.00	.00	.00	.00
FUND TOTALS	<u>6,577.50</u>	<u>114.97</u>	<u>.00</u>	<u>6,692.47</u>
2017 053 CAPITALCREDITSECONOMICDEVELOP				
CASH	5,810.22	.00	.00	5,810.22
TIME DEPOSIT ON ACCOUNT	180,560.78	81.40	.00	180,642.18
FUND TOTALS	<u>186,371.00</u>	<u>81.40</u>	<u>.00</u>	<u>186,452.40</u>
2017 054 COMBINEDCCOURTTECHNOLOGYFUND				
CASH	6,212.71	410.00	.00	6,622.71
TIME DEPOSIT ON ACCOUNT	19,162.34	8.63	.00	19,170.97
MBIA MUNICIPAL INVESTORS SERV	.00	.00	.00	.00
FUND TOTALS	<u>25,375.05</u>	<u>418.63</u>	<u>.00</u>	<u>25,793.68</u>
2017 055 CHAPTER 19				
TIME DEPOSIT ON ACCOUNT	184.04-	.00	.00	184.04-
MBIA	.00	.00	.00	.00
FUND TOTALS	<u>184.04-</u>	<u>.00</u>	<u>.00</u>	<u>184.04-</u>
2017 056 COUNTY RECORDS FUND				
CASH	20,737.15	1,449.89	265.00-	21,922.04
TIME DEPOSIT ON ACCOUNT	67,734.37	30.53	.00	67,764.90
MBIA MUNICIPAL INVESTORS SERV	.00	.00	.00	.00
FUND TOTALS	<u>88,471.52</u>	<u>1,480.42</u>	<u>265.00-</u>	<u>89,686.94</u>
2017 057 COUNTY CLERK RECORDS FUND				
CASH	23,561.45	12,130.37	8,919.06-	26,772.76
TIME DEPOSIT ON ACCOUNT	82,808.57	37.33	.00	82,845.90
MBIA MUNICIPAL INVESTORS SERV	.00	.00	.00	.00
FUND TOTALS	<u>106,370.02</u>	<u>12,167.70</u>	<u>8,919.06-</u>	<u>109,618.66</u>
2017 058 DISTRICT CLERK RECORDS FUND				
CASH	14,715.19	436.00	.00	15,151.19
TIME DEPOSIT ON ACCOUNT	25,256.52	11.38	.00	25,267.90
FUND TOTALS	<u>39,971.71</u>	<u>447.38</u>	<u>.00</u>	<u>40,419.09</u>
2017 059 COUNTY CLERK ARCHIVE				
CASH	81,525.25	9,456.00	50,000.00-	40,981.25
TIME DEPOSIT ON ACCOUNT	225,697.95	50,111.04	.00	275,808.99
FUND TOTALS	<u>307,223.20</u>	<u>59,567.04</u>	<u>50,000.00-</u>	<u>316,790.24</u>
2017 060 CAPTIAL PROJECT W P ANNEX				
CASH	.00	.00	.00	.00
TIME DEPOSIT ON ACCOUNT	.00	.00	.00	.00

ACCOUNT NAME	BEGINNING CASH BALANCE	CASH RECEIPTS	CASH DISBURSEMENTS	ENDING CASH BALANCE
MBIA MUNICIPAL INVESTOR SERVIC	.00	.00	.00	.00
FUND TOTALS	.00	.00	.00	.00
2017 061 CAPITAL PROJECT ROADS PCT NO 1				
CASH	171.63	.00	.00	171.63
TIME DEPOSIT ON ACCOUNT	.00	.00	.00	.00
MBIA MUNICIPAL INVESTOR SERVIC	.00	.00	.00	.00
FUND TOTALS	171.63	.00	.00	171.63
2017 062 CAPITAL PROJECT ROADS PCT NO 2				
CASH	.00	.00	.00	.00
TIME DEPOSIT ON ACCOUNT	.00	.00	.00	.00
MBIA MUNICIPAL INVESTORS SER	.00	.00	.00	.00
FUND TOTALS	.00	.00	.00	.00
2017 063 CAPITAL PROJECT ROADS PCT NO 3				
CASH	.00	.00	.00	.00
TIME DEPOSIT ON ACCOUNT	.00	.00	.00	.00
MBIA MUNICIPAL INVESTORS SERV	.00	.00	.00	.00
FUND TOTALS	.00	.00	.00	.00
2017 064 CAPITAL PROJECT ROADS PCT NO 4				
CASH	.00	.00	.00	.00
TIME DEPOSIT ON ACCOUNT	.00	.00	.00	.00
MBIA MUNICIPAL INVESTORS SERV	.00	.00	.00	.00
FUND TOTALS	.00	.00	.00	.00
2017 070 PERMANENT IMPROVEMENT FUND				
CASH	.00	.00	.00	.00
TIME DEPOSIT ON ACCOUNT	.00	.00	.00	.00
MBIA MUNICIPAL INVESTORS SERV	.00	.00	.00	.00
FUND TOTALS	.00	.00	.00	.00
2017 075 RIGHT-OF-WAY FUND				
CASH	118.09	.00	.00	118.09
TIME DEPOSIT ON ACCOUNT	.00	.00	.00	.00
MBIA MUNICIPAL INVESTORS SERV	.00	.00	.00	.00
FUND TOTALS	118.09	.00	.00	118.09
2017 084 TAX ANTICIPATION NOTES				
CASH	24.23	.00	.00	24.23
TIME DEPOSIT ON ACCOUNT	.00	.00	.00	.00
MBIA	.00	.00	.00	.00
FUND TOTALS	24.23	.00	.00	24.23
2017 085 DEBT SERVICE FUND				
CASH	533,874.58	169,980.51	129,678.68-	574,176.41
TIME DEPOSIT ON ACCOUNT	436,286.00	196.71	.00	436,482.71
MBIA MUNICIPAL INVESTORS SERV	246,334.70	183.46	.00	246,518.16
FUND TOTALS	1,216,495.28	170,360.68	129,678.68-	1,257,177.28
2017 087 VZC INDIGENT HEALTH PROGRAM				
CASH	120,727.22	17,529.22	126,487.76-	11,768.68
TIME DEPOSIT ON ACCOUNT	.00	75,000.00	.00	75,000.00
MBIA MUNICIPAL INVESTORS SERV	.00	.00	.00	.00
FUND TOTALS	120,727.22	92,529.22	126,487.76-	86,768.68
2017 088 SOIL CONSERVATION DIST FUND				
CASH	1,242.01	250.00	6,000.00-	4,507.99-

ACCOUNT NAME	BEGINNING CASH BALANCE	CASH RECEIPTS	CASH DISBURSEMENTS	ENDING CASH BALANCE
TIME DEPOSIT ON ACCOUNT	20,136.74	9.07	.00	20,145.81
MBIA MUNICIPAL INVESTORS SERV	.00	.00	.00	.00
FUND TOTALS	<u>21,378.75</u>	<u>259.07</u>	<u>6,000.00-</u>	<u>15,637.82</u>
2017 090 APPELLATE JUSTICE SYSTEM FUND				
CASH	285.35	460.00	.00	745.35
TIME DEPOSIT ON ACCOUNT	.00	.00	.00	.00
MBIA MUNICIPAL INVESTORS SERV	.00	.00	.00	.00
FUND TOTALS	<u>285.35</u>	<u>460.00</u>	<u>.00</u>	<u>745.35</u>
2017 095 PAYROLL CLEARING ACCOUNT.				
CASH	200,000.20	.00	.00	200,000.20
MBIA MUNICIPAL INVESTORS SERV	.00	.00	.00	.00
FUND TOTALS	<u>200,000.20</u>	<u>.00</u>	<u>.00</u>	<u>200,000.20</u>
2017 096 GEN FIXED ASSETS ACCOUNT GRP				
MBIA MUNICIPAL INVESTORS SERV	.00	.00	.00	.00
FUND TOTALS	<u>.00</u>	<u>.00</u>	<u>.00</u>	<u>.00</u>
2017 097 LONG TERM DEBT GROUP				
MBIA MUNICIPAL INVESTORS SERV	.00	.00	.00	.00
FUND TOTALS	<u>.00</u>	<u>.00</u>	<u>.00</u>	<u>.00</u>
2017 130 911 RURAL ADDRESSING PROJECT				
CASH	.00	.00	.00	.00
TIME DEPOSIT ON ACCOUNT	.00	.00	.00	.00
MBIA MUNICIPAL INVESTORS SERV	.00	.00	.00	.00
OTHER CASH - 916055 B OF VZ	.00	.00	.00	.00
FUND TOTALS	<u>.00</u>	<u>.00</u>	<u>.00</u>	<u>.00</u>
2017 131 VAN ZANDT COUNTY JAIL				
CASH	79,149.06-	193,773.91	189,799.87-	75,175.02-
MEDICARE PAYABLE	.00	.00	.00	.00
VOUCHERS PAYABLE	.00	.00	.00	.00
TIME DEPOSIT ON ACCOUNT	.00	.00	.00	.00
MBIA MUNICIPAL INVESTORS SERV	.00	.00	.00	.00
FUND TOTALS	<u>79,149.06-</u>	<u>193,773.91</u>	<u>189,799.87-</u>	<u>75,175.02-</u>
2017 132 VAN ZANDT COUNTY SHERIFF DEPT				
CASH	10,499.65-	273,816.45	253,455.11-	9,861.69
TIME DEPOSIT ON ACCOUNT	.00	.00	.00	.00
MBIA MUNICIPAL INVESTORS SERV	.00	.00	.00	.00
FUND TOTALS	<u>10,499.65-</u>	<u>273,816.45</u>	<u>253,455.11-</u>	<u>9,861.69</u>
2017 135 CAPITAL MURDER				
CASH	.00	.00	.00	.00
TEXPOOL	.00	.00	.00	.00
FUND TOTALS	<u>.00</u>	<u>.00</u>	<u>.00</u>	<u>.00</u>
2017 136 HOMELAND SECURITY GRANT				
CASH	1,990.01	.00	.00	1,990.01
TIME DEPOSIT ON ACCOUNT	.00	.00	.00	.00
FUND TOTALS	<u>1,990.01</u>	<u>.00</u>	<u>.00</u>	<u>1,990.01</u>
2017 137 LAW ENFORCEMENT BLOCK 2001				
CASH	.00	.00	.00	.00
TIME DEPOSIT ON ACCOUNT	.00	.00	.00	.00

ACCOUNT NAME	BEGINNING CASH BALANCE	CASH RECEIPTS	CASH DISBURSEMENTS	ENDING CASH BALANCE
MBIA MUNICIPAL INVESTORS SERV	.00	.00	.00	.00
FUND TOTALS	<u>.00</u>	<u>.00</u>	<u>.00</u>	<u>.00</u>
2017 138 LAW ENFORCEMENT BLOCK 2003				
CASH	.00	.00	.00	.00
TIME DEPOSIT ON ACCOUNT	.00	.00	.00	.00
MBIA MUNICIPAL INVESTORS SERV	.00	.00	.00	.00
FUND TOTALS	<u>.00</u>	<u>.00</u>	<u>.00</u>	<u>.00</u>
2017 139 HOMELAND SECURITY GRANT P25 CO				
CASH	2,293.00-	.00	.00	2,293.00-
TIME DEPOSIT ON ACCOUNT	.00	.00	.00	.00
MBIA MUNICIPAL INVESTORS SERV	.00	.00	.00	.00
FUND TOTALS	<u>2,293.00-</u>	<u>.00</u>	<u>.00</u>	<u>2,293.00-</u>
2017 140 MOBILE VIDEO REPLACEMENT GRANT				
CASH	.00	.00	.00	.00
TDOA	.00	.00	.00	.00
FUND TOTALS	<u>.00</u>	<u>.00</u>	<u>.00</u>	<u>.00</u>
2017 141 BULLET PROOF VEST GRANT				
CASH	5,430.50-	.00	.00	5,430.50-
TIME DEPOSIT ON ACCOUNT	.00	.00	.00	.00
MBIA MUNICIPAL INVESTORS SERV	.00	.00	.00	.00
FUND TOTALS	<u>5,430.50-</u>	<u>.00</u>	<u>.00</u>	<u>5,430.50-</u>
2017 142 BURN JAG GRANT				
CASH	.00	.00	.00	.00
TIME DEPOSIT ON ACCOUNT	.00	.00	.00	.00
FUND TOTALS	<u>.00</u>	<u>.00</u>	<u>.00</u>	<u>.00</u>
2017 143 BYRNE JAG LOCAL GRANT				
CASH	.00	.00	.00	.00
TIME DEPOSIT ON ACCOUNT	.00	.00	.00	.00
FUND TOTALS	<u>.00</u>	<u>.00</u>	<u>.00</u>	<u>.00</u>
2017 145 SOLID WASTE GRANT				
CASH	203.03	.00	.00	203.03
TIME DEPOSIT ON ACCOUNT	.00	.00	.00	.00
FUND TOTALS	<u>203.03</u>	<u>.00</u>	<u>.00</u>	<u>203.03</u>
2017 147 MOBILE VIDEO REPLACEMENT GRANT				
CASH	.00	.00	.00	.00
TDOA	.00	.00	.00	.00
FUND TOTALS	<u>.00</u>	<u>.00</u>	<u>.00</u>	<u>.00</u>
2017 261 CAPITAL PROJECT ROADS PCT NO 1				
CASH	7.84	.00	.00	7.84
TIME DEPOSIT ON ACCOUNT	.00	.00	.00	.00
FUND TOTALS	<u>7.84</u>	<u>.00</u>	<u>.00</u>	<u>7.84</u>
2017 262 CAPITAL PROJECT ROADS PCT NO 2				
CASH	1.34	.00	.00	1.34
TIME DEPOSIT ON ACCOUNT	.00	.00	.00	.00
FUND TOTALS	<u>1.34</u>	<u>.00</u>	<u>.00</u>	<u>1.34</u>
2017 263 CAPITAL PROJECT PCT 3				
CASH	.00	.00	.00	.00

ACCOUNT NAME	BEGINNING CASH BALANCE	CASH RECEIPTS	CASH DISBURSEMENTS	ENDING CASH BALANCE
TIME DEPOSIT ON ACCOUNT	.00	.00	.00	.00
FUND TOTALS	<u>.00</u>	<u>.00</u>	<u>.00</u>	<u>.00</u>
2017 264 CAPITAL PROJECT PCT 4				
CASH	.00	.00	.00	.00
TIME DEPOSIT ON ACCOUNT	.00	.00	.00	.00
FUND TOTALS	<u>.00</u>	<u>.00</u>	<u>.00</u>	<u>.00</u>
2017 400 FRUITVALE 2011 TXCDBG 710056				
CASH	.00	.00	.00	.00
WATER GRANT CASH	.00	.00	.00	.00
FUND TOTALS	<u>.00</u>	<u>.00</u>	<u>.00</u>	<u>.00</u>
2017 401 BENWHEELERWSC 71348911131115				
FUND TOTALS	<u>.00</u>	<u>.00</u>	<u>.00</u>	<u>.00</u>
2017 402 LITTLEHOPEMOOREWSC713026081315				
FUND TOTALS	<u>.00</u>	<u>.00</u>	<u>.00</u>	<u>.00</u>
2017 540 PRETRIAL SUPERVISION				
CASH	50,463.60	4,231.50	3,686.79-	51,008.31
TDOA	100,366.78	45.25	.00	100,412.03
FUND TOTALS	<u>150,830.38</u>	<u>4,276.75</u>	<u>3,686.79-</u>	<u>151,420.34</u>
2017 541 COMMUNITY SUP & CORRECTIONS				
CASH	70,145.41	41,748.11	32,454.91-	79,438.61
PETTY CASH	100.00	.00	.00	100.00
TIME DEPOSIT ON ACCOUNT	259,491.88	116.99	.00	259,608.87
MBIA MUNICIPAL INVESTORS SERV	.00	.00	.00	.00
FUND TOTALS	<u>329,737.29</u>	<u>41,865.10</u>	<u>32,454.91-</u>	<u>339,147.48</u>
2017 542 ADULT PROBATION CIVIL				
CASH	59,949.21	2,080.00	2,355.68-	59,673.53
TDOA	273,007.15	123.09	.00	273,130.24
MBIA	.00	.00	.00	.00
FUND TOTALS	<u>332,956.36</u>	<u>2,203.09</u>	<u>2,355.68-</u>	<u>332,803.77</u>
2017 543 HIGH RISK SUBSTANCE ABUSE -CCP				
CASH	4,727.72	.00	3,157.84-	1,569.88
TIME DEPOSIT ON ACCOUNT	.00	.00	.00	.00
MBIA MUNICIPAL INVESTORS SERV	.00	.00	.00	.00
FUND TOTALS	<u>4,727.72</u>	<u>.00</u>	<u>3,157.84-</u>	<u>1,569.88</u>
2017 544 HIGH RISK SEX OFFENDER -CCP				
CASH	5,586.52	.00	3,856.48-	1,730.04
TIME DEPOSIT ON ACCOUNT	.00	.00	.00	.00
MBIA MUNICIPAL INVESTORS SERV	.00	.00	.00	.00
FUND TOTALS	<u>5,586.52</u>	<u>.00</u>	<u>3,856.48-</u>	<u>1,730.04</u>
2017 545 GRANT C COMMIT REDUCTION PROG				
CASH	7,792.24	5,192.00	4,441.94-	8,542.30
FUND TOTALS	<u>7,792.24</u>	<u>5,192.00</u>	<u>4,441.94-</u>	<u>8,542.30</u>
2017 546 JUVENILE PROBATION FUND				
CASH	279,002.17-	57,841.89	38,452.27-	259,612.55-
TIME DEPOSIT ON ACCOUNT	.00	.00	.00	.00
MBIA MUNICIPAL INVESTORS SERV	.00	.00	.00	.00

ACCOUNT NAME	BEGINNING CASH BALANCE	CASH RECEIPTS	CASH DISBURSEMENTS	ENDING CASH BALANCE
FUND TOTALS	<u>279,002.17-</u>	<u>57,841.89</u>	<u>38,452.27-</u>	<u>259,612.55-</u>
2017 547 VZCJPD STATE AID GRANT				
CASH	51,494.07	31,286.00	20,730.06-	62,050.01
TIME DEPOSIT ON ACCOUNT	.00	.00	.00	.00
MBIA MUNICIPAL INVESTORS SERV	.00	.00	.00	.00
FUND TOTALS	<u>51,494.07</u>	<u>31,286.00</u>	<u>20,730.06-</u>	<u>62,050.01</u>
2017 548 VZCJPD PROGRESSIVE SANCTIONS				
CASH	.00	.00	.00	.00
TIME DEPOSIT ON ACCOUNT	.00	.00	.00	.00
MBIA MUNICIPAL INVESTORS SERV	.00	.00	.00	.00
FUND TOTALS	<u>.00</u>	<u>.00</u>	<u>.00</u>	<u>.00</u>
2017 549 VZCJPD - GRANT N				
CASH	20,943.21	8,069.00	8,132.23-	20,879.98
TIME DEPOSIT ON ACCOUNT	.00	.00	.00	.00
MBIA MUNICIPAL INVESTORS SERV	.00	.00	.00	.00
FUND TOTALS	<u>20,943.21</u>	<u>8,069.00</u>	<u>8,132.23-</u>	<u>20,879.98</u>
2017 550 D A SUPPLEMENTAL FUND				
CASH	4,941.18	7,500.00	109.98-	12,331.20
TIME DEPOSIT ON ACCOUNT	4,557.95	2.05	.00	4,560.00
MBIA MUNICIPAL INVESTORS SERV	.00	.00	.00	.00
FUND TOTALS	<u>9,499.13</u>	<u>7,502.05</u>	<u>109.98-</u>	<u>16,891.20</u>
2017 551 VOICES - JUV CJD GRANT				
VOICES - CJD JUV GRANT	4,695.34-	.00	4,803.53-	9,498.87-
TIME DEPOSIT ON ACCOUNT	.00	.00	.00	.00
FUND TOTALS	<u>4,695.34-</u>	<u>.00</u>	<u>4,803.53-</u>	<u>9,498.87-</u>
2017 552 ETCOG RESIDENTIAL				
CASH	<u>3,711.00-</u>	.00	.00	<u>3,711.00-</u>
FUND TOTALS	<u>3,711.00-</u>	<u>.00</u>	<u>.00</u>	<u>3,711.00-</u>
2017 553 V - JUV PROB POST FUND				
CASH	.00	.00	.00	.00
TIME DEPOSIT ON ACCOUNT	.00	.00	.00	.00
MBIA MUNICIPAL INVESTORS SERV	.00	.00	.00	.00
FUND TOTALS	<u>.00</u>	<u>.00</u>	<u>.00</u>	<u>.00</u>
2017 554 GRANT L SECURE FELONY REIMB				
GRANT L SECURE FELONY REIMB	665.00-	.00	.00	665.00-
TIME DEPOSIT ON ACCOUNT	.00	.00	.00	.00
FUND TOTALS	<u>665.00-</u>	<u>.00</u>	<u>.00</u>	<u>665.00-</u>
2017 555 JUVENILE PROBATION INTEREST				
CASH	21.34	1.84	.00	23.18
TIME DEPOSIT ON ACCOUNT	23,243.40	10.47	.00	23,253.87
MBIA MUNICIPAL INVESTORS SERV	.00	.00	.00	.00
FUND TOTALS	<u>23,264.74</u>	<u>12.31</u>	<u>.00</u>	<u>23,277.05</u>
2017 556 GRANT H-DIVERSION RESIDENTIAL				
CASH	.00	.00	.00	.00
FUND TOTALS	<u>.00</u>	<u>.00</u>	<u>.00</u>	<u>.00</u>
2017 557 GRANT I				
CASH	.00	.00	.00	.00

ACCOUNT NAME	BEGINNING CASH BALANCE	CASH RECEIPTS	CASH DISBURSEMENTS	ENDING CASH BALANCE
FUND TOTALS	<u>.00</u>	<u>.00</u>	<u>.00</u>	<u>.00</u>
2017 558 GRANT S				
CASH	14,198.71	.00	3,440.91-	10,757.80
FUND TOTALS	<u>14,198.71</u>	<u>.00</u>	<u>3,440.91-</u>	<u>10,757.80</u>
2017 559 MENTAL IMPAIRMENT CASELOAD				
CASH	8,521.06	.00	5,042.20-	3,478.86
TIME DEPOSIT ON ACCOUNT	.00	.00	.00	.00
MBIA MUNICIPAL INVESTORS SERV	.00	.00	.00	.00
FUND TOTALS	<u>8,521.06</u>	<u>.00</u>	<u>5,042.20-</u>	<u>3,478.86</u>
2017 560 SALARY ADJUSTMENT FOR JUV PROB				
CASH	1.33-	.00	.00	1.33-
TIME DEPOSIT ON ACCOUNT	.00	.00	.00	.00
MBIA MINUCIPAL INVESTORS SERV	.00	.00	.00	.00
FUND TOTALS	<u>1.33-</u>	<u>.00</u>	<u>.00</u>	<u>1.33-</u>
2017 562 TITLE IV-E FEDERAL FOSTER CARE				
CASH	.00	.00	.00	.00
TIME DEPOSIT ON ACCOUNT	.00	.00	.00	.00
MBIA MUNICIPAL INVESTORS SERV	.00	.00	.00	.00
FUND TOTALS	<u>.00</u>	<u>.00</u>	<u>.00</u>	<u>.00</u>
2017 563 FRUITVALE WATER TDHCA 720076				
FRUITVALE WATER SUPPLY	.00	.00	.00	.00
MBIA MUNICIPAL INVESTORS SERV	.00	.00	.00	.00
FUND TOTALS	<u>.00</u>	<u>.00</u>	<u>.00</u>	<u>.00</u>
2017 564 ICB				
CASH	.00	.00	.00	.00
FUND TOTALS	<u>.00</u>	<u>.00</u>	<u>.00</u>	<u>.00</u>
2017 565 INDIGENT DEFENSE GRANT				
CASH	7,990.48	.00	1,837.66-	6,152.82
TIME DEPOSIT ON ACCOUNT	304.72	.13	.00	304.85
FUND TOTALS	<u>8,295.20</u>	<u>.13</u>	<u>1,837.66-</u>	<u>6,457.67</u>
2017 567 ABATEMENT OFFICER				
CASH	45,141.08	14,950.00	9,006.62-	51,084.46
TDOA	.00	.00	.00	.00
FUND TOTALS	<u>45,141.08</u>	<u>14,950.00</u>	<u>9,006.62-</u>	<u>51,084.46</u>
2017 568 TECHNOLOGY RESOURCES				
CASH	1.50	.00	.00	1.50
TIME DEPOSIT ON ACCOUNT	.00	.00	.00	.00
FUND TOTALS	<u>1.50</u>	<u>.00</u>	<u>.00</u>	<u>1.50</u>
2017 569 HAVA ELECTION GRANT				
CASH	11,327.07	.00	.00	11,327.07
FUND TOTALS	<u>11,327.07</u>	<u>.00</u>	<u>.00</u>	<u>11,327.07</u>
2017 570 GOLDEN WATER SUPPLY CORP				
GOLDEN WATER TDHCA 726216	.00	.00	.00	.00
MBIA MUNICIPAL INVESTORS SERVI	.00	.00	.00	.00
FUND TOTALS	<u>.00</u>	<u>.00</u>	<u>.00</u>	<u>.00</u>
2017 580 D.A. CHECK COLLECTION FUND				
CASH	8,434.00	547.36	348.16-	8,633.20

ACCOUNT NAME	BEGINNING CASH BALANCE	CASH RECEIPTS	CASH DISBURSEMENTS	ENDING CASH BALANCE
TIME DEPOSIT ON ACCOUNT	10,128.23	4.56	.00	10,132.79
MBIA MUNICIPAL INVESTORS SERV	.00	.00	.00	.00
FUND TOTALS	<u>18,562.23</u>	<u>551.92</u>	<u>348.16-</u>	<u>18,765.99</u>
2017 591 CONSTABLE #1 TLEOSE FUND				
CASH	234.37	.00	.00	234.37
CASH - CITIZENS NATIONAL	.49-	.00	.00	.49-
TDOA	.00	.00	.00	.00
MBIA MUNICIPAL INVESTORS SERV	.00	.00	.00	.00
FUND TOTALS	<u>233.88</u>	<u>.00</u>	<u>.00</u>	<u>233.88</u>
2017 592 CONSTABLE #2 TLEOSE FUND				
CASH	604.68	.00	.00	604.68
CASH OTHER	.00	.00	.00	.00
MBIA MUNICIPAL INVESTORS SERV	.00	.00	.00	.00
FUND TOTALS	<u>604.68</u>	<u>.00</u>	<u>.00</u>	<u>604.68</u>
2017 593 CONSTABLE #3 TLEOSE FUND				
CASH	.00	.00	.00	.00
CASH OTHER - ANB/CANTON	1,790.75	.00	.00	1,790.75
MBIA MUNICIPAL INVESTORS SERV	.00	.00	.00	.00
FUND TOTALS	<u>1,790.75</u>	<u>.00</u>	<u>.00</u>	<u>1,790.75</u>
2017 594 CONSTABLE #4 TLEOSE FUND				
CASH	3,515.43	682.59	.00	4,198.02
TIME DEPOSIT ON ACCOUNT	.00	.00	.00	.00
MBIA MUNICIPAL INVESTORS SERV	.00	.00	.00	.00
FUND TOTALS	<u>3,515.43</u>	<u>682.59</u>	<u>.00</u>	<u>4,198.02</u>
2017 595 SHERIFF TLEOSE FUND				
CASH	6,885.14	.00	.00	6,885.14
MBIA MUNICIPAL INVESTORS SESRV	.00	.00	.00	.00
FUND TOTALS	<u>6,885.14</u>	<u>.00</u>	<u>.00</u>	<u>6,885.14</u>
2017 596 DA TLEOSE FUND				
CASH	1,436.88	.00	.00	1,436.88
MBIA MUNICIPAL INVESTORS SERV	.00	.00	.00	.00
FUND TOTALS	<u>1,436.88</u>	<u>.00</u>	<u>.00</u>	<u>1,436.88</u>
2017 597 VZC COMMISSARY PERSONNEL FUND				
CASH	2.41-	.00	.00	2.41-
MBIA MUNICIPAL INVESTORS SERV	.00	.00	.00	.00
FUND TOTALS	<u>2.41-</u>	<u>.00</u>	<u>.00</u>	<u>2.41-</u>
2017 598 SHERIFF - CANINE DRUG ACCOUNT				
CASH	.00	.00	.00	.00
CASH EW FNB 5058	.00	.00	.00	.00
MBIA MUNICIPAL INVESTORS SERV	.00	.00	.00	.00
FUND TOTALS	<u>.00</u>	<u>.00</u>	<u>.00</u>	<u>.00</u>
2017 600 JUSTICE COURT TECHNOLOGY FUND				
CASH	8,146.17	1,158.63	.00	9,304.80
TIME DEPOSIT ON ACCOUNT	20,037.55	9.03	.00	20,046.58
MBIA MUNICIPAL INVESTORS SERV	.00	.00	.00	.00
FUND TOTALS	<u>28,183.72</u>	<u>1,167.66</u>	<u>.00</u>	<u>29,351.38</u>
2017 601 VZC COURTHOUSE BEAUTIFICATION				
CASH	.00	.00	.00	.00

ACCOUNT NAME	BEGINNING CASH BALANCE	CASH RECEIPTS	CASH DISBURSEMENTS	ENDING CASH BALANCE
FUND TOTALS	<u>.00</u>	<u>.00</u>	<u>.00</u>	<u>.00</u>
2017 602 CHILD ADVOCACY				
HISTORICAL COMMISSION CASH	9.08	.00	.00	9.08
MBIA MUNICIPAL INVESTORS SERV	.00	.00	.00	.00
FUND TOTALS	<u>9.08</u>	<u>.00</u>	<u>.00</u>	<u>9.08</u>
2017 800 CONTRIBUTION RELIEF FUND				
CASH	.00	.00	.00	.00
TIME DEPOSIT ON ACCOUNT	16,082.93	.00	.00	16,082.93
FUND TOTALS	<u>16,082.93</u>	<u>.00</u>	<u>.00</u>	<u>16,082.93</u>
2017 801 HURRICANE RITA - ASSISTANCE				
CASH	.00	.00	.00	.00
TIME DEPOSIT ON ACCOUNT	.00	.00	.00	.00
FUND TOTALS	<u>.00</u>	<u>.00</u>	<u>.00</u>	<u>.00</u>
2017 802 VETERAN'S MEMORIAL WALL FUND				
CASH	.55	.00	.00	.55
TIME DEPOSIT ON ACCOUNT	.00	.00	.00	.00
FUND TOTALS	<u>.55</u>	<u>.00</u>	<u>.00</u>	<u>.55</u>
2017 803 HISTORICAL COMMISSION				
HISTORICAL COMMISSION CASH	10,127.31	.00	.00	10,127.31
TIME DEPOSIT ON ACCOUNT	.16	.00	.00	.16
FUND TOTALS	<u>10,127.47</u>	<u>.00</u>	<u>.00</u>	<u>10,127.47</u>
2017 804 VAN TORNADO-ASSISTANCE				
VAN TORNADO-ASSISTANCE-CASH	43,988.27-	.00	.00	43,988.27-
VTASST-TIME DEPOSITON ACCOUNT	.00	.00	.00	.00
FUND TOTALS	<u>43,988.27-</u>	<u>.00</u>	<u>.00</u>	<u>43,988.27-</u>
2017 805 FEMA - DEC 2015 STORM				
CASH	68,027.14	.00	67,556.48-	470.66
TIME DEPOSIT ON ACCOUNT	.00	.00	.00	.00
FUND TOTALS	<u>68,027.14</u>	<u>.00</u>	<u>67,556.48-</u>	<u>470.66</u>
2017 806 FEMA APRIL 2016 STORM				
CASH	.00	472,261.39	.00	472,261.39
TIME DEPOSIT ON ACCOUNT	.00	.00	.00	.00
FUND TOTALS	<u>.00</u>	<u>472,261.39</u>	<u>.00</u>	<u>472,261.39</u>
GRAND TOTALS	<u>8,686,097.04</u>	<u>5,554,867.58</u>	<u>3,592,111.12-</u>	<u>10,648,853.50</u>

ACCOUNT NUMBER	ACCOUNT NAME	DATE	AMDMT NUMBER	OLD BUDGET AMOUNT	AMENDED BUDGET AMOUNT	AMOUNT OF CHANGE	DESCRIPTION	CLK
2017 010-370-102	INSURANCE PROCEEDS	02/14/2017	170028	.00	272.88-	272.88-	INCREASE BUDGET	FT
	TOTAL AMENDMENTS		1		TOTAL CHANGES	272.88-		
2017 010-390-021	TRANSFER FROM R&B	01/25/2017	170019	.00	2,662.24-	2,662.24-	PROVIDE FUNDS FOR HR POSITI	KE
2017 010-390-022	TRANSFER FROM R&B	01/25/2017	170019	.00	2,662.24-	2,662.24-	PROVIDE FUNDS FOR HR POSITI	KE
2017 010-390-023	TRANSFER FROM R&B	01/25/2017	170019	.00	2,662.24-	2,662.24-	PROVIDE FUNDS FOR HR POSITI	KE
2017 010-390-024	TRANSFER FROM R&B	01/25/2017	170019	.00	2,662.24-	2,662.24-	PROVIDE FUNDS FOR HR POSITI	KE
	TOTAL AMENDMENTS		4		TOTAL CHANGES	10,648.96-		
2017 010-402-103	SALARIES - EMPLOYE	01/04/2017	170015	.00	25,522.50	25,522.50	TO FUND NEW H/R EMPLOYEE	KE
2017 010-402-103	SALARIES - EMPLOYE	01/04/2017	170016	25,522.50	31,875.00	6,352.50	TO FUND NEW H/R EMPLOYEE	KE
2017 010-402-201	SOCIAL SECURITY TA	01/04/2017	170015	.00	1,952.47	1,952.47	TO FUND NEW H/R EMPLOYEE	KE
2017 010-402-201	SOCIAL SECURITY TA	01/04/2017	170016	1,952.47	2,438.44	485.97	TO FUND NEW H/R EMPLOYEE	KE
2017 010-402-202	GROUP INSURANCE	01/04/2017	170015	.00	7,724.16	7,724.16	TO FUND NEW H/R EMPLOYEE	KE
2017 010-402-203	RETIREMENT CONTRIB	01/04/2017	170015	.00	2,026.49	2,026.49	TO FUND NEW H/R EMPLOYEE	KE
2017 010-402-203	RETIREMENT CONTRIB	01/04/2017	170016	2,026.49	2,530.89	504.40	TO FUND NEW H/R EMPLOYEE	KE
2017 010-402-204	WORKERS COMPENSATI	01/04/2017	170015	.00	241.96	241.96	TO FUND NEW H/R EMPLOYEE	KE
2017 010-402-204	WORKERS COMPENSATI	01/04/2017	170016	241.96	279.45	37.49	TO FUND NEW H/R EMPLOYEE	KE
2017 010-402-206	UNEMPLOYMENT INSUR	01/04/2017	170015	.00	275.64	275.64	TO FUND NEW H/R EMPLOYEE	KE
2017 010-402-206	UNEMPLOYMENT INSUR	01/04/2017	170016	275.64	344.25	68.61	TO FUND NEW H/R EMPLOYEE	KE
2017 010-402-310	OFFICE SUPPLIES	01/04/2017	170016	.00	1,000.00	1,000.00	TO FUND NEW H/R EMPLOYEE	KE
2017 010-402-311	POSTAGE	01/04/2017	170016	.00	300.00	300.00	TO FUND NEW H/R EMPLOYEE	KE
2017 010-402-427	TRAINING	01/04/2017	170016	.00	1,200.00	1,200.00	TO FUND NEW H/R EMPLOYEE	KE
2017 010-402-495	MISCELLANEOUS EXPE	01/04/2017	170016	.00	700.00	700.00	TO FUND NEW H/R EMPLOYEE	KE
EXPENDITURES - HUMAN RESOURCE	TOTAL AMENDMENTS		15		TOTAL CHANGES	48,392.19		
2017 010-403-427	TRAINING	02/14/2017	170026	2,000.00	4,000.00	2,000.00	LINE ITEM TRANSFER	FT
EXPENDITURES - COUNTY CLERK	TOTAL AMENDMENTS		1		TOTAL CHANGES	2,000.00		
2017 010-404-103	SALARIES - EMPLOYE	02/14/2017	170026	.00	2,034.56	2,034.56	LINE ITEM TRANSFER	FT
2017 010-404-311	POSTAGE	02/14/2017	170026	12,000.00	9,965.44	2,034.56-	LINE ITEM TRANSFER	FT
2017 010-404-311	POSTAGE	02/14/2017	170026	9,965.44	7,965.44	2,000.00-	LINE ITEM TRANSFER	FT
EXPENDITURES - ELECTIONS	TOTAL AMENDMENTS		3		TOTAL CHANGES	2,000.00-		
2017 010-497-103	SALARIES - EMPLOYE	01/04/2017	170015	51,102.47	25,579.97	25,522.50-	TO FUND NEW H/R EMPLOYEE	KE
2017 010-497-201	SOCIAL SECURITY TA	01/04/2017	170015	7,306.00	5,353.53	1,952.47-	TO FUND NEW H/R EMPLOYEE	KE
2017 010-497-202	GROUP INSURANCE	01/04/2017	170015	23,172.48	15,448.32	7,724.16-	TO FUND NEW H/R EMPLOYEE	KE
2017 010-497-203	RETIREMENT CONTRIB	01/04/2017	170015	7,583.00	5,556.51	2,026.49-	TO FUND NEW H/R EMPLOYEE	KE
2017 010-497-204	WORKERS COMPENSATI	01/04/2017	170015	910.00	668.04	241.96-	TO FUND NEW H/R EMPLOYEE	KE
2017 010-497-206	UNEMPLOYMENT INSUR	01/04/2017	170015	560.00	284.36	275.64-	TO FUND NEW H/R EMPLOYEE	KE
EXPENDITURES - CO.TREASURER	TOTAL AMENDMENTS		6		TOTAL CHANGES	37,743.22-		
2017 010-551-337	LAW ENFORCEMENT SU	02/14/2017	170026	200.00	437.00	237.00	LINE ITEM TRANSFER	FT
2017 010-551-428	FUEL AND LUBRICANT	01/26/2017	170020	1,500.00	1,343.00	157.00-	LINE ITEM TRANSFER	KE
2017 010-551-428	FUEL AND LUBRICANT	02/14/2017	170026	1,343.00	1,106.00	237.00-	LINE ITEM TRANSFER	FT
2017 010-551-451	AUTO MAINTENANCE	01/26/2017	170020	500.00	657.00	157.00	LINE ITEM TRANSFER	KE
EXPENDITURES - CONSTABLE PCT.1	TOTAL AMENDMENTS		4		TOTAL CHANGES	.00		
2017 010-700-132	TRANSFER TO SHERIF	02/14/2017	170028	2,453,000.00	2,453,272.88	272.88	INCREASE BUDGET	FT
TOTAL TRANSFERS	TOTAL AMENDMENTS		1		TOTAL CHANGES	272.88		
2017 015-560-492	DRUG INVESTIGATION	02/14/2017	170027	.00	3,500.00	3,500.00	INCREASE BUDGET	FT
2017 015-560-495	MISC	02/14/2017	170027	5,000.00	19,175.73	14,175.73	INCREASE BUDGET	FT
2017 015-560-572	EQUIPMENT	02/14/2017	170027	.00	5,000.00	5,000.00	INCREASE BUDGET	FT
EXPENDITURES - SHERIFF FORFEIT	TOTAL AMENDMENTS		3		TOTAL CHANGES	22,675.73		

ACCOUNT NUMBER	ACCOUNT NAME	DATE	AMDMT NUMBER	OLD BUDGET AMOUNT	AMENDED BUDGET AMOUNT	AMOUNT OF CHANGE	DESCRIPTION	CLK
2017 018-510-402	CONTRACT SERVICES	12/13/2016	170011	.00	2,000.00	2,000.00	LINE ITEM TRANSFER	FT
2017 018-510-495	MISCELLANEOUS	12/13/2016	170011	2,000.00	.00	2,000.00-	LINE ITEM TRANSFER	FT
EXPENDITURES - JUSTICE COURT			TOTAL AMENDMENTS	2	TOTAL CHANGES	.00		
2017 021-390-806	TRN FRM APR 2016 S	02/28/2017	170029	.00	88,438.17-	88,438.17-	FEMA FUNDS RECEIVED AND TRA	KE
			TOTAL AMENDMENTS	1	TOTAL CHANGES	88,438.17-		
2017 021-621-107	SALARIES-EXTRA HEL	02/14/2017	170026	7,148.20	9,148.20	2,000.00	LINE ITEM TRANSFER	FT
2017 021-621-335	ROAD & BRIDGE MATE	02/14/2017	170026	637,675.35	634,675.35	3,000.00-	LINE ITEM TRANSFER	FT
2017 021-621-335	ROAD & BRIDGE MATE	02/14/2017	170026	634,675.35	615,164.07	19,511.28-	LINE ITEM TRANSFER	FT
2017 021-621-335	ROAD & BRIDGE MATE	02/28/2017	170031	615,164.07	605,164.07	10,000.00-	LINE ITEM TRANSFER	KE
2017 021-621-338	FEMA APR 2016 STOR	02/28/2017	170029	.00	88,438.17	88,438.17	FEMA FUNDS RECEIVED AND TRA	KE
2017 021-621-451	REPAIR & MAINT.-MA	02/28/2017	170031	21,400.00	31,400.00	10,000.00	LINE ITEM TRANSFER	KE
2017 021-621-495	MISCELLANEOUS EXPE	02/14/2017	170026	10,750.00	11,750.00	1,000.00	LINE ITEM TRANSFER	FT
2017 021-621-571	EQUIPMENT PURCHASE	02/14/2017	170026	15,000.00	34,511.28	19,511.28	LINE ITEM TRANSFER	FT
2017 021-621-571	EQUIPMENT PURCHASE	02/14/2017	170027	34,511.28	40,000.00	5,488.72	INCREASE BUDGET	FT
EXPENDITURES - R & B PCT.1			TOTAL AMENDMENTS	9	TOTAL CHANGES	93,926.89		
2017 021-700-010	TRANSFER TO GENERA	01/25/2017	170019	.00	2,662.24	2,662.24	PROVIDE FUNDS FOR HR POSITI	KE
EXPENDITURES - RB#1 TRANSFERS			TOTAL AMENDMENTS	1	TOTAL CHANGES	2,662.24		
2017 022-390-803	CARRY OVER FUND BA	01/26/2017	170021	.00	1,200,000.00-	1,200,000.00-	RECLASSIFY 2017 BUDGET RESO	KE
2017 022-390-804	TRN FROM VAN TORNA	01/26/2017	170024	200,000.00-	209,067.32-	9,067.32-	TO INCREASE BUDGET AMOUNT	KE
2017 022-390-804	TRN FROM VAN TORNA	01/26/2017	170021	209,067.32-	9,067.32-	200,000.00	RECLASSIFY 2017 BUDGET RESO	KE
2017 022-390-804	TRN FROM VAN TORNA	02/14/2017	170028	9,067.32-	18,134.64-	9,067.32-	INCREASE BUDGET	FT
2017 022-390-804	TRN FROM VAN TORNA	02/14/2017	170028	18,134.64-	18,468.42-	333.78-	INCREASE BUDGET	FT
2017 022-390-805	TRNSF FROM DEC 201	01/26/2017	170021	1,000,000.00-	.00	1,000,000.00	RECLASSIFY 2017 BUDGET RESO	KE
2017 022-390-805	TRNSF FROM DEC 201	02/14/2017	170028	.00	67,556.48-	67,556.48-	INCREASE BUDGET	FT
2017 022-390-806	TRN FRM APR 2016 S	02/28/2017	170029	.00	344,297.60-	344,297.60-	FEMA FUNDS RECEIVED AND TRA	KE
			TOTAL AMENDMENTS	8	TOTAL CHANGES	430,322.50-		
2017 022-622-335	ROAD & BRIDGE MATE	10/30/2016	170003	450,000.00	446,000.00	4,000.00-	LINE ITEM TRANSFERS	FT
2017 022-622-335	ROAD & BRIDGE MATE	12/28/2016	170013	446,000.00	441,990.00	4,010.00-	LINE ITEM TRANSFER	KE
2017 022-622-335	ROAD & BRIDGE MATE	01/27/2017	170023	441,990.00	991,990.00	550,000.00	TO INCREASE 2017 R&B BUDGET	KE
2017 022-622-335	ROAD & BRIDGE MATE	02/14/2017	170026	991,990.00	986,990.00	5,000.00-	LINE ITEM TRANSFER	FT
2017 022-622-336	FEMA VAN TORNADO -	02/14/2017	170028	200,000.00	200,333.78	333.78	INCREASE BUDGET	FT
2017 022-622-337	FEMA DEC 2015 STOR	02/14/2017	170028	1,000,000.00	1,067,556.48	67,556.48	INCREASE BUDGET	FT
2017 022-622-338	FEMA APR 2016 STOR	02/28/2017	170029	.00	344,297.60	344,297.60	FEMA FUNDS RECEIVED AND TRA	KE
2017 022-622-461	MACHINERY RENTAL	10/30/2016	170003	.00	4,000.00	4,000.00	LINE ITEM TRANSFERS	FT
2017 022-622-461	MACHINERY RENTAL	12/28/2016	170013	4,000.00	8,010.00	4,010.00	LINE ITEM TRANSFER	KE
2017 022-622-571	EQUIPMENT PURCHASE	02/14/2017	170026	.00	5,000.00	5,000.00	LINE ITEM TRANSFER	FT
EXPENDITURES - R & B PCT.2			TOTAL AMENDMENTS	10	TOTAL CHANGES	962,187.86		
2017 022-700-010	TRANSFER TO GENERA	01/25/2017	170019	.00	2,662.24	2,662.24	PROVIDE FUNDS FOR HR POSITI	KE
EXPENDITURES - RB#2 TRANSFERS			TOTAL AMENDMENTS	1	TOTAL CHANGES	2,662.24		
2017 023-623-335	ROAD & BRIDGE MATE	10/12/2016	170001	935,784.00	930,284.00	5,500.00-	LINE ITEM TRANSFER	FT
2017 023-623-335	ROAD & BRIDGE MATE	10/30/2016	170003	930,284.00	924,284.00	6,000.00-	LINE ITEM TRANSFERS	FT
2017 023-623-335	ROAD & BRIDGE MATE	01/09/2017	170018	924,284.00	914,284.00	10,000.00-	LINE ITEM TRANSFER	FT
2017 023-623-451	REPAIR & MAINT-MAC	01/09/2017	170018	58,000.00	68,000.00	10,000.00	LINE ITEM TRANSFER	FT
2017 023-623-461	MACHINERY RENTAL	10/12/2016	170001	.00	5,500.00	5,500.00	LINE ITEM TRANSFER	FT
2017 023-623-461	MACHINERY RENTAL	10/30/2016	170003	5,500.00	11,500.00	6,000.00	LINE ITEM TRANSFERS	FT
2017 023-623-461	MACHINERY RENTAL	02/14/2017	170027	11,500.00	13,400.00	1,900.00	INCREASE BUDGET	FT
2017 023-623-571	EQUIPMENT PURCHASE	02/14/2017	170025	.00	20,900.00	20,900.00	INCREASE R & B PCT 3 BUDGET	FT
2017 023-623-571	EQUIPMENT PURCHASE	02/28/2017	170032	20,900.00	22,400.00	1,500.00	INCREASE THE BUDGET	KE

ACCOUNT NUMBER	ACCOUNT NAME	DATE	AMDMT NUMBER	OLD BUDGET AMOUNT	AMENDED BUDGET AMOUNT	AMOUNT OF CHANGE	DESCRIPTION	CLK
EXPENDITURES - R & B PCT.3			TOTAL AMENDMENTS	9	TOTAL CHANGES	24,300.00		
2017 023-700-010	TRANSFER TO GENERA	01/25/2017	170019	.00	2,662.24	2,662.24	PROVIDE FUNDS FOR HR POSITI	KE
EXPENDITURES - RB#3 TRANSFERS			TOTAL AMENDMENTS	1	TOTAL CHANGES	2,662.24		
2017 024-390-804	TRN FROM VAN TORNA	10/30/2016	170004	.00	31,231.87-	31,231.87-	INCREASE FEMA BUDGET	FT
2017 024-390-804	TRN FROM VAN TORNA	01/09/2017	170017	31,231.87-	142,385.51-	111,153.64-	INCREASE BUDGET	FT
2017 024-390-804	TRN FROM VAN TORNA	02/14/2017	170028	142,385.51-	143,542.52-	1,157.01-	INCREASE BUDGET	FT
2017 024-390-806	TRN FRM APR 2016 S	02/28/2017	170029	.00	39,525.62-	39,525.62-	FEMA FUNDS RECEIVED AND TRA	KE
EXPENDITURES - PCT.4			TOTAL AMENDMENTS	4	TOTAL CHANGES	183,068.14-		
2017 024-624-335	ROAD & BRIDGE MATE	11/07/2016	170006	656,337.00	671,337.00	15,000.00	INCREASE BUDGET	FT
2017 024-624-336	FEMA VAN TORNADO -	10/30/2016	170004	.00	31,231.87	31,231.87	INCREASE FEMA BUDGET	FT
2017 024-624-336	FEMA VAN TORNADO -	01/09/2017	170017	31,231.87	142,385.51	111,153.64	INCREASE BUDGET	FT
2017 024-624-336	FEMA VAN TORNADO -	02/14/2017	170028	142,385.51	143,542.52	1,157.01	INCREASE BUDGET	FT
2017 024-624-338	FEMA APR 2016 STOR	02/28/2017	170029	.00	39,525.62	39,525.62	FEMA FUNDS RECEIVED AND TRA	KE
2017 024-624-571	EQUIPMENT PURCHASE	11/03/2016	170005	.00	23,500.00	23,500.00	INCREASE BUDGET	FT
2017 024-624-571	EQUIPMENT PURCHASE	12/28/2016	170012	23,500.00	54,500.00	31,000.00	INCREASE 2017 BUDGET TO PUR	KE
EXPENDITURES - PCT.4			TOTAL AMENDMENTS	7	TOTAL CHANGES	252,568.14		
2017 024-700-010	TRANSFER TO GENERA	01/25/2017	170019	.00	2,662.24	2,662.24	PROVIDE FUNDS FOR HR POSITI	KE
EXPENDITURES - RB#4 TRANSFERS			TOTAL AMENDMENTS	1	TOTAL CHANGES	2,662.24		
2017 031-700-021	TRANSFER TO R&B #1	02/14/2017	170027	.00	5,488.72	5,488.72	INCREASE BUDGET	FT
EXPENDITURES - VICTIM COORDINA			TOTAL AMENDMENTS	1	TOTAL CHANGES	5,488.72		
2017 035-476-310	OFFICE SUPPLIES	02/14/2017	170026	4,585.00	3,585.00	1,000.00-	LINE ITEM TRANSFER	FT
2017 035-476-427	TRAINING	02/14/2017	170026	1,500.00	2,500.00	1,000.00	LINE ITEM TRANSFER	FT
EXPENDITURES - VICTIM COORDINA			TOTAL AMENDMENTS	2	TOTAL CHANGES	.00		
2017 131-340-205	INSURANCE PROCEEDS	01/27/2017	170022	.00	34,786.40-	34,786.40-	PROCEEDS FROM INSURANCE CLA	KE
2017 131-340-205	INSURANCE PROCEEDS	02/28/2017	170033	34,786.40-	44,708.00-	9,921.60-	INSUR. PROCEEDS-FROM TAC FO	KE
EXPENDITURES - VZC JAIL			TOTAL AMENDMENTS	2	TOTAL CHANGES	44,708.00-		
2017 131-512-440	ELECTRICITY	03/07/2017	170035	70,000.00	68,500.00	1,500.00-	LINE ITEM TRANSFER FOR JAIL	FT
2017 131-512-450	REPAIR & MAINT. BL	03/07/2017	170035	75,000.00	73,500.00	1,500.00-	LINE ITEM TRANSFER FOR JAIL	FT
2017 131-512-451	REPAIR & MAIN-MACH	03/07/2017	170035	3,000.00	9,000.00	6,000.00	LINE ITEM TRANSFER FOR JAIL	FT
2017 131-512-495	MISCELLANEOUS	03/07/2017	170035	7,500.00	4,500.00	3,000.00-	LINE ITEM TRANSFER FOR JAIL	FT
2017 131-512-571	EQUIPMENT	01/27/2017	170022	8,000.00	42,786.40	34,786.40	PROCEEDS FROM INSURANCE CLA	KE
2017 131-512-571	EQUIPMENT	02/28/2017	170030	42,786.40	68,897.40	26,111.00	TO COMPLETE REPAIRS OF CAME	KE
2017 131-512-571	EQUIPMENT	02/28/2017	170033	68,897.40	78,819.00	9,921.60	INSUR. PROCEEDS-FROM TAC FO	KE
EXPENDITURES - VZC JAIL			TOTAL AMENDMENTS	7	TOTAL CHANGES	70,819.00		
2017 132-352-400	GRANT PROCEEDS	02/14/2017	170027	.00	69,000.00-	69,000.00-	INCREASE BUDGET	FT
EXPENDITURES - SHERIFF OFFICE			TOTAL AMENDMENTS	1	TOTAL CHANGES	69,000.00-		
2017 132-390-010	TRANSFER FROM GENE	02/14/2017	170028	2,453,000.00-	2,453,272.88-	272.88-	INCREASE BUDGET	FT
EXPENDITURES - SHERIFF OFFICE			TOTAL AMENDMENTS	1	TOTAL CHANGES	272.88-		
2017 132-560-454	AUTOMOTIVE MAINTEN	02/14/2017	170028	50,000.00	50,272.88	272.88	INCREASE BUDGET	FT
2017 132-560-458	RADIO REPAIR	02/22/2017	170028	1,500.00	5,187.30	3,687.30	TO REPAIR THE FIRE DEPARTME	KE
2017 132-560-495	MISCELLANEOUS	02/28/2017	170034	8,500.00	10,750.00	2,250.00	INCREASE BUDGET-UTILIZE DON	KE
2017 132-560-571	EQUIPMENT PURCHASE	02/14/2017	170027	5,000.00	74,000.00	69,000.00	INCREASE BUDGET	FT
EXPENDITURES - SHERIFF OFFICE			TOTAL AMENDMENTS	4	TOTAL CHANGES	75,210.18		

ACCOUNT NUMBER	ACCOUNT NAME	DATE	AMDMT NUMBER	OLD BUDGET AMOUNT	AMENDED BUDGET AMOUNT	AMOUNT OF CHANGE	DESCRIPTION	ADULT	PRO	KE	CLK
2017 541-333-101	STATE AID - SUPERV	11/08/2016	170007	142,790.00-	156,656.00-	13,866.00-	BUDGET AMENDMENTS	ADULT	PRO	KE	
	TOTAL AMENDMENTS		1	TOTAL CHANGES		13,866.00-					
2017 541-344-100	PROBATION FEES	11/08/2016	170007	375,830.00-	360,830.00-	15,000.00	BUDGET AMENDMENTS	ADULT	PRO	KE	
2017 541-344-104	DRUG TESTING	11/08/2016	170007	21,000.00-	19,435.00-	1,565.00	BUDGET AMENDMENTS	ADULT	PRO	KE	
	TOTAL AMENDMENTS		2	TOTAL CHANGES		16,565.00					
2017 541-570-103	SALARIES - EMPLOYE	11/08/2016	170007	260,255.00	409,322.00	149,067.00	BUDGET AMENDMENTS	ADULT	PRO	KE	
2017 541-570-201	SOCIAL SECURITY TA	11/08/2016	170007	26,030.00	37,434.00	11,404.00	BUDGET AMENDMENTS	ADULT	PRO	KE	
2017 541-570-203	RETIREMENT CONTRIB	11/08/2016	170007	27,017.00	38,853.00	11,836.00	BUDGET AMENDMENTS	ADULT	PRO	KE	
2017 541-570-206	UNEMPLOYMENT INSUR	11/08/2016	170007	3,675.00	5,375.00	1,700.00	BUDGET AMENDMENTS	ADULT	PRO	KE	
2017 541-570-310	SUPPLIES/OPERATION	11/08/2016	170007	18,250.00	77,281.00	59,031.00	BUDGET AMENDMENTS	ADULT	PRO	KE	
2017 541-570-408	CONTRACT SERVICES	11/08/2016	170007	37,855.00	18,825.00	19,030.00-	BUDGET AMENDMENTS	ADULT	PRO	KE	
2017 541-570-419	PROFESSIONAL FEES	11/08/2016	170007	25,121.00	30,791.00	5,670.00	BUDGET AMENDMENTS	ADULT	PRO	KE	
2017 541-570-420	TELEPHONE - UTILIT	11/08/2016	170007	3,875.00	4,200.00	325.00	BUDGET AMENDMENTS	ADULT	PRO	KE	
2017 541-570-428	TRAVEL	11/08/2016	170007	8,250.00	20,250.00	12,000.00	BUDGET AMENDMENTS	ADULT	PRO	KE	
2017 541-570-429	FURNISHED TRAVEL	11/08/2016	170007	5,500.00	53,000.00	47,500.00	BUDGET AMENDMENTS	ADULT	PRO	KE	
2017 541-570-572	EQUIPMENT	11/08/2016	170007	8,100.00	33,100.00	25,000.00	BUDGET AMENDMENTS	ADULT	PRO	KE	
	EXPENDITURES - SUPERVISION		TOTAL AMENDMENTS	11	TOTAL CHANGES	304,503.00					
2017 543-333-103	STATE AID - SUBSTA	11/08/2016	170007	28,266.00-	29,624.00-	1,358.00-	BUDGET AMENDMENTS	ADULT	PRO	KE	
	TOTAL AMENDMENTS		1	TOTAL CHANGES		1,358.00-					
2017 543-390-541	TRANSFER FROM SUP	11/08/2016	170008	11,616.00-	12,950.00-	1,334.00-	BUDGET AMENDMENTS	ADULT	PRO	KE	
	TOTAL AMENDMENTS		1	TOTAL CHANGES		1,334.00-					
2017 543-573-103	SALARIES - EMPLOYE	11/08/2016	170007	34,000.00	36,000.00	2,000.00	BUDGET AMENDMENTS	ADULT	PRO	KE	
2017 543-573-201	SOCIAL SECURITY TA	11/08/2016	170007	2,601.00	2,754.00	153.00	BUDGET AMENDMENTS	ADULT	PRO	KE	
2017 543-573-203	RETIREMENT CONTRIB	11/08/2016	170007	2,700.00	2,858.00	158.00	BUDGET AMENDMENTS	ADULT	PRO	KE	
2017 543-573-206	UNEMPLOYMENT INSUR	11/08/2016	170007	368.00	740.00	372.00	BUDGET AMENDMENTS	ADULT	PRO	KE	
2017 543-573-419	PROFESSIONAL FEES	11/08/2016	170007	213.00	222.00	9.00	BUDGET AMENDMENTS	ADULT	PRO	KE	
	EXPENDITURES - SUBSTANCE ABUSE		TOTAL AMENDMENTS	5	TOTAL CHANGES	2,692.00					
2017 544-333-104	STATE AID - OFFEND	11/08/2016	170007	50,103.00-	51,603.00-	1,500.00-	BUDGET AMENDMENTS	ADULT	PRO	KE	
	TOTAL AMENDMENTS		1	TOTAL CHANGES		1,500.00-					
2017 544-574-103	SALARIES-EMPLOYEES	11/08/2016	170007	42,620.00	43,900.00	1,280.00	BUDGET AMENDMENTS	ADULT	PRO	KE	
2017 544-574-201	SOCIAL SECURITY TA	11/08/2016	170007	3,261.00	3,358.00	97.00	BUDGET AMENDMENTS	ADULT	PRO	KE	
2017 544-574-203	RETIREMENT CONTRIB	11/08/2016	170007	3,385.00	3,486.00	101.00	BUDGET AMENDMENTS	ADULT	PRO	KE	
2017 544-574-206	UNEMPLOYMENT INSUR	11/08/2016	170007	461.00	471.00	10.00	BUDGET AMENDMENTS	ADULT	PRO	KE	
2017 544-574-419	PROFESSIONAL FEES	11/08/2016	170007	376.00	388.00	12.00	BUDGET AMENDMENTS	ADULT	PRO	KE	
	EXPENDITURES - OFFENDER		TOTAL AMENDMENTS	5	TOTAL CHANGES	1,500.00					
2017 546-587-441	GAS	10/13/2016	170002	.00	400.00	400.00	LINE ITEM TRANSFER				FT
	EXPENDITURES DETENTION LOCAL		TOTAL AMENDMENTS	1	TOTAL CHANGES	400.00					
2017 547-333-110	STATE AID - JUVENI	11/23/2016	170010	322,027.00-	349,631.00-	27,604.00-	INCREASE JUV PROBATION BUDG				FT
	TOTAL AMENDMENTS		1	TOTAL CHANGES		27,604.00-					
2017 547-587-402	PROBATION EXTERNAL	11/23/2016	170010	.00	1,148.00	1,148.00	INCREASE JUV PROBATION BUDG				FT
2017 547-587-402	PROBATION EXTERNAL	12/28/2016	170014	1,148.00	1,238.85	90.85	GRANT R BUDGET ADJUSTMENT				KE
2017 547-587-411	RESIDENTIAL SERVIC	11/23/2016	170010	.00	24,000.00	24,000.00	INCREASE JUV PROBATION BUDG				FT
2017 547-587-427	TRAINING	11/23/2016	170010	.00	2,456.00	2,456.00	INCREASE JUV PROBATION BUDG				FT
2017 547-587-427	TRAINING	12/28/2016	170014	2,456.00	2,365.15	90.85-	GRANT R BUDGET ADJUSTMENT				KE
2017 547-587-495	MISCELLANEOUS EXPE	10/13/2016	170002	400.00	.00	400.00-	LINE ITEM TRANSFER				FT

REPORT OF GENERAL LEDGER AMENDMENTS

ACCOUNT NUMBER	ACCOUNT NAME	DATE	AMDMT NUMBER	OLD BUDGET AMOUNT	AMENDED BUDGET AMOUNT	AMOUNT OF CHANGE	DESCRIPTION	CLK
EXPENDITURES - TJCP RESIDENTIA			TOTAL AMENDMENTS	6	TOTAL CHANGES	27,204.00		
2017 552-582-410	PSYCHOLOGICALS-ETC	11/16/2016	170009	7,000.00	6,000.00	1,000.00-	REDUCE BUDGET	FT
			TOTAL AMENDMENTS	1	TOTAL CHANGES	1,000.00-		
2017 559-390-541	TRANSFER FROM SUPE	11/08/2016	170008	30,306.00-	32,229.00-	1,923.00-	BUDGET AMENDMENTS ADULT PRO KE	
			TOTAL AMENDMENTS	1	TOTAL CHANGES	1,923.00-		
2017 559-570-103	SALARIES - EMPLOYE	11/08/2016	170007	55,300.00	56,959.00	1,659.00	BUDGET AMENDMENTS ADULT PRO KE	
2017 559-570-201	SOCIAL SECURITY	11/08/2016	170007	.00	126.00	126.00	BUDGET AMENDMENTS ADULT PRO KE	
2017 559-570-203	RETIREMENT CONTRIB	11/08/2016	170007	4,391.00	4,523.00	132.00	BUDGET AMENDMENTS ADULT PRO KE	
2017 559-570-206	UNEMPLOYMENT INSUR	11/08/2016	170007	598.00	604.00	6.00	BUDGET AMENDMENTS ADULT PRO KE	
EXPENDITURES - MENTAL IMPAIRME			TOTAL AMENDMENTS	4	TOTAL CHANGES	1,923.00		



P.O. Box 3188 · Longview, Texas 75606 · 903-237-5500



Return Service Requested

Date 2/28/17
PRIMARY ACCOUNT
ENCLOSURES

Page 1
1910512
333



TXBT TREASURER OF VAN ZANDT COUNTY
FINANCIAL CLEARING
121 E DALLAS #101
CANTON TX 75103-1496

C H E C K I N G A C C O U N T

PUBLIC FUNDS CHECKING		NUMBER OF ENCLOSURES	333
ACCOUNT NUMBER	1910512	Statement Dates	2/01/17 thru 2/28/17
PREVIOUS BALANCE	1,482,807.85	DAYS IN STATEMENT PERIOD	28
25 DEPOSITS	3,868,608.30	AVERAGE LEDGER	2,655,471.71
353 CHECKS/DEBITS	2,746,012.20	AVERAGE COLLECTED	2,650,798.47
SERVICE CHARGE	.00		
INTEREST PAID	.00		
CURRENT BALANCE	2,605,403.95		

DEPOSITS AND OTHER CREDITS

Date	Description	Amount
2/02	INV-PAYMTS COMP JUDICIARY CTX	1,260.00
2/02	DEPOSIT	73,838.24
2/06	INV-PAYMTS JUVENILE JUSTICE CTX	140.00
2/06	PAY VZ CO APPRAISAL PPD	389,764.51
2/06	PAY VZ CO APPRAISAL PPD	2,167,690.60
2/07	INV-PAYMTS COMP JUDICIARY CTX	653.08
2/09	INV-PAYMTS COMP JUDICIARY CTX	7,310.00
2/10	INV-PAYMTS DEPT PUBL SAFETY CTX	8,520.92
2/10	INV-PAYMTS DEPT PUBL SAFETY CTX	31,004.70
2/10	INV-PAYMTS DEPT PUBL SAFETY CTX	32,575.50
2/10	INV-PAYMTS DEPT PUBL SAFETY CTX	39,584.54
2/10	INV-PAYMTS DEPT PUBL SAFETY CTX	48,853.63
2/10	INV-PAYMTS DEPT PUBL SAFETY CTX	50,304.71
2/10	INV-PAYMTS DEPT PUBL SAFETY CTX	54,435.52

NOTICE: SEE REVERSE SIDE FOR IMPORTANT INFORMATION

J12028



TXBT-019-011953-001-018-170301 012028 X02
75103149626



Date 2/28/17
 PRIMARY ACCOUNT
 ENCLOSURES

Page 2
 1910512
 333

TREASURER OF VAN ZANDT COUNTY
 FINANCIAL CLEARING
 121 E DALLAS #101
 CANTON TX 75103

PUBLIC FUNDS CHECKING 1910512 (Continued)

DEPOSITS AND OTHER CREDITS

Date	Description	Amount
2/10	INV-PAYMTS DEPT PUBL SAFETY CTX	55,508.75
2/10	INV-PAYMTS DEPT PUBL SAFETY CTX	65,846.39
2/10	INV-PAYMTS DEPT PUBL SAFETY CTX	85,626.73
2/16	DEPOSIT	3,359.14
2/16	DEPOSIT	493,681.60
2/17	INV-PAYMTS TX AGRICULTURE CTX	1,820.88
2/17	INV-PAYMTS GOVERNOR FISCAL CTX	69,000.00
2/22	INV-PAYMTS COMP JUDICIARY CTX	21,000.00
2/24	INV-PAYMTS JUVENILE JUSTICE CTX	44,547.00
2/28	DEPOSIT	4,345.79
2/28	DEPOSIT	117,936.07

WITHDRAWALS AND OTHER DEBITS

Date	Description	Amount
2/01	INSURANCE AFLAC CCD 0XH48750183	5,871.15-
2/03	CHARGEBACK	75.00-
2/03	Transf to Jury clearing Jury checks Confirmation number 203170299	2,542.00-
2/06	PAYMENT BANKCARD \TEL	1,536.07-
2/07	RE: LOCATION #78331 ACCT #2340100001 PIN#109165 WIRE TRANSFER DEBIT TEX POOL	1,000,000.00-
2/09	Transf to Payroll clearing Payroll 2/10/2017 confirmation number 208170459	204,422.01-

TXBT-019-011953-001-018-170301 012028 X02

TREASURER OF VAN ZANDT COUNTY
FINANCIAL CLEARING
121 E DALLAS #101
CANTON TX 75103

PUBLIC FUNDS CHECKING

1910512 (Continued)

WITHDRAWALS AND OTHER DEBITS		
Date	Description	Amount
2/10	CHILDSUPP SYSTEMS AND METH CCD 170400000293024	1,336.14-
2/10	PAYMENTS NATIONWIDE PPD	2,175.00-
2/10	USATAXPYMT IRS CCD 220744193890747	64,182.71-
2/13	INVESTMENT BFDS CCD 612134000170209	150.00-
2/14	Transf to Debt Services 1/21-1/31/2017 Confirmation number 214170254	169,980.51-
2/15	RECEIVABLE TEXAS COUNTY DRS CCD 0333	45.05-
2/15	RECEIVABLE TEXAS COUNTY DRS CCD 0333	79,314.27-
2/16	Transf to Jury Clearing Jury Checks Confirmation number 216170285	1,272.00-
2/17	Transf to Payroll Clearing PR Woolfe Confirmation number 217170451	261.52-
2/17	CHECKPAYMT FORT DEARBORN CHECK # 0561	112.33-
2/22	REF: VAN ZANDT COUNTY CSCD 023 WIRE TRANSFER DEBIT TDCJ	3,107.25-
2/23	Transf to Payroll Clearing Payroll 2/24/17 Confirmation number 222170289	209,787.09-
2/23	INVESTMENT BFDS CCD 612134000170222	150.00-
2/23	PAYMENTS NATIONWIDE PPD	2,175.00-
2/24	Transf to Jury Clearing Jury Checks Confirmation number 224170166	436.00-
2/24	PAYMENT BANKCARD \TEL	1,079.06-
2/24	CHILDSUPP SYSTEMS AND METH CCD 170540000303270	1,336.14-



Date 2/28/17
 PRIMARY ACCOUNT
 ENCLOSURES

Page 4
 1910512
 333

TREASURER OF VAN ZANDT COUNTY
 FINANCIAL CLEARING
 121 E DALLAS #101
 CANTON TX 75103

PUBLIC FUNDS CHECKING 1910512 (Continued)

WITHDRAWALS AND OTHER DEBITS

Date	Description	Amount
2/24	USATAXPYMT IRS CCD 220745585657557	65,527.82-
2/28	INSURANCE AFLAC CCD 0XH48138797	5,871.34-

CHECKS IN NUMERICAL ORDER

Date	Check No	Amount	Date	Check No	Amount
2/17	561	-See above-	2/01	55961	60.00
2/13	55017*	42.75	2/01	55963*	168.00
2/08	55640*	1,129.00	2/02	55968*	319.42
2/03	55665*	7.50	2/01	55969	40.95
2/17	55790*	550.00	2/14	55970	7.00
2/01	55802*	1,206.06	2/01	55973*	468.00
2/01	55837*	600.53	2/17	55978*	3,900.00
2/14	55841*	1,000.00	2/06	55981*	100.00
2/07	55860*	2,743.82	2/22	55985*	8,004.13
2/15	55889*	703.16	2/03	55989*	157.00
2/01	55903*	18.00	2/16	55993*	562.50
2/02	55912*	492.00	2/03	55994	600.00
2/03	55920*	48.00	2/07	55999*	21.00
2/03	55921	22.50	2/01	56002*	30.00
2/03	55922	7.75	2/03	56005*	6,396.64
2/01	55927*	79.62	2/01	56006	168.00
2/01	55928	90.35	2/01	56009*	1,651.00
2/09	55930*	350.00	2/01	56011*	120.00
2/02	55931	4,350.00	2/06	56015*	400.00
2/09	55934*	50.00	2/03	56016	2,747.36
2/01	55935	515.55	2/01	56020*	604.38
2/02	55936	258.00	2/06	56022*	692.25
2/01	55937	37.20	2/01	56024*	220.96
2/09	55947*	420.90	2/14	56025	156.00
2/02	55949*	1,003.24	2/01	56026	91.69
2/07	55952*	180.00	2/01	56027	170.00
2/01	55954*	2,703.08	2/02	56032*	150.00
2/01	55955	69.54	2/03	56034*	500.00
2/02	55959*	15,226.55	2/01	56035	2,925.32
2/06	55960	120.00	2/02	56037*	483.40

* Indicates break in check number sequence

TXBT-019-011953-001-018-170301 012028 X02

TREASURER OF VAN ZANDT COUNTY
 FINANCIAL CLEARING
 121 E DALLAS #101
 CANTON TX 75103

PUBLIC FUNDS CHECKING

1910512 (Continued)

CHECKS IN NUMERICAL ORDER

Date	Check No	Amount	Date	check No	Amount
2/02	56038	126.00	2/01	56105	230.88
2/09	56041*	400.00	2/03	56107*	135.50
2/02	56043*	466.13	2/02	56109*	11,667.06
2/02	56044	2,050.00	2/03	56111*	221.80
2/08	56045	23.52	2/02	56112	2,416.87
2/03	56046	6,500.00	2/03	56113	295.00
2/06	56048*	117.50	2/14	56114	295.00
2/08	56049	415.00	2/14	56115	1,481.01
2/14	56051*	150.00	2/03	56116	16,295.29
2/13	56052	36.00	2/03	56117	141.58
2/01	56058*	44.57	2/24	56119*	1,216.10
2/16	56060*	1,656.27	2/01	56130*	2,700.00
2/03	56061	150.10	2/06	56132*	5.90
2/07	56063*	7,635.80	2/02	56134*	22.40
2/02	56071*	484.26	2/02	56135	6.51
2/03	56072	36.96	2/08	56137*	4.20
2/01	56074*	350.00	2/14	56140*	40.90
2/06	56077*	4,950.00	2/08	56141	48.60
2/01	56079*	1,144.32	2/08	56142	739.85
2/02	56080	83.76	2/08	56143	1,521.38
2/01	56081	1,207.32	2/08	56144	441.86
2/06	56082	264.74	2/08	56145	2,415.04
2/02	56083	56.17	2/06	56146	118,124.46
2/01	56085*	337.62	2/08	56147	123.89
2/01	56086	276.98	2/23	56148	49.95
2/03	56087	3.74	2/16	56149	405.00
2/02	56089*	13.35	2/07	56150	46.08
2/22	56090	23.88	2/14	56151	3,501.15
2/01	56091	52.00	2/08	56152	1,500.00
2/03	56092	46.11	2/27	56153	6.00
2/06	56093	70.00	2/13	56154	303.00
2/02	56095*	34.78	2/07	56155	494.88
2/03	56096	6.13	2/10	56156	48.28
2/03	56097	90.00	2/13	56157	181.29
2/03	56100*	150.00	2/22	56159*	94.44
2/03	56101	155.16	2/08	56160	260.68
2/03	56102	228.05	2/14	56161	2,429.83
2/03	56103	105.00	2/08	56162	75.32
2/10	56104	248.16	2/09	56163	78.78

* Indicates break in check number sequence



Date 2/28/17
 PRIMARY ACCOUNT
 ENCLOSURES

Page 6
 1910512
 333

TREASURER OF VAN ZANDT COUNTY
 FINANCIAL CLEARING
 121 E DALLAS #101
 CANTON TX 75103

PUBLIC FUNDS CHECKING 1910512 (Continued)

CHECKS IN NUMERICAL ORDER

Date	check No	Amount	Date	Check No	Amount
2/07	56164	4,505.38	2/22	56205	92.51
2/08	56165	617.68	2/22	56206	1,533.33
2/09	56166	142.86	2/22	56207	133.00
2/10	56167	129.65	2/22	56208	852.02
2/09	56168	1,901.11	2/27	56209	105.00
2/10	56169	193.71	2/24	56210	3,628.35
2/10	56170	85.09	2/21	56211	350.00
2/08	56171	683.05	2/22	56212	835.32
2/09	56172	1,610.62	2/22	56214*	198.00
2/10	56173	328.85	2/28	56215	600.53
2/15	56174	203.38	2/17	56216	534.10
2/15	56175	125.00	2/27	56217	500.00
2/09	56176	120.00	2/28	56218	768.00
2/15	56178*	2.73	2/22	56220*	628.31
2/15	56179	800.00	2/28	56222*	36.80
2/15	56180	40.95	2/22	56223	819.40
2/16	56181	450.00	2/17	56224	1,261.05
2/14	56182	487.59	2/21	56225	1,368.62
2/13	56183	52.98	2/21	56226	519.66
2/22	56184	945.00	2/22	56228*	624.00
2/16	56185	608.95	2/27	56229	40.00
2/17	56186	2,812.50	2/24	56230	72.00
2/16	56187	61,038.64	2/24	56231	1,800.00
2/16	56188	190.00	2/22	56232	1,067.51
2/14	56189	10,325.57	2/22	56233	138.40
2/23	56190	49.95	2/23	56234	47.35
2/21	56191	110.31	2/22	56235	153.72
2/22	56192	1,149.00	2/22	56236	1,624.63
2/21	56193	50.00	2/21	56237	5,334.00
2/22	56194	19.88	2/22	56238	297.00
2/16	56195	52.98	2/21	56239	324.00
2/17	56196	137.52	2/17	56240	40.00
2/21	56197	150.00	2/22	56241	11,326.35
2/15	56198	24,500.00	2/24	56242	428.00
2/15	56199	20,900.00	2/23	56243	135.36
2/21	56201*	168.81	2/17	56246*	28.94
2/15	56202	15,000.00	2/21	56247	9,105.00
2/22	56203	3,374.75	2/28	56249*	750.00
2/15	56204	5,457.00	2/23	56250	5,038.16

* Indicates break in check number sequence

TXBT-019-011953-001-018-170301 012028 X02

TREASURER OF VAN ZANDT COUNTY
 FINANCIAL CLEARING
 121 E DALLAS #101
 CANTON TX 75103

PUBLIC FUNDS CHECKING

1910512 (Continued)

CHECKS IN NUMERICAL ORDER

Date	Check No	Amount	Date	Check No	Amount
2/22	56251	2,625.00	2/27	56295	819.20
2/22	56252	3,075.63	2/15	56296	14.80
2/27	56254*	600.53	2/22	56298*	117.43
2/21	56255	1,435.00	2/21	56299	310.77
2/22	56256	1,597.70	2/23	56300	359.88
2/21	56257	783.44	2/28	56301	359.41
2/17	56258	50.49	2/23	56302	200.00
2/23	56259	1,000.00	2/21	56303	4,326.35
2/27	56260	343.95	2/15	56304	680.00
2/22	56261	542.44	2/21	56305	218.40
2/24	56262	1,121.05	2/17	56307*	1,225.00
2/22	56263	671.05	2/22	56308	366.00
2/23	56264	510.00	2/22	56309	2,890.66
2/21	56265	830.94	2/21	56310	1,150.00
2/21	56266	1,489.60	2/27	56312*	400.00
2/24	56267	600.00	2/22	56313	280.00
2/21	56268	662.24	2/27	56314	1,445.00
2/23	56270*	1,045.00	2/27	56315	45.00
2/21	56271	99.80	2/22	56316	56.00
2/21	56272	1,999.83	2/21	56317	154.00
2/28	56273	40.00	2/21	56320*	2,424.04
2/22	56274	350.00	2/16	56321	20,300.00
2/22	56275	6,000.00	2/21	56322	350.00
2/24	56276	2,500.00	2/21	56323	350.00
2/22	56277	3,577.60	2/23	56324	90.00
2/22	56278	799.95	2/23	56325	160.75
2/22	56279	237.00	2/22	56326	1,560.00
2/24	56280	7.00	2/21	56327	154,155.07
2/22	56281	102.50	2/21	56329*	159.00
2/21	56282	285.00	2/22	56330	150.00
2/22	56283	566.68	2/22	56332*	40.00
2/21	56284	350.00	2/22	56333	49.00
2/22	56285	600.53	2/22	56334	47.49
2/21	56286	391.38	2/15	56335	1,411.80
2/21	56289*	294.00	2/22	56336	160.98
2/22	56290	210.00	2/21	56337	13.98
2/24	56292*	48.80	2/21	56338	87.75
2/21	56293	2,281.95	2/21	56339	16,025.96
2/17	56294	500.00	2/17	56341*	8,207.00

* Indicates break in check number sequence



Date 2/28/17
 PRIMARY ACCOUNT
 ENCLOSURES

Page 8
 1910512
 333

TREASURER OF VAN ZANDT COUNTY
 FINANCIAL CLEARING
 121 E DALLAS #101
 CANTON TX 75103

PUBLIC FUNDS CHECKING

1910512 (Continued)

CHECKS IN NUMERICAL ORDER

Date	Check No	Amount	Date	Check No	Amount
2/22	56343*	336.05	2/23	56364	44.20
2/21	56344	150.90	2/22	56365	517.50
2/14	56345	890.00	2/21	56366	52.98
2/21	56346	69,000.00	2/23	56368*	979.00
2/23	56347	600.53	2/24	56369	3.75
2/23	56349*	53.53	2/23	56372*	158.89
2/22	56350	820.11	2/27	56373	73.96
2/22	56351	144.00	2/24	56376*	295.21
2/22	56352	4,760.00	2/27	56377	1,820.67
2/21	56353	6,351.20	2/24	56378	93.00
2/21	56354	379.48	2/27	56380*	266.05
2/21	56356*	5,000.00	2/28	56383*	62,317.00
2/17	56357	26,210.00	2/28	56384	10.00
2/28	56358	153.38	2/28	56385	90.00
2/21	56359	16.98	2/27	56388*	22.80
2/23	56360	200.00	2/27	56393*	52.98
2/27	56362*	7.50	2/28	56397*	655.00
2/22	56363	498.14			

* Indicates break in check number sequence

DAILY BALANCE INFORMATION

Date	Balance	Date	Balance	Date	Balance
2/01	1,458,554.78	2/10	3,063,867.71	2/22	2,819,802.11
2/02	1,493,943.12	2/13	3,063,101.69	2/23	2,596,967.47
2/03	1,456,278.95	2/14	2,872,357.13	2/24	2,561,322.19
2/06	3,887,493.14	2/15	2,723,158.99	2/27	2,554,773.55
2/07	2,872,519.26	2/16	3,133,663.39	2/28	2,605,403.95
2/08	2,862,520.19	2/17	3,158,653.82		
2/09	2,660,333.91	2/21	2,869,593.38		

END OF STATEMENT

TXBT-019-011953-001-018-170301 012028 X02

TexPool Participant Services
 C/O Federated Investors Inc.
 1001 Texas Avenue, Suite 1400
 Houston, TX 77002



Participant Statement

VAN ZANDT COUNTY
 FINANCIAL CLEARING FUND
 ATTN TERI PRUITT
 121 E DALLAS ST STE 101
 CANTON TX 75103-1496

Statement Period **02/01/2017 - 02/28/2017**

Page 1 of 2

Customer Service 1-866-TEX-POOL
 Location ID 000078331
 Investor ID 000009623

TexPool Update

It's spring cleaning time! Review a current listing of your authorized representatives and contact information by requesting an Account Information Report from TexConnect or the TexPool Participant Services team. If any of your information has changed, be sure to submit the proper maintenance form, found under Account Documents, so that our records may be updated.

TexPool Summary

Pool Name	Beginning Balance	Total Deposits	Total Withdrawals	Total Interest	Current Balance	Average Balance
Texas Local Government Investment Pool	\$5,953,802.09	\$1,000,000.00	\$0.00	\$2,890.64	\$6,956,692.73	\$6,739,619.61
Total Dollar Value	\$5,953,802.09	\$1,000,000.00	\$0.00	\$2,890.64	\$6,956,692.73	

Portfolio Value

Pool Name	Pool/Account	Market Value (02/01/2017)	Share Price (02/28/2017)	Shares Owned (02/28/2017)	Market Value (02/28/2017)
Texas Local Government Investment Pool	449/2340100001	\$5,953,802.09	\$1.00	6,956,692.730	\$6,956,692.73
Total Dollar Value		\$5,953,802.09			\$6,956,692.73

Interest Summary

Pool Name	Pool/Account	Month-to-Date Interest	Year-to-Date Interest
Texas Local Government Investment Pool	449/2340100001	\$2,890.64	\$4,557.44
Total		\$2,890.64	\$4,557.44

Transaction Detail

Texas Local Government Investment Pool

Participant: VAN ZANDT COUNTY

Pool/Account: 449/2340100001

Transaction Date	Settlement Date	Transaction Description	Transaction Dollar Amount	Share Price	Shares This Transaction	Shares Owned
02/01/2017	02/01/2017	BEGINNING BALANCE	\$5,953,802.09	\$1.00		5,953,802.090
02/07/2017	02/07/2017	TRANSFER DEPOSIT	\$1,000,000.00	\$1.00	1,000,000.000	6,953,802.090
02/28/2017	02/28/2017	MONTHLY POSTING	\$2,890.64	\$1.00	2,890.640	6,956,692.730
Account Value as of 02/28/2017			\$6,956,692.73	\$1.00		6,956,692.730





Summary Statement

February 2017

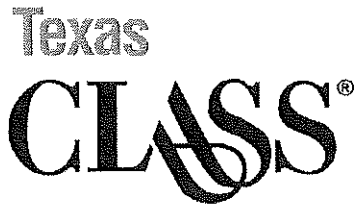
Van Zandt County

121 East Dallas Street, Room 101
 Canton, TX 75103
 U.S.A.

TXCLASS

Average Monthly Yield: 0.97%

	Beginning Balance	Contributions	Withdrawals	Income Earned	Income Earned YTD	Average Daily Balance	Month End Balance
TX-01-0250-0001 FINANCIAL CLEARING	746,539.52	0.00	0.00	556.00	1,163.88	746,837.00	747,095.52
Total	746,539.52	0.00	0.00	556.00	1,163.88	746,837.00	747,095.52



Account Statement

February 2017

Van Zandt County

121 East Dallas Street, Room 101
 Canton, TX 75103
 U.S.A.

TXCLASS

TX-01-0250-0001


Summary

Average Monthly Yield: 0.97%

		Beginning Balance	Contributions	Withdrawals	Income Earned	Average Daily Balance	Month End Balance
TX-01-0250-0001	FINANCIAL CLEARING	746,539.52	0.00	0.00	556.00	746,837.00	747,095.52

Transactions

Transaction Date	Transaction Description	Contributions & Income Earned	Withdrawals	Balance	Transaction Number
02/01/2017	Beginning Balance			746,539.52	
02/28/2017	Income Earned For The Period	556.00			
02/28/2017	Ending Balance			747,095.52	



Daily Rates

February 2017

TXCLASS

Date	Dividend Rate	Annual Yield
01-Feb-17	0.000026368	0.97%
02-Feb-17	0.000026184	0.96%
03-Feb-17	0.000026283	0.96%
04-Feb-17	0.000026283	0.96%
05-Feb-17	0.000026283	0.96%
06-Feb-17	0.000026259	0.96%
07-Feb-17	0.000026458	0.97%
08-Feb-17	0.000026441	0.97%
09-Feb-17	0.000026441	0.97%
10-Feb-17	0.000026441	0.97%
11-Feb-17	0.000026441	0.97%
12-Feb-17	0.000026441	0.97%
13-Feb-17	0.000026742	0.98%
14-Feb-17	0.000026455	0.97%
15-Feb-17	0.000026441	0.97%
16-Feb-17	0.000026989	0.99%
17-Feb-17	0.000026989	0.99%
18-Feb-17	0.000026989	0.99%
19-Feb-17	0.000026989	0.99%
20-Feb-17	0.000026989	0.99%
21-Feb-17	0.000026710	0.98%
22-Feb-17	0.000026674	0.98%
23-Feb-17	0.000026608	0.97%
24-Feb-17	0.000026671	0.98%
25-Feb-17	0.000026671	0.98%
26-Feb-17	0.000026671	0.98%
27-Feb-17	0.000026812	0.98%
28-Feb-17	0.000026762	0.98%