

Van Zandt County

Monthly Financial & Investment Report

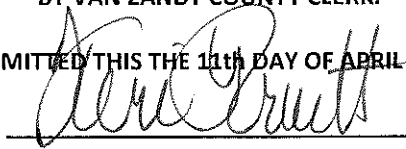
Month Ending March 31, 2017

TO BE RECORDED IN THE APRIL 25, 2017 MINUTES

OF THE COMMISSIONERS' COURT

BY VAN ZANDT COUNTY CLERK.

SUBMITTED THIS THE 11th DAY OF APRIL 2017




Teri Pruitt, Treasurer

The Van Zandt County Commissioners' Court, having reviewed the Treasurer's Report as presented, having taken reasonable steps to ensure its accuracy, and based upon presentations of the Treasurer's Office, does hereby approve the Report, subject to the independent auditor's review and does further order that it be filed with the official minutes of this meeting. {LGC 114.026(c)}

In addition, the below signatures affirm that the Treasurers' Report complies with statutes as referenced. {LGC 114.026(d)}



Don Kirkpatrick, Van Zandt County Judge




Brandon Brown

Commissioner Precinct #1




Keith Pearson

Commissioner Precinct #3



Virgil Melton, Jr.

Commissioner Precinct #2



Tim West

Commissioner Precinct #4

FUND NAME	CHECKING ACCOUNT	CHECKING AMOUNT	TDOA ACCOUNT	TDOA AMOUNT	FUND TOTAL
2017 010 GENERAL FUND	FIN CLEAR AMERICAN CTY JURY	905,946.83 3,087.00	TDOA MBIA	2,203,262.52 1,262.25	3,113,558.60
2017 011 VZC EMPLOYEE BENEFITS FUND			MEDRESERVE MEDCLAIMS		
2017 012 RESERVE FUNDS	FIN CLEAR		TDOA MBIA		
2017 015 SHERIFF FORFEITURE FUND	FIN CLEAR AMERICAN	10,944.59	TDOA MBIA	9,053.89	19,998.48
2017 016 DA FORFEITURE FUND	FIN CLEAR ESCROW #1	3,094.03	TDOA MBIA		
	ESCROW #2	1,813.32			
	ESCROW #3	1,166.34			
	ESCROW #4	301.14			
	ESCROW #5	800.78			
	ESCROW #6	1,868.50			
	ESCROW #7	2,464.41			
	ESCROW #8	6,160.13			
	ESCROW #9	1,015.51			
	ESCROW #10	5,069.37			
	ESCROW #11	2,810.11			
	ESCROW #12	1,746.37			
	ESCROW #13				
	ESCROW #14				
	ESCROW #15				
	ESCROW #16				
	ESCROW #17	8,243.62			
	ESCROW #18	8,748.28			
	ESCROW #19	1,529.88			
	ESCROW #20	3,500.58			
	ESCROW #21	11,480.94			
	ESCROW #22	2,296.94			
	ESCROW #23				
	ESCROW #24				
	ESCROW #25	525.89			
	ESCROW #26				
	ESCROW #27	2,915.39			
	ESCROW #28				
	ESCROW #29				
	ESCROW #30	535.16			
	ESCROW #31	327.23			
	ESCROW #32	.01			
	ESCROW #33				
	ESCROW #34				
	ESCROW #35	201.80			
	ESCROW #36	3,115.96			
	ESCROW #37				
	ESCROW #38				
	ESCROW #39	1,473.31			
	ESCROW #40	1,420.76			
	ESCROW #41				
	ESCROW #42				

FUND NAME	CHECKING ACCOUNT	CHECKING AMOUNT	TDOA ACCOUNT	TDOA AMOUNT	FUND TOTAL
	ESCROW #43				
	ESCROW #44				
	ESCROW #45				
	ESCROW #46				
	ESCROW #47				
	ESCROW #48				
	ESCROW #49				
	ESCROW #50				
	ESCROW #51				
	ESCROW #52				
	ESCROW #53				
	ESCROW #54				
	ESCROW #55	368.11			
	ESCROW #56				
	ESCROW #57				
	ESCROW #58	2,622.58			
	ESCROW #59				
	ESCROW #60	183.69			
	ESCROW #61				
	ESCROW #62				
	ESCROW #63				
	ESCROW #64				
	ESCROW #65	.02			
	ESCROW #66				
	ESCROW #67				
	ESCROW #68				
	ESCROW #69	5,011.36			
	ESCROW #70	1,156.14			
	ESCROW #71				
	ESCROW #72	4,274.53			
	ESCROW #73				
	ESCROW #74				
	ESCROW #75				
	ESCROW #76				
	ESCROW #77	2,311.74			
	ESCROW #78				
	ESCROW #79	353.41			
	ESCROW #80				
	ESCROW #81				
	ESCROW #82	4,023.03			
	ESCROW #83				
	ESCROW #84	638.07			
	ESCROW #85				
	ESCROW #86	778.45			
	ESCROW #87				
	ESCROW #88	4,554.77			100,901.66
2017 017 BUILDING SECURITY FUND	FIN CLEAR	4,284.00	TDOA MBIA		4,284.00
2017 018 JUSTICE COURT BLDG SECURITY	FIN CLEAR	8,864.86	TDOA		8,864.86
2017 019 DA FORFEITURE FUND	ESCROW #13	984.91			
	ESCROW #14	1,158.56			
	ESCROW #15	6,465.28			
	ESCROW #16	2,940.14			

FUND NAME	CHECKING ACCOUNT	CHECKING AMOUNT	TDOA ACCOUNT	TDOA AMOUNT	FUND TOTAL
	ESCROW #45	1,675.68			13,224.57
2017 021 ROAD & BRIDGE - PCT. 1	FIN CLEAR	288,715.07	TDOA MBIA	569,541.26 3.42	858,259.75
2017 022 ROAD & BRIDGE - PCT. 2	FIN CLEAR	627,922.87	TDOA MBIA	946,838.70 389,873.30	1,964,634.87
2017 023 ROAD & BRIDGE - PCT. 3	FIN CLEAR	262,991.14	TDOA MBIA	702,706.52 .65	965,698.31
2017 024 ROAD & BRIDGE - PCT. 4	FIN CLEAR	195,224.17	TDOA MBIA	436,406.99 109,860.54	741,491.70
2017 026 ROAD & BRIDGE - GEN	FIN CLEAR	18,097.78	TDOA MBIA		18,097.78
2017 031 COUNTY ROAD FUND - PCT. 1	FIN CLEAR		TDOA MBIA		
2017 032 COUNTY ROAD FUND - PCT. 2	FIN CLEAR	434.00-	TDOA MBIA		434.00-
2017 033 COUNTY ROAD FUND - PCT. 3	FIN CLEAR		TDOA MBIA		
2017 034 COUNTY ROAD FUND - PCT. 4	FIN CLEAR		TDOA MBIA		
2017 035 VICTIM COORDINATOR GRANT	FIN CLEAR	13,526.24-	TDOA MBIA		13,526.24-
2017 036 DA FORFEITURE FUND II	FIN CLEAR	10,675.83	TDOA MBIA	76,939.31	87,615.14
2017 037 CONSTABLE PCT #4 SEIZURE	FIN CLEAR	1,024.89	TDOA MBIA	5,585.99	6,610.88
2017 040 COUNTY LAW LIBRARY FUND	FIN CLEAR	304.24	TDOA MBIA	48,957.68	49,261.92
2017 042 COUNTY FREE LIBRARY	FIN CLEAR	37,686.15	TDOA MBIA		37,686.15
2017 043 COMMUNITY LIBRARY CONTRIBUTIFIN	FIN CLEAR	407.10	TDOA MBIA		407.10
2017 047 DIGITIZE RECORDS	FIN CLEAR	7,358.80	TDOA MBIA	49,332.80	56,691.60
2017 048 SUPPLEMENTAL GUARDIANSHIP	FIN CLEAR	13,853.28	TDOA	11,072.01	24,925.29
2017 049 COUNTY CHILD ABUSE PREVENTIOFIN	FIN CLEAR	4,726.76	TDOA	1.83	4,728.59
2017 050 COURT RELATED PROGRAMS	FIN CLEAR	6,211.76	TDOA MBIA	9,056.88	15,268.64

FUND NAME	CHECKING ACCOUNT	CHECKING AMOUNT	TDOA ACCOUNT	TDOA AMOUNT	FUND TOTAL
2017 052 COUNTY & DISTRICT TECH FUND	FIN CLEAR	6,824.98	TDOA MBIA		6,824.98
2017 053 CAPITALCREDITSECONOMICDEVELOFIN	CLEAR	5,810.22	TDOA	180,737.63	186,547.85
2017 054 COMBINEDCCOURTTECHNOLOGYFUND	FIN CLEAR	6,852.71	TDOA	19,181.09	26,033.80
2017 055 CHAPTER 19	FIN CLEAR	184.04-	TDOA MBIA		184.04-
2017 056 COUNTY RECORDS FUND	FIN CLEAR	23,456.37	TDOA MBIA	67,800.70	91,257.07
2017 057 COUNTY CLERK RECORDS FUND	FIN CLEAR	24,097.20	TDOA MBIA	82,889.67	106,986.87
2017 058 DISTRICT CLERK RECORDS FUND	FIN CLEAR	15,413.21	TDOA	25,281.25	40,694.46
2017 059 COUNTY CLERK ARCHIVE	FIN CLEAR	49,251.25	TDOA	275,954.73	325,205.98
2017 060 CAPTIAL PROJECT W P ANNEX	FIN CLEAR		TDOA MBIA		
2017 061 CAPITAL PROJECT ROADS PCT NOFIN	CLEAR	171.63	TDOA MBIA		171.63
2017 062 CAPITAL PROJECT ROADS PCT NOFIN	CLEAR		TDOA MBIA		
2017 063 CAPITAL PROJECT ROADS PCT NOFIN	CLEAR		TDOA MBIA		
2017 064 CAPITAL PROJECT ROADS PCT NOFIN	CLEAR		TDOA MBIA		
2017 070 PERMANENT IMPROVEMENT FUND	FIN CLEAR		TDOA MBIA		
2017 075 RIGHT-OF-WAY FUND	FIN CLEAR	118.09	TDOA MBIA		118.09
2017 084 TAX ANTICIPATION NOTES	FIN CLEAR	24.23	TDOA MBIA		24.23
2017 085 DEBT SERVICE FUND	DEBT CL	672,176.07	TDOA MBIA	436,713.35 246,726.38	1,355,615.80
2017 087 VZC INDIGENT HEALTH PROGRAM	FIN CLEAR	5,624.63	TDOA MBIA	75,000.00	80,624.63
2017 088 SOIL CONSERVATION DIST FUND	FIN CLEAR	4,257.99-	TDOA MBIA	20,156.45	15,898.46
2017 090 APPELLATE JUSTICE SYSTEM FUNFIN	CLEAR	1,045.35	TDOA MBIA		1,045.35

FUND NAME	CHECKING ACCOUNT	CHECKING AMOUNT	TDOA ACCOUNT	TDOA AMOUNT	FUND TOTAL
2017 095 PAYROLL CLEARING ACCOUNT.	PAYCLEAR	200,000.20	MBIA		200,000.20
2017 096 GEN FIXED ASSETS ACCOUNT GRP			MBIA		
2017 097 LONG TERM DEBT GROUP			MBIA		
2017 130 911 RURAL ADDRESSING PROJECTFIN CLEAR			TDOA MBIA		
2017 131 VAN ZANDT COUNTY JAIL	FIN CLEAR	43,019.54-	TDOA MBIA		43,019.54-
2017 132 VAN ZANDT COUNTY SHERIFF DEFFIN CLEAR		25,685.26	TDOA MBIA		25,685.26
2017 135 CAPITAL MURDER	FIN CLEAR		TDOA		
2017 136 HOMELAND SECURITY GRANT	FIN CLEAR	1,990.01			1,990.01
2017 137 LAW ENFORCEMENT BLOCK 2001	FIN CLEAR		TDOA MBIA		
2017 138 LAW ENFORCEMENT BLOCK 2003	FIN CLEAR		TDOA MBIA		
2017 139 HOMELAND SECURITY GRANT P25	FIN CLEAR	2,293.00-	TDOA MBIA		2,293.00-
2017 140 MOBILE VIDEO REPLACEMENT GRAFIN CLEAR			TDOA		
2017 141 BULLET PROOF VEST GRANT	FIN CLEAR	5,430.50-	TDOA MBIA		5,430.50-
2017 142 BURN JAG GRANT	FIN CLEAR		TDOA		
2017 143 BYRNE JAG LOCAL GRANT	FIN CLEAR		TDOA		
2017 145 SOLID WASTE GRANT	FIN CLEAR	203.03			203.03
2017 147 MOBILE VIDEO REPLACEMENT GRAFIN CLEAR					
2017 261 CAPITAL PROJECT ROADS PCT NOFIN CLEAR		7.84	TDOA		7.84
2017 262 CAPITAL PROJECT ROADS PCT NOFIN CLEAR		1.34	TDOA		1.34
2017 263 CAPITAL PROJECT PCT 3	FIN CLEAR		TDOA		
2017 264 CAPITAL PROJECT PCT 4	FIN CLEAR		TDOA		
2017 400 FRUITVALE 2011 TXCDBG 710056WATER					
2017 401 BENWHEELERWSC 71348911131115					
2017 402 LITTLEHOPEMOOREWSC7130260813					
2017 540 PRETRIAL SUPERVISION	FIN CLEAR	50,835.62	TDOA	100,465.08	151,300.70

FUND NAME	CHECKING ACCOUNT	CHECKING AMOUNT	TDOA ACCOUNT	TDOA AMOUNT	FUND TOTAL
2017 541 COMMUNITY SUP & CORRECTIONS	FIN CLEAR	138,782.06	TDOA MBIA	259,746.05	398,528.11
2017 542 ADULT PROBATION CIVIL	FIN CLEAR	60,730.74	TDOA MBIA	273,274.56	334,005.30
2017 543 HIGH RISK SUBSTANCE ABUSE -CFIN	CLEAR	322.34-	TDOA MBIA		322.34-
2017 544 HIGH RISK SEX OFFENDER -CCP	FIN CLEAR	18,180.56	TDOA		18,180.56
2017 545 GRANT C COMMIT REDUCTION PROFIN	CLEAR	9,293.36			9,293.36
2017 546 JUVENILE PROBATION FUND	FIN CLEAR	265,200.55-	TDOA MBIA		265,200.55-
2017 547 VZCJPD STATE AID GRANT	FIN CLEAR	62,155.20	TDOA MBIA		62,155.20
2017 548 VZCJPD PROGRESSIVE SANCTIONS	FIN CLEAR		TDOA MBIA		
2017 549 VZCJPD - GRANT N	FIN CLEAR	21,648.00	TDOA MBIA		21,648.00
2017 550 D A SUPPLEMENTAL FUND	FIN CLEAR	10,298.04	TDOA MBIA	4,562.40	14,860.44
2017 551 VOICES - JUV CJD GRANT	FIN CLEAR	13,009.90-	TDOA		13,009.90-
2017 552 ETCOG RESIDENTIAL	FIN CLEAR	2,161.00-			2,161.00-
2017 553 V - JUV PROB POST FUND	FIN CLEAR		TDOA MBIA		
2017 554 GRANT L SECURE FELONY REIMB	FIN CLEAR	665.00-	TDOA		665.00-
2017 555 JUVENILE PROBATION INTEREST	FIN CLEAR	24.55	TDOA MBIA	23,266.15	23,290.70
2017 556 GRANT H-DIVERSION RESIDENTIA	FIN CLEAR				
2017 557 GRANT I	FIN CLEAR				
2017 558 GRANT S	FIN CLEAR	16,415.29			16,415.29
2017 559 MENTAL IMPAIRMENT CASELOAD	FIN CLEAR	3,575.80	TDOA MBIA		3,575.80
2017 560 SALARY ADJUSTMENT FOR JUV PR	FIN CLEAR	1.33-	TDOA MBIA		1.33-
2017 562 TITLE IV-E FEDERAL FOSTER CA	FIN CLEAR		TDOA MBIA		
2017 563 FRUITVALE WATER TDHCA 720076			MBIA		

FUND NAME	CHECKING ACCOUNT	CHECKING AMOUNT	TDOA ACCOUNT	TDOA AMOUNT	FUND TOTAL
2017 564 ICB	FIN CLEAR				
2017 565 INDIGENT DEFENSE GRANT	FIN CLEAR	8,463.19	TDOA	305.00	8,768.19
2017 567 ABATEMENT OFFICER	FIN CLEAR	55,212.30	TDOA		55,212.30
2017 568 TECHNOLOGY RESOURCES	FIN CLEAR	1.50	TDOA		1.50
2017 569 HAVA ELECTION GRANT	FIN CLEAR	11,327.07			11,327.07
2017 570 GOLDEN WATER SUPPLY CORP					
2017 580 D.A. CHECK COLLECTION FUND	FIN CLEAR	8,538.12	TDOA MBIA	10,138.14	18,676.26
2017 591 CONSTABLE #1 TLEOSE FUND	FIN CLEAR	1,211.46	TDOA MBIA		1,211.46
2017 592 CONSTABLE #2 TLEOSE FUND	FIN CLEAR	604.68	MBIA		604.68
2017 593 CONSTABLE #3 TLEOSE FUND	FIN CLEAR		MBIA		
2017 594 CONSTABLE #4 TLEOSE FUND	FIN CLEAR	3,722.98	TDOA MBIA		3,722.98
2017 595 SHERIFF TLEOSE FUND	FIN CLEAR	11,153.27	MBIA		11,153.27
2017 596 DA TLEOSE FUND	FIN CLEAR	1,436.88	MBIA		1,436.88
2017 597 VZC COMMISSARY PERSONNEL FUN	FIN CLEAR	2.41-	MBIA		2.41-
2017 598 SHERIFF - CANINE DRUG ACCOUN	FIN CLEAR		MBIA		
2017 600 JUSTICE COURT TECHNOLOGY FUN	FIN CLEAR	10,840.83	TDOA MBIA	20,057.17	30,898.00
2017 601 VZC COURTHOUSE BEAUTIFICATIO	FIN CLEAR				
2017 602 CHILD ADVOCACY	FIN CLEAR	9.08			9.08
2017 800 CONTRIBUTION RELIEF FUND	FIN CLEAR		TDOA	16,082.93	16,082.93
2017 801 HURRICANE RITA - ASSISTANCE	FIN CLEAR		TDOA		
2017 802 VETERAN'S MEMORIAL WALL FUN	FIN CLEAR	.55	TDOA		.55
2017 803 HISTORICAL COMMISSION	FIN CLEAR	10,572.31	TDOA	.16	10,572.47
2017 804 VAN TORNADO-ASSISTANCE	FIN CLEAR	43,988.27-			43,988.27-
2017 805 FEMA - DEC 2015 STORM	FIN CLEAR	470.66	TDOA		470.66
2017 806 FEMA APRIL 2016 STORM	FIN CLEAR				
		-----		-----	-----
TOTAL		3,682,214.96		7,708,095.43	11,390,310.39

CHECK ACCOUNT	CHECK
ACCOUNT BALANCE - FIN CLEAR	2,692,825.46
ACCOUNT BALANCE - CTY JURY	3,087.00
ACCOUNT BALANCE - ESCROW #1	3,094.03
ACCOUNT BALANCE - ESCROW #2	1,813.32
ACCOUNT BALANCE - ESCROW #3	1,166.34
ACCOUNT BALANCE - ESCROW #4	301.14
ACCOUNT BALANCE - ESCROW #5	800.78
ACCOUNT BALANCE - ESCROW #6	1,868.50
ACCOUNT BALANCE - ESCROW #7	2,464.41
ACCOUNT BALANCE - ESCROW #8	6,160.13
ACCOUNT BALANCE - ESCROW #9	1,015.51
ACCOUNT BALANCE - ESCROW #10	5,069.37
ACCOUNT BALANCE - ESCROW #11	2,810.11
ACCOUNT BALANCE - ESCROW #12	1,746.37
ACCOUNT BALANCE - ESCROW #13	984.91
ACCOUNT BALANCE - ESCROW #14	1,158.56
ACCOUNT BALANCE - ESCROW #15	6,465.28
ACCOUNT BALANCE - ESCROW #16	2,940.14
ACCOUNT BALANCE - ESCROW #17	8,243.62
ACCOUNT BALANCE - ESCROW #18	8,748.28
ACCOUNT BALANCE - ESCROW #19	1,529.88
ACCOUNT BALANCE - ESCROW #20	3,500.58
ACCOUNT BALANCE - ESCROW #21	11,480.94
ACCOUNT BALANCE - ESCROW #22	2,296.94
ACCOUNT BALANCE - ESCROW #25	525.89
ACCOUNT BALANCE - ESCROW #27	2,915.39
ACCOUNT BALANCE - ESCROW #30	535.16
ACCOUNT BALANCE - ESCROW #31	327.23
ACCOUNT BALANCE - ESCROW #32	.01
ACCOUNT BALANCE - ESCROW #35	201.80
ACCOUNT BALANCE - ESCROW #36	3,115.96
ACCOUNT BALANCE - ESCROW #39	1,473.31
ACCOUNT BALANCE - ESCROW #40	1,420.76
ACCOUNT BALANCE - ESCROW #45	1,675.68
ACCOUNT BALANCE - ESCROW #55	368.11
ACCOUNT BALANCE - ESCROW #58	2,622.58
ACCOUNT BALANCE - ESCROW #60	183.69
ACCOUNT BALANCE - ESCROW #65	.02
ACCOUNT BALANCE - ESCROW #69	5,011.36
ACCOUNT BALANCE - ESCROW #70	1,156.14
ACCOUNT BALANCE - ESCROW #72	4,274.53
ACCOUNT BALANCE - ESCROW #77	2,311.74
ACCOUNT BALANCE - ESCROW #79	353.41
ACCOUNT BALANCE - ESCROW #82	4,023.03
ACCOUNT BALANCE - ESCROW #84	638.07
ACCOUNT BALANCE - ESCROW #86	778.45
ACCOUNT BALANCE - ESCROW #88	4,554.77
ACCOUNT BALANCE - DEBT CL	672,176.07
ACCOUNT BALANCE - PAYCLEAR	200,000.20
TOTAL	3,682,214.96

TDOA ACCOUNT	TDOA
ACCOUNT BALANCE - TDOA	6,960,368.89

DATE 04/11/2017 TIME 16:27

COMBINED STATEMENT OF CASH POSITION FOR MARCH

GEL102 PAGE 9

TDOA ACCOUNT
ACCOUNT BALANCE - MBIA

TOTAL

TDOA
747,726.54

7,708,095.43

FUND NAME	***** MONTH TO DATE *****		***** YEAR TO DATE *****	
	REVENUES	EXPENSES	REVENUES	EXPENSES
2017 GENERAL FUND	1,117,558.74	936,651.75	8,687,254.16	5,386,632.02
2017 VZC EMPLOYEE BENEFITS FUND	.00	.00	.00	.00
2017 RESERVE FUNDS	.00	.00	801.90	1,804.63
2017 SHERIFF FORFEITURE FUND	4.77	2,995.95	22.49	7,628.34
2017 DA FORFEITURE FUND	.00	.00	.00	.00
2017 BUILDING SECURITY FUND	4,525.42	4,079.04	23,237.52	25,218.68
2017 JUSTICE COURT BLDG SECURITY	362.46	124.00	1,255.76	673.00
2017 DA FORFEITURE FUND	.00	.00	.00	.00
2017 ROAD & BRIDGE - PCT. 1	246,906.25	57,684.22	1,156,824.50	607,188.28
2017 ROAD & BRIDGE - PCT. 2	547,994.84	75,110.12	1,818,320.27	1,327,425.04
2017 ROAD & BRIDGE - PCT. 3	185,606.65	118,949.40	1,277,488.13	622,025.62
2017 ROAD & BRIDGE - PCT. 4	196,261.52	174,006.99	1,234,538.23	564,873.54
2017 ROAD & BRIDGE - GEN	.00	3,109.73	40,000.00	19,515.39
2017 COUNTY ROAD FUND - PCT. 1	.00	.00	.00	5,488.72
2017 COUNTY ROAD FUND - PCT. 2	.00	.00	.00	.00
2017 COUNTY ROAD FUND - PCT. 3	.00	.00	.00	.00
2017 COUNTY ROAD FUND - PCT. 4	.00	.00	.00	.00
2017 VICTIM COORDINATOR GRANT	1,067.10	5,671.42	29,950.63	29,378.08
2017 DA FORFEITURE FUND II	40.63	5,409.24	13,916.41	16,776.50
2017 CONSTABLE PCT #4 SEIZURE	2.94	.00	13.86	188.45
2017 COUNTY LAW LIBRARY FUND	2,135.00	2,522.41	12,765.98	17,160.87
2017 COUNTY FREE LIBRARY	10,709.14	11,457.22	63,354.87	59,623.04
2017 COMMUNITY LIBRARY CONTRIBUTION	.00	.00	.00	.00
2017 DIGITIZE RECORDS	696.05	.00	4,022.73	3,712.00
2017 SUPPLEMENTAL GUARDIANSHIP	465.84	849.00	2,167.51	1,725.00
2017 COUNTY CHILD ABUSE PREVENTION	74.33	.00	407.29	.00

FUND NAME	***** MONTH TO DATE *****		***** YEAR TO DATE *****	
	REVENUES	EXPENSES	REVENUES	EXPENSES
2017 COURT RELATED PROGRAMS	4.78	.00	22.50	.00
2017 COUNTY & DISTRICT TECH FUND	132.51	.00	651.30	.00
2017 CAPITALCREDITSECONOMICDEVELOP	95.45	.00	449.69	.00
2017 COMBINEDCCOURTTECHNOLOGYFUND	240.12	.00	1,572.69	.00
2017 CHAPTER 19	.00	.00	1,143.21	.00
2017 COUNTY RECORDS FUND	1,745.13	175.00	7,735.61	1,387.00
2017 COUNTY CLERK RECORDS FUND	9,088.02	11,719.81	49,073.17	41,185.98
2017 DISTRICT CLERK RECORDS FUND	275.37	.00	1,779.64	.00
2017 COUNTY CLERK ARCHIVE	8,415.74	.00	43,680.21	.00
2017 CAPTIAL PROJECT W P ANNEX	.00	.00	.00	.00
2017 CAPITAL PROJECT ROADS PCT NO 1	.00	.00	.00	.00
2017 CAPITAL PROJECT ROADS PCT NO 2	.00	.00	.00	.00
2017 CAPITAL PROJECT ROADS PCT NO 3	.00	.00	.00	.00
2017 CAPITAL PROJECT ROADS PCT NO 4	.00	.00	.00	.00
2017 PERMANENT IMPROVEMENT FUND	.00	.00	.00	.00
2017 RIGHT-OF-WAY FUND	.00	.00	.00	.00
2017 TAX ANTICIPATION NOTES	.00	.00	.00	.00
2017 DEBT SERVICE FUND	98,438.52	300.00-	852,827.77	577,959.08
2017 VZC INDIGENT HEALTH PROGRAM	17,529.22	23,775.32	105,175.32	114,251.22
2017 SOIL CONSERVATION DIST FUND	260.64	.00	1,550.12	6,000.00
2017 APPELLATE JUSTICE SYSTEM FUND	300.00	.00	1,805.00	2,249.00
2017 PAYROLL CLEARING ACCOUNT.	.00	.00	.00	.00
2017 GEN FIXED ASSETS ACCOUNT GRP	.00	.00	.00	.00
2017 LONG TERM DEBT GROUP	.00	.00	.00	.00
2017 911 RURAL ADDRESSING PROJECT	.00	.00	.00	.00
2017 VAN ZANDT COUNTY JAIL	187,367.47	163,505.25	1,141,735.37	1,143,356.23

FUND NAME	***** MONTH TO DATE *****		***** YEAR TO DATE *****	
	REVENUES	EXPENSES	REVENUES	EXPENSES
2017 VAN ZANDT COUNTY SHERIFF DEPT	204,511.67	199,745.72	1,447,221.05	1,393,120.17
2017 CAPITAL MURDER	.00	.00	.11	184.29
2017 HOMELAND SECURITY GRANT	.00	.00	.00	.00
2017 LAW ENFORCEMENT BLOCK 2001	.00	.00	.00	.00
2017 LAW ENFORCEMENT BLOCK 2003	.00	.00	.00	.00
2017 HOMELAND SECURITY GRANT P25 CO	.00	.00	.00	.00
2017 MOBILE VIDEO REPLACEMENT GRANT	.00	.00	.00	.00
2017 BULLET PROOF VEST GRANT	.00	.00	.00	.00
2017 BURN JAG GRANT	.00	.00	.00	.00
2017 BYRNE JAG LOCAL GRANT	.00	.00	.00	.00
2017 SOLID WASTE GRANT	.00	.00	.00	.00
2017 MOBILE VIDEO REPLACEMENT GRANT	.00	.00	.00	.00
2017 CAPITAL PROJECT ROADS PCT NO 1	.00	.00	.00	.00
2017 CAPITAL PROJECT ROADS PCT NO 2	.00	.00	.00	.00
2017 CAPITAL PROJECT PCT 3	.00	.00	.00	.00
2017 CAPITAL PROJECT PCT 4	.00	.00	.00	.00
2017 FRUITVALE 2011 TXCDBG 710056	.00	.00	.00	.00
2017 BENWHEELERWSC 71348911131115	.00	.00	.00	.00
2017 LITTLEHOPEMOOREWSC713026081315	.00	.00	.00	.00
2017 PRETRIAL SUPERVISION	4,178.41	4,360.21	28,929.51	24,480.50
2017 COMMUNITY SUP & CORRECTIONS	68,299.02	31,875.37	370,158.73	265,076.82
2017 ADULT PROBATION CIVIL	1,384.32	1,573.01	14,067.03	16,471.50
2017 HIGH RISK SUBSTANCE ABUSE -CCP	2,789.00	3,247.54	21,790.04	27,088.58
2017 HIGH RISK SEX OFFENDER -CCP	20,307.00	3,965.92	45,358.50	27,494.31
2017 GRANT C COMMIT REDUCTION PROG	5,193.00	4,740.01	41,542.00	32,548.67
2017 JUVENILE PROBATION FUND	35,395.14	43,155.25	288,072.03	300,525.68

FUND NAME	***** MONTH TO DATE *****		***** YEAR TO DATE *****	
	REVENUES	EXPENSES	REVENUES	EXPENSES
2017 VZCJPD STATE AID GRANT	33,502.00	30,335.02	263,360.00	200,544.26
2017 VZCJPD PROGRESSIVE SANCTIONS	.00	.00	.00	.00
2017 VZCJPD - GRANT N	8,069.00	7,527.05	64,555.00	47,634.54
2017 D A SUPPLEMENTAL FUND	2.40	2,059.23	15,011.31	4,797.40
2017 VOICES - JUV CJD GRANT	.00	3,677.79	27,266.93	28,501.81
2017 ETCOG RESIDENTIAL	1,950.00	400.00	5,150.00	4,111.00
2017 V - JUV PROB POST FUND	.00	.00	.00	.00
2017 GRANT L SECURE FELONY REIMB	.00	.00	.00	.00
2017 JUVENILE PROBATION INTEREST	13.65	.00	65.65	.00
2017 GRANT H-DIVERSION RESIDENTIAL	.00	.00	.00	.00
2017 GRANT I	.00	.00	.00	.00
2017 GRANT S	4,451.00	3,471.59	35,608.00	19,419.80
2017 MENTAL IMPAIRMENT CASELOAD	8,618.00	5,184.16	39,361.87	48,555.53
2017 SALARY ADJUSTMENT FOR JUV PROB	.00	.00	.00	.00
2017 TITLE IV-E FEDERAL FOSTER CARE	.00	.00	.00	.00
2017 FRUITVALE WATER TDHCA 720076	.00	.00	.00	.00
2017 ICB	.00	.00	.00	.00
2017 INDIGENT DEFENSE GRANT	11,978.65	9,789.66	24,450.97	19,827.55
2017 ABATEMENT OFFICER	36,575.84	33,153.91	85,420.84	88,275.09
2017 TECHNOLOGY RESOURCES	.00	.00	.00	.00
2017 HAVA ELECTION GRANT	.00	.00	5,077.07	.00
2017 GOLDEN WATER SUPPLY CORP	.00	.00	.00	.00
2017 D.A. CHECK COLLECTION FUND	258.43	362.55	1,429.87	2,307.96
2017 CONSTABLE #1 TLEOSE FUND	977.09	.00	977.09	.00
2017 CONSTABLE #2 TLEOSE FUND	.00	.00	.00	.00
2017 CONSTABLE #3 TLEOSE FUND	.00	.00	.00	.00

FUND NAME	***** MONTH TO DATE *****		***** YEAR TO DATE *****	
	REVENUES	EXPENSES	REVENUES	EXPENSES
2017 CONSTABLE #4 TLEOSE FUND	.00	475.04	682.59	475.04
2017 SHERIFF TLEOSE FUND	4,268.13	.00	4,268.13	1,676.69
2017 DA TLEOSE FUND	.00	.00	.00	.00
2017 VZC COMMISSARY PERSONNEL FUND	.00	.00	.00	2.41
2017 SHERIFF - CANINE DRUG ACCOUNT	.00	.00	.00	.00
2017 JUSTICE COURT TECHNOLOGY FUND	1,546.62	.00	5,297.08	.00
2017 VZC COURTHOUSE BEAUTIFICATION	.00	.00	.00	.00
2017 CHILD ADVOCACY	.00	.00	.00	.00
2017 CONTRIBUTION RELIEF FUND	.00	.00	.00	.00
2017 HURRICANE RITA - ASSISTANCE	.00	.00	.00	.00
2017 VETERAN'S MEMORIAL WALL FUND	.00	.00	.00	.00
2017 HISTORICAL COMMISSION	445.00	.00	1,445.10	.00
2017 VAN TORNADO-ASSISTANCE	.00	.00	152,943.82	152,943.62
2017 FEMA - DEC 2015 STORM	.00	.00	67,556.48	67,556.48
2017 FEMA APRIL 2016 STORM	.00	472,261.39	472,261.39	472,261.39
	-----	-----	-----	-----
TOTAL	3,093,018.02	2,458,856.29	20,104,872.03	13,829,306.80

ACCOUNT NAME	BEGINNING CASH BALANCE	CASH RECEIPTS	CASH DISBURSEMENTS	ENDING CASH BALANCE
2017 010 GENERAL FUND				
COINS	1.00	.00	.00	1.00
CASH	669,975.51	1,442,109.86	1,206,138.54-	905,946.83
RETURNED CHECK FEES	.00	.00	.00	.00
AMERICAN NATIONAL CASH	.00	.00	.00	.00
VZC JURY CASH CLEARING	3,071.00	2,232.00	2,216.00-	3,087.00
VZC CHECKING DEBT SERVICE	.00	.00	.00	.00
PETTY CASH COLLECTION-PCT. 1	100.00	.00	.00	100.00
PETTY CASH-CTY CLERK	500.00	.00	.00	500.00
PETTY CASH-DIST CLERK	400.00	.00	.00	400.00
COUNTY COURT JURY CASH	.00	.00	.00	.00
DISTRICT COURT JURY CASH	.00	.00	.00	.00
PETTY CASH-JP #1	200.00	.00	.00	200.00
PETTY CASH-JP #2	200.00	.00	.00	200.00
PETTY CASH - JP#4	200.00	.00	.00	200.00
PETTY CASH-SHERIFF	.00	.00	.00	.00
PETTY CASH-TAX COLLECTOR	3,000.00	.00	.00	3,000.00
PETTY CASH - TAX COLL (BOAT)	.00	.00	.00	.00
PETTY CASH-TAX (BOAT CK ACCT)	2.70	.00	.00	2.70
TIME DEPOSIT ON ACCOUNT	2,202,024.69	1,237.83	.00	2,203,262.52
MBIA MUNICIPIAL INVESTORS SERV	1,261.18	1.07	.00	1,262.25
FUND TOTALS	<u>2,880,936.08</u>	<u>1,445,580.76</u>	<u>1,208,354.54-</u>	<u>3,118,162.30</u>
2017 011 VZC EMPLOYEE BENEFITS FUND				
VZC BENEFIT RESERVE	.00	.00	.00	.00
CLAIMS CLEARING ACCOUNT	.00	.00	.00	.00
INTER ACCOUNT CLEARING TRANSFE	.00	.00	.00	.00
FUND TOTALS	<u>.00</u>	<u>.00</u>	<u>.00</u>	<u>.00</u>
2017 012 RESERVE FUNDS				
CASH	.00	.00	.00	.00
TIME DEPOSIT ON ACCOUNT	.00	.00	.00	.00
MBIA MUNICIPAL INVESTORS SERV	.00	.00	.00	.00
FUND TOTALS	<u>.00</u>	<u>.00</u>	<u>.00</u>	<u>.00</u>
2017 015 SHERIFF FORFEITURE FUND				
CASH	13,940.54	.00	2,995.95-	10,944.59
AMERICAN NATIONAL CASH	.00	.00	.00	.00
CASH-OTHER	.00	.00	.00	.00
TIME DEPOSIT ON ACCOUNT	9,049.12	4.77	.00	9,053.89
MBIA MUNICIPAL INVESTORS SERV	.00	.00	.00	.00
FUND TOTALS	<u>22,989.66</u>	<u>4.77</u>	<u>2,995.95-</u>	<u>19,998.48</u>
2017 016 DA FORFEITURE FUND				
CASH	.00	.00	.00	.00
D. A. ESCROW/BART ROGERS	3,094.03	.00	.00	3,094.03
D. A. ESCROW/HURST-LANE	1,813.32	.00	.00	1,813.32
D. A. ESCROW/CALE	1,166.34	.00	.00	1,166.34
D. A. ESCROW/HALL	301.14	.00	.00	301.14
D. A. ESCROW/RANDALL MOORE	800.78	.00	.00	800.78
D. A. ESCROW/DENNIS KINCAID	1,868.50	.00	.00	1,868.50
D. A. ESCROW/DALTON KING	2,464.41	.00	.00	2,464.41
D. A. ESCROW/TONY KHAMPA	6,160.13	.00	.00	6,160.13
D. A. ESCROW/STANLEY CRAVEN	1,015.51	.00	.00	1,015.51
D. A. ESCROW/JUAN RICARDO	5,069.37	.00	.00	5,069.37
D. A. ESCROW/CULPEPPER	2,810.11	.00	.00	2,810.11

ACCOUNT NAME	BEGINNING CASH BALANCE	CASH RECEIPTS	CASH DISBURSEMENTS	ENDING CASH BALANCE
D. A. ESCROW/JOHN FOSTER	1,746.37	.00	.00	1,746.37
D. A. ESCROW/	.00	.00	.00	.00
D. A. ESCROW/	.00	.00	.00	.00
D. A. ESCROW/	.00	.00	.00	.00
D. A. ESCROW/	.00	.00	.00	.00
D. A. ESCROW/RODERICK LANDON	8,243.62	.00	.00	8,243.62
D. A. ESCROW/LARRY C. STANFORD	8,748.28	.00	.00	8,748.28
D. A. ESCROW/ROY A. PETERSON	1,529.88	.00	.00	1,529.88
D. A. ESCROW/COREY L. PARISH	3,500.58	.00	.00	3,500.58
D. A. ESCROW/BRYAN DUNCAN	11,480.94	.00	.00	11,480.94
D. A. ESCROW/JERRY WHITE, JR.	2,296.94	.00	.00	2,296.94
D. A. ESCROW/	.00	.00	.00	.00
D. A. ESCROW/	.00	.00	.00	.00
D. A. ESCROW/JAMES F CLINTON	525.89	.00	.00	525.89
D. A. ESCROW/	.00	.00	.00	.00
D. A. ESCROW/HEREDIA	2,915.39	.00	.00	2,915.39
D. A. ESCROW/	.00	.00	.00	.00
D. A. ESCROW/	.00	.00	.00	.00
D. A. ESCROW/A. RIOS	535.16	.00	.00	535.16
D. A. ESCROW/G. CAMARILLO	327.23	.00	.00	327.23
D. A. ESCROW/YOW, KENNERLY, GENT	.01	.00	.00	.01
D. A. ESCROW/	.00	.00	.00	.00
D. A. ESCROW/	.00	.00	.00	.00
D. A. ESCROW/DESARAE DAVIS	201.80	.00	.00	201.80
D. A. ESCROW/ROLAND & PLATT	3,115.96	.00	.00	3,115.96
D. A. ESCROW/	.00	.00	.00	.00
D. A. ESCROW/	.00	.00	.00	.00
D. A. ESCROW/RODNEY ROSS	1,473.31	.00	.00	1,473.31
D. A. ESCROW/POTTROFF	1,420.76	.00	.00	1,420.76
D. A. ESCROW/	.00	.00	.00	.00
D. A. ESCROW/	.00	.00	.00	.00
D. A. ESCROW/	.00	.00	.00	.00
D. A. ESCROW/	.00	.00	.00	.00
D. A. ESCROW/	.00	.00	.00	.00
D. A. ESCROW/	.00	.00	.00	.00
D. A. ESCROW/	.00	.00	.00	.00
D. A. ESCROW/	.00	.00	.00	.00
D. A. ESCROW/	.00	.00	.00	.00
D. A. ESCROW/	.00	.00	.00	.00
D. A. ESCROW/DOUG MILLER	368.11	.00	.00	368.11
D. A. ESCROW/	.00	.00	.00	.00
D. A. ESCROW/	.00	.00	.00	.00
D. A. ESCROW/BRIAN BOWERS	2,622.58	.00	.00	2,622.58
D. A. ESCROW/	.00	.00	.00	.00
D. A. ESCROW/SANDRA HOLDER	183.69	.00	.00	183.69
D. A. ESCROW/	.00	.00	.00	.00
D. A. ESCROW/	.00	.00	.00	.00
D. A. ESCROW/	.00	.00	.00	.00
D. A. ESCROW/	.00	.00	.00	.00
D. A. ESCROW/HARRIS 552801	.02	.00	.00	.02
D. A. ESCROW/	.00	.00	.00	.00
D. A. ESCROW/	.00	.00	.00	.00
D. A. ESCROW/	.00	.00	.00	.00

ACCOUNT NAME	BEGINNING CASH BALANCE	CASH RECEIPTS	CASH DISBURSEMENTS	ENDING CASH BALANCE
D. A. ESCROW/JOHN H TUCKER	5,011.36	.00	.00	5,011.36
D. A. ESCROW/BOWERS	1,156.14	.00	.00	1,156.14
D. A. ESCROW/	.00	.00	.00	.00
D. A. ESCROW/BILLINGTON	4,274.53	.00	.00	4,274.53
D. A. ESCROW/	.00	.00	.00	.00
D. A. ESCROW/	.00	.00	.00	.00
D. A. ESCROW/	.00	.00	.00	.00
D. A. ESCROW/	.00	.00	.00	.00
D. A. ESCROW/CALVERT WILSON	2,311.74	.00	.00	2,311.74
D. A. ESCROW/	.00	.00	.00	.00
D. A. ESCROW/WALTER MAYS	353.41	.00	.00	353.41
D. A. ESCROW/	.00	.00	.00	.00
D. A. ESCROW/	.00	.00	.00	.00
D. A. ESCROW/GONZALES	4,023.03	.00	.00	4,023.03
D. A. ESCROW/	.00	.00	.00	.00
D. A. ESCROW/JASMINE GONZALEZ	638.07	.00	.00	638.07
D. A. ESCROW/	.00	.00	.00	.00
D. A. ESCROW/TAVARCHIE HARDING	778.45	.00	.00	778.45
D. A. ESCROW/	.00	.00	.00	.00
D. A. ESCROW/MICHAEL WOOD	4,554.77	.00	.00	4,554.77
TIME DEPOSIT ON ACCOUNT	.00	.00	.00	.00
MBIA MUNICIPAL INVESTORS SERV	.00	.00	.00	.00
FUND TOTALS	<u>100,901.66</u>	<u>.00</u>	<u>.00</u>	<u>100,901.66</u>
2017 017 BUILDING SECURITY FUND				
CASH	3,515.18	4,845.01	4,076.19-	4,284.00
TIME DEPOSIT ON ACCOUNT	.00	.00	.00	.00
MBIA MUNICIPAL INVESTORS SERV	.00	.00	.00	.00
FUND TOTALS	<u>3,515.18</u>	<u>4,845.01</u>	<u>4,076.19-</u>	<u>4,284.00</u>
2017 018 JUSTICE COURT BLDG SECURITY				
CASH	8,626.40	362.46	124.00-	8,864.86
TIME DEPOSIT ON ACCOUNT	.00	.00	.00	.00
FUND TOTALS	<u>8,626.40</u>	<u>362.46</u>	<u>124.00-</u>	<u>8,864.86</u>
2017 019 DA FORFEITURE FUND				
CASH	.00	.00	.00	.00
D. A. ESCROW/	.00	.00	.00	.00
D. A. ESCROW/	.00	.00	.00	.00
D. A. ESCROW/	.00	.00	.00	.00
D. A. ESCROW/	.00	.00	.00	.00
D. A. ESCROW/	.00	.00	.00	.00
D. A. ESCROW/	.00	.00	.00	.00
D. A. ESCROW/	.00	.00	.00	.00
D. A. ESCROW/	.00	.00	.00	.00
D. A. ESCROW/	.00	.00	.00	.00
D. A. ESCROW/	.00	.00	.00	.00
D. A. ESCROW/	.00	.00	.00	.00
D. A. ESCROW/BECKY SNELL	984.91	.00	.00	984.91
D. A. ESCROW/APOLONIO CAZAREZ	1,158.56	.00	.00	1,158.56
D. A. ESCROW/MARIE WALL	6,465.28	.00	.00	6,465.28
D. A. ESCROW/RICHARD SMITTY	2,940.14	.00	.00	2,940.14
D. A. ESCROW/	.00	.00	.00	.00
D. A. ESCROW/	.00	.00	.00	.00
D. A. ESCROW/	.00	.00	.00	.00
D. A. ESCROW/	.00	.00	.00	.00

ACCOUNT NAME	BEGINNING CASH BALANCE	CASH RECEIPTS	CASH DISBURSEMENTS	ENDING CASH BALANCE
D. A. ESCROW/	.00	.00	.00	.00
D. A. ESCROW/	.00	.00	.00	.00
D. A. ESCROW/	.00	.00	.00	.00
D. A. ESCROW/	.00	.00	.00	.00
D. A. ESCROW/	.00	.00	.00	.00
D. A. ESCROW/	.00	.00	.00	.00
D. A. ESCROW/	.00	.00	.00	.00
D. A. ESCROW/	.00	.00	.00	.00
D. A. ESCROW/	.00	.00	.00	.00
D. A. ESCROW/	.00	.00	.00	.00
TIME DEPOSIT ON ACCOUNT	.00	.00	.00	.00
MBIA MUNICIPAL INVESTORS SERV	.00	.00	.00	.00
FUND TOTALS	<u>13,224.57</u>	<u>.00</u>	<u>.00</u>	<u>13,224.57</u>
2017 021 ROAD & BRIDGE - PCT. 1				
CASH	96,443.92	251,532.83	59,261.68-	288,715.07
TIME DEPOSIT ON ACCOUNT	569,240.46	300.80	.00	569,541.26
MBIA MUNICIPAL INVESTORS SERV	3.42	.00	.00	3.42
FUND TOTALS	<u>665,687.80</u>	<u>251,833.63</u>	<u>59,261.68-</u>	<u>858,259.75</u>
2017 022 ROAD & BRIDGE - PCT. 2				
CASH	152,998.32	552,908.87	77,984.32-	627,922.87
TIME DEPOSIT ON ACCOUNT	946,338.63	500.07	.00	946,838.70
MBIA MUNICIPAL INVESTORS SERV	389,544.28	329.02	.00	389,873.30
FUND TOTALS	<u>1,488,881.23</u>	<u>553,737.96</u>	<u>77,984.32-</u>	<u>1,964,634.87</u>
2017 023 ROAD & BRIDGE - PCT. 3				
CASH	193,818.41	189,471.20	120,298.47-	262,991.14
TIME DEPOSIT ON ACCOUNT	702,335.39	371.13	.00	702,706.52
MBIA MUNICIPAL INVESTORS SERV	.65	.00	.00	.65
FUND TOTALS	<u>896,154.45</u>	<u>189,842.33</u>	<u>120,298.47-</u>	<u>965,698.31</u>
2017 024 ROAD & BRIDGE - PCT. 4				
CASH	170,201.45	199,993.34	174,970.62-	195,224.17
TIME DEPOSIT ON ACCOUNT	436,176.50	230.49	.00	436,406.99
MBIA MUNICIPAL INVESTORS SERV	109,767.83	92.71	.00	109,860.54
FUND TOTALS	<u>716,145.78</u>	<u>200,316.54</u>	<u>174,970.62-</u>	<u>741,491.70</u>
2017 026 ROAD & BRIDGE - GEN				
CASH	21,109.14	508.82	3,520.18-	18,097.78
TIME DEPOSIT ON ACCOUNT	.00	.00	.00	.00
MBIA MUNICIPAL INVESTORS SERV	.00	.00	.00	.00
FUND TOTALS	<u>21,109.14</u>	<u>508.82</u>	<u>3,520.18-</u>	<u>18,097.78</u>
2017 031 COUNTY ROAD FUND - PCT. 1				
CASH	.00	.00	.00	.00
TIME DEPOSIT ON ACCOUNT	.00	.00	.00	.00
MBIA MUNICIPAL INVESTORS SERV	.00	.00	.00	.00
FUND TOTALS	<u>.00</u>	<u>.00</u>	<u>.00</u>	<u>.00</u>
2017 032 COUNTY ROAD FUND - PCT. 2				
CASH	434.00-	.00	.00	434.00-
TIME DEPOSIT ON ACCOUNT	.00	.00	.00	.00
MBIA MUNICIPAL INVESTORS SERV	.00	.00	.00	.00
FUND TOTALS	<u>434.00-</u>	<u>.00</u>	<u>.00</u>	<u>434.00-</u>
2017 033 COUNTY ROAD FUND - PCT. 3				
CASH	.00	.00	.00	.00

ACCOUNT NAME	BEGINNING CASH BALANCE	CASH RECEIPTS	CASH DISBURSEMENTS	ENDING CASH BALANCE
TIME DEPOSIT ON ACCOUNT	.00	.00	.00	.00
MBIA MUNICIPAL INVESTORS SERV	.00	.00	.00	.00
FUND TOTALS	.00	.00	.00	.00
2017 034 COUNTY ROAD FUND - PCT. 4				
CASH	.00	.00	.00	.00
TIME DEPOSIT ON ACCOUNT	.00	.00	.00	.00
MBIA MUNICIPAL INVESTORS SERV	.00	.00	.00	.00
FUND TOTALS	.00	.00	.00	.00
2017 035 VICTIM COORDINATOR GRANT				
CASH	9,063.26-	1,569.07	6,032.05-	13,526.24-
TIME DEPOSIT ON ACCOUNT	.00	.00	.00	.00
MBIA MUNICIPAL INVESTORS SERV	.00	.00	.00	.00
FUND TOTALS	9,063.26-	1,569.07	6,032.05-	13,526.24-
2017 036 DA FORFEITURE FUND II				
CASH	16,012.10	.00	5,336.27-	10,675.83
TIME DEPOSIT ON ACCOUNT	76,898.68	40.63	.00	76,939.31
MBIA MUNICIPAL INVESTORS SERV	.00	.00	.00	.00
FUND TOTALS	92,910.78	40.63	5,336.27-	87,615.14
2017 037 CONSTABLE PCT #4 SEIZURE				
CASH	1,024.89	.00	.00	1,024.89
TIME DEPOSIT ON ACCOUNT	5,583.05	2.94	.00	5,585.99
MBIA MUNICIPAL INVESTORS SERV	.00	.00	.00	.00
FUND TOTALS	6,607.94	2.94	.00	6,610.88
2017 040 COUNTY LAW LIBRARY FUND				
CASH	691.65	2,135.00	2,522.41-	304.24
TIME DEPOSIT ON ACCOUNT	48,957.68	.00	.00	48,957.68
MBIA MUNICIPAL INVESTORS SERV	.00	.00	.00	.00
FUND TOTALS	49,649.33	2,135.00	2,522.41-	49,261.92
2017 042 COUNTY FREE LIBRARY				
CASH	38,159.65	11,431.70	11,905.20-	37,686.15
TIME DEPOSIT ON ACCOUNT	.00	.00	.00	.00
MBIA MUNICIPAL INVESTORS SERV	.00	.00	.00	.00
FUND TOTALS	38,159.65	11,431.70	11,905.20-	37,686.15
2017 043 COMMUNITY LIBRARY CONTRIBUTION				
CASH	407.10	.00	.00	407.10
TIME DEPOSIT ON ACCOUNT	.00	.00	.00	.00
MBIA MUNICIPAL INVESTORS SERV	.00	.00	.00	.00
FUND TOTALS	407.10	.00	.00	407.10
2017 047 DIGITIZE RECORDS				
CASH	6,688.80	670.00	.00	7,358.80
TIME DEPOSIT ON ACCOUNT	49,306.75	26.05	.00	49,332.80
MBIA	.00	.00	.00	.00
FUND TOTALS	55,995.55	696.05	.00	56,691.60
2017 048 SUPPLEMENTAL GUARDIANSHIP				
CASH	14,242.28	910.00	1,299.00-	13,853.28
TEXPOOL	11,066.17	5.84	.00	11,072.01
FUND TOTALS	25,308.45	915.84	1,299.00-	24,925.29
2017 049 COUNTY CHILD ABUSE PREVENTION				
CASH	4,652.43	74.33	.00	4,726.76

ACCOUNT NAME	BEGINNING CASH BALANCE	CASH RECEIPTS	CASH DISBURSEMENTS	ENDING CASH BALANCE
TIME DEPOSIT ON ACCOUNT	1.83	.00	.00	1.83
FUND TOTALS	<u>4,654.26</u>	<u>74.33</u>	<u>.00</u>	<u>4,728.59</u>
2017 050 COURT RELATED PROGRAMS				
CASH	6,211.76	.00	.00	6,211.76
TIME DEPOSIT ON ACCOUNT	9,052.10	4.78	.00	9,056.88
MBIA MUNICIPAL INVESTORS SERV	.00	.00	.00	.00
FUND TOTALS	<u>15,263.86</u>	<u>4.78</u>	<u>.00</u>	<u>15,268.64</u>
2017 052 COUNTY & DISTRICT TECH FUND				
CASH	6,692.47	132.51	.00	6,824.98
TIME DEPOSIT ON ACCOUNT	.00	.00	.00	.00
MBIA	.00	.00	.00	.00
FUND TOTALS	<u>6,692.47</u>	<u>132.51</u>	<u>.00</u>	<u>6,824.98</u>
2017 053 CAPITALCREDITSECONOMICDEVELOP				
CASH	5,810.22	.00	.00	5,810.22
TIME DEPOSIT ON ACCOUNT	180,642.18	95.45	.00	180,737.63
FUND TOTALS	<u>186,452.40</u>	<u>95.45</u>	<u>.00</u>	<u>186,547.85</u>
2017 054 COMBINEDCCOURTTECHNOLOGYFUND				
CASH	6,622.71	230.00	.00	6,852.71
TIME DEPOSIT ON ACCOUNT	19,170.97	10.12	.00	19,181.09
MBIA MUNICIPAL INVESTORS SERV	.00	.00	.00	.00
FUND TOTALS	<u>25,793.68</u>	<u>240.12</u>	<u>.00</u>	<u>26,033.80</u>
2017 055 CHAPTER 19				
TIME DEPOSIT ON ACCOUNT	184.04-	.00	.00	184.04-
MBIA	.00	.00	.00	.00
FUND TOTALS	<u>184.04-</u>	<u>.00</u>	<u>.00</u>	<u>184.04-</u>
2017 056 COUNTY RECORDS FUND				
CASH	21,922.04	1,709.33	175.00-	23,456.37
TIME DEPOSIT ON ACCOUNT	67,764.90	35.80	.00	67,800.70
MBIA MUNICIPAL INVESTORS SERV	.00	.00	.00	.00
FUND TOTALS	<u>89,686.94</u>	<u>1,745.13</u>	<u>175.00-</u>	<u>91,257.07</u>
2017 057 COUNTY CLERK RECORDS FUND				
CASH	26,772.76	9,044.25	11,719.81-	24,097.20
TIME DEPOSIT ON ACCOUNT	82,845.90	43.77	.00	82,889.67
MBIA MUNICIPAL INVESTORS SERV	.00	.00	.00	.00
FUND TOTALS	<u>109,618.66</u>	<u>9,088.02</u>	<u>11,719.81-</u>	<u>106,986.87</u>
2017 058 DISTRICT CLERK RECORDS FUND				
CASH	15,151.19	262.02	.00	15,413.21
TIME DEPOSIT ON ACCOUNT	25,267.90	13.35	.00	25,281.25
FUND TOTALS	<u>40,419.09</u>	<u>275.37</u>	<u>.00</u>	<u>40,694.46</u>
2017 059 COUNTY CLERK ARCHIVE				
CASH	40,981.25	8,270.00	.00	49,251.25
TIME DEPOSIT ON ACCOUNT	275,808.99	145.74	.00	275,954.73
FUND TOTALS	<u>316,790.24</u>	<u>8,415.74</u>	<u>.00</u>	<u>325,205.98</u>
2017 060 CAPTIAL PROJECT W P ANNEX				
CASH	.00	.00	.00	.00
TIME DEPOSIT ON ACCOUNT	.00	.00	.00	.00

ACCOUNT NAME	BEGINNING CASH BALANCE	CASH RECEIPTS	CASH DISBURSEMENTS	ENDING CASH BALANCE
MBIA MUNICIPAL INVESTOR SERVIC	.00	.00	.00	.00
FUND TOTALS	.00	.00	.00	.00
2017 061 CAPITAL PROJECT ROADS PCT NO 1				
CASH	171.63	.00	.00	171.63
TIME DEPOSIT ON ACCOUNT	.00	.00	.00	.00
MBIA MUNICIPAL INVESTOR SERVIC	.00	.00	.00	.00
FUND TOTALS	171.63	.00	.00	171.63
2017 062 CAPITAL PROJECT ROADS PCT NO 2				
CASH	.00	.00	.00	.00
TIME DEPOSIT ON ACCOUNT	.00	.00	.00	.00
MBIA MUNICIPAL INVESTORS SER	.00	.00	.00	.00
FUND TOTALS	.00	.00	.00	.00
2017 063 CAPITAL PROJECT ROADS PCT NO 3				
CASH	.00	.00	.00	.00
TIME DEPOSIT ON ACCOUNT	.00	.00	.00	.00
MBIA MUNICIPAL INVESTORS SERV	.00	.00	.00	.00
FUND TOTALS	.00	.00	.00	.00
2017 064 CAPITAL PROJECT ROADS PCT NO 4				
CASH	.00	.00	.00	.00
TIME DEPOSIT ON ACCOUNT	.00	.00	.00	.00
MBIA MUNICIPAL INVESTORS SERV	.00	.00	.00	.00
FUND TOTALS	.00	.00	.00	.00
2017 070 PERMANENT IMPROVEMENT FUND				
CASH	.00	.00	.00	.00
TIME DEPOSIT ON ACCOUNT	.00	.00	.00	.00
MBIA MUNICIPAL INVESTORS SERV	.00	.00	.00	.00
FUND TOTALS	.00	.00	.00	.00
2017 075 RIGHT-OF-WAY FUND				
CASH	118.09	.00	.00	118.09
TIME DEPOSIT ON ACCOUNT	.00	.00	.00	.00
MBIA MUNICIPAL INVESTORS SERV	.00	.00	.00	.00
FUND TOTALS	118.09	.00	.00	118.09
2017 084 TAX ANTICIPATION NOTES				
CASH	24.23	.00	.00	24.23
TIME DEPOSIT ON ACCOUNT	.00	.00	.00	.00
MBIA	.00	.00	.00	.00
FUND TOTALS	24.23	.00	.00	24.23
2017 085 DEBT SERVICE FUND				
CASH	574,176.41	97,999.66	.00	672,176.07
TIME DEPOSIT ON ACCOUNT	436,482.71	230.64	.00	436,713.35
MBIA MUNICIPAL INVESTORS SERV	246,518.16	208.22	.00	246,726.38
FUND TOTALS	1,257,177.28	98,438.52	.00	1,355,615.80
2017 087 VZC INDIGENT HEALTH PROGRAM				
CASH	11,768.68	17,867.19	24,011.24-	5,624.63
TIME DEPOSIT ON ACCOUNT	75,000.00	.00	.00	75,000.00
MBIA MUNICIPAL INVESTORS SERV	.00	.00	.00	.00
FUND TOTALS	86,768.68	17,867.19	24,011.24-	80,624.63
2017 088 SOIL CONSERVATION DIST FUND				
CASH	4,507.99-	250.00	.00	4,257.99-

ACCOUNT NAME	BEGINNING CASH BALANCE	CASH RECEIPTS	CASH DISBURSEMENTS	ENDING CASH BALANCE
TIME DEPOSIT ON ACCOUNT	20,145.81	10.64	.00	20,156.45
MBIA MUNICIPAL INVESTORS SERV	.00	.00	.00	.00
FUND TOTALS	<u>15,637.82</u>	<u>260.64</u>	<u>.00</u>	<u>15,898.46</u>
2017 090 APPELLATE JUSTICE SYSTEM FUND				
CASH	745.35	300.00	.00	1,045.35
TIME DEPOSIT ON ACCOUNT	.00	.00	.00	.00
MBIA MUNICIPAL INVESTORS SERV	.00	.00	.00	.00
FUND TOTALS	<u>745.35</u>	<u>300.00</u>	<u>.00</u>	<u>1,045.35</u>
2017 095 PAYROLL CLEARING ACCOUNT.				
CASH	200,000.20	.00	.00	200,000.20
MBIA MUNICIPAL INVESTORS SERV	.00	.00	.00	.00
FUND TOTALS	<u>200,000.20</u>	<u>.00</u>	<u>.00</u>	<u>200,000.20</u>
2017 096 GEN FIXED ASSETS ACCOUNT GRP				
MBIA MUNICIPAL INVESTORS SERV	.00	.00	.00	.00
FUND TOTALS	<u>.00</u>	<u>.00</u>	<u>.00</u>	<u>.00</u>
2017 097 LONG TERM DEBT GROUP				
MBIA MUNICIPAL INVESTORS SERV	.00	.00	.00	.00
FUND TOTALS	<u>.00</u>	<u>.00</u>	<u>.00</u>	<u>.00</u>
2017 130 911 RURAL ADDRESSING PROJECT				
CASH	.00	.00	.00	.00
TIME DEPOSIT ON ACCOUNT	.00	.00	.00	.00
MBIA MUNICIPAL INVESTORS SERV	.00	.00	.00	.00
OTHER CASH - 916055 B OF VZ	.00	.00	.00	.00
FUND TOTALS	<u>.00</u>	<u>.00</u>	<u>.00</u>	<u>.00</u>
2017 131 VAN ZANDT COUNTY JAIL				
CASH	75,175.02-	199,092.75	166,937.27-	43,019.54-
MEDICARE PAYABLE	.00	.00	.00	.00
VOUCHERS PAYABLE	.00	.00	.00	.00
TIME DEPOSIT ON ACCOUNT	.00	.00	.00	.00
MBIA MUNICIPAL INVESTORS SERV	.00	.00	.00	.00
FUND TOTALS	<u>75,175.02-</u>	<u>199,092.75</u>	<u>166,937.27-</u>	<u>43,019.54-</u>
2017 132 VAN ZANDT COUNTY SHERIFF DEPT				
CASH	9,861.69	227,672.37	211,848.80-	25,685.26
TIME DEPOSIT ON ACCOUNT	.00	.00	.00	.00
MBIA MUNICIPAL INVESTORS SERV	.00	.00	.00	.00
FUND TOTALS	<u>9,861.69</u>	<u>227,672.37</u>	<u>211,848.80-</u>	<u>25,685.26</u>
2017 135 CAPITAL MURDER				
CASH	.00	.00	.00	.00
TEXPOOL	.00	.00	.00	.00
FUND TOTALS	<u>.00</u>	<u>.00</u>	<u>.00</u>	<u>.00</u>
2017 136 HOMELAND SECURITY GRANT				
CASH	1,990.01	.00	.00	1,990.01
TIME DEPOSIT ON ACCOUNT	.00	.00	.00	.00
FUND TOTALS	<u>1,990.01</u>	<u>.00</u>	<u>.00</u>	<u>1,990.01</u>
2017 137 LAW ENFORCEMENT BLOCK 2001				
CASH	.00	.00	.00	.00
TIME DEPOSIT ON ACCOUNT	.00	.00	.00	.00

ACCOUNT NAME	BEGINNING CASH BALANCE	CASH RECEIPTS	CASH DISBURSEMENTS	ENDING CASH BALANCE
MBIA MUNICIPAL INVESTORS SERV FUND TOTALS	<u>.00</u>	<u>.00</u>	<u>.00</u>	<u>.00</u>
2017 138 LAW ENFORCEMENT BLOCK 2003				
CASH	.00	.00	.00	.00
TIME DEPOSIT ON ACCOUNT	.00	.00	.00	.00
MBIA MUNICIPAL INVESTORS SERV FUND TOTALS	<u>.00</u>	<u>.00</u>	<u>.00</u>	<u>.00</u>
2017 139 HOMELAND SECURITY GRANT P25 CO				
CASH	2,293.00-	.00	.00	2,293.00-
TIME DEPOSIT ON ACCOUNT	.00	.00	.00	.00
MBIA MUNICIPAL INVESTORS SERV FUND TOTALS	<u>2,293.00-</u>	<u>.00</u>	<u>.00</u>	<u>2,293.00-</u>
2017 140 MOBILE VIDEO REPLACEMENT GRANT				
CASH	.00	.00	.00	.00
TDOA	.00	.00	.00	.00
FUND TOTALS	<u>.00</u>	<u>.00</u>	<u>.00</u>	<u>.00</u>
2017 141 BULLET PROOF VEST GRANT				
CASH	5,430.50-	.00	.00	5,430.50-
TIME DEPOSIT ON ACCOUNT	.00	.00	.00	.00
MBIA MUNICIPAL INVESTORS SERV FUND TOTALS	<u>5,430.50-</u>	<u>.00</u>	<u>.00</u>	<u>5,430.50-</u>
2017 142 BURN JAG GRANT				
CASH	.00	.00	.00	.00
TIME DEPOSIT ON ACCOUNT	.00	.00	.00	.00
FUND TOTALS	<u>.00</u>	<u>.00</u>	<u>.00</u>	<u>.00</u>
2017 143 BYRNE JAG LOCAL GRANT				
CASH	.00	.00	.00	.00
TIME DEPOSIT ON ACCOUNT	.00	.00	.00	.00
FUND TOTALS	<u>.00</u>	<u>.00</u>	<u>.00</u>	<u>.00</u>
2017 145 SOLID WASTE GRANT				
CASH	203.03	.00	.00	203.03
TIME DEPOSIT ON ACCOUNT	.00	.00	.00	.00
FUND TOTALS	<u>203.03</u>	<u>.00</u>	<u>.00</u>	<u>203.03</u>
2017 147 MOBILE VIDEO REPLACEMENT GRANT				
CASH	.00	.00	.00	.00
TDOA	.00	.00	.00	.00
FUND TOTALS	<u>.00</u>	<u>.00</u>	<u>.00</u>	<u>.00</u>
2017 261 CAPITAL PROJECT ROADS PCT NO 1				
CASH	7.84	.00	.00	7.84
TIME DEPOSIT ON ACCOUNT	.00	.00	.00	.00
FUND TOTALS	<u>7.84</u>	<u>.00</u>	<u>.00</u>	<u>7.84</u>
2017 262 CAPITAL PROJECT ROADS PCT NO 2				
CASH	1.34	.00	.00	1.34
TIME DEPOSIT ON ACCOUNT	.00	.00	.00	.00
FUND TOTALS	<u>1.34</u>	<u>.00</u>	<u>.00</u>	<u>1.34</u>
2017 263 CAPITAL PROJECT PCT 3				
CASH	.00	.00	.00	.00

ACCOUNT NAME	BEGINNING CASH BALANCE	CASH RECEIPTS	CASH DISBURSEMENTS	ENDING CASH BALANCE
TIME DEPOSIT ON ACCOUNT	.00	.00	.00	.00
FUND TOTALS	.00	.00	.00	.00
2017 264 CAPITAL PROJECT PCT 4				
CASH	.00	.00	.00	.00
TIME DEPOSIT ON ACCOUNT	.00	.00	.00	.00
FUND TOTALS	.00	.00	.00	.00
2017 400 FRUITVALE 2011 TXCDBG 710056				
CASH	.00	.00	.00	.00
WATER GRANT CASH	.00	.00	.00	.00
FUND TOTALS	.00	.00	.00	.00
2017 401 BENWHEELERWSC 71348911131115				
FUND TOTALS	.00	.00	.00	.00
2017 402 LITTLEHOPEMOOREWSC713026081315				
FUND TOTALS	.00	.00	.00	.00
2017 540 PRETRIAL SUPERVISION				
CASH	51,008.31	4,125.36	4,298.05-	50,835.62
TDOA	100,412.03	53.05	.00	100,465.08
FUND TOTALS	151,420.34	4,178.41	4,298.05-	151,300.70
2017 541 COMMUNITY SUP & CORRECTIONS				
CASH	84,425.85	85,514.85	31,158.64-	138,782.06
PETTY CASH	100.00	.00	.00	100.00
TIME DEPOSIT ON ACCOUNT	259,608.87	137.18	.00	259,746.05
MBIA MUNICIPAL INVESTORS SERV	.00	.00	.00	.00
FUND TOTALS	344,134.72	85,652.03	31,158.64-	398,628.11
2017 542 ADULT PROBATION CIVIL				
CASH	59,673.53	2,451.00	1,393.79-	60,730.74
TDOA	273,130.24	144.32	.00	273,274.56
MBIA	.00	.00	.00	.00
FUND TOTALS	332,803.77	2,595.32	1,393.79-	334,005.30
2017 543 HIGH RISK SUBSTANCE ABUSE -CCP				
CASH	46.50	2,789.00	3,157.84-	322.34-
TIME DEPOSIT ON ACCOUNT	.00	.00	.00	.00
MBIA MUNICIPAL INVESTORS SERV	.00	.00	.00	.00
FUND TOTALS	46.50	2,789.00	3,157.84-	322.34-
2017 544 HIGH RISK SEX OFFENDER -CCP				
CASH	1,730.04	20,307.00	3,856.48-	18,180.56
TIME DEPOSIT ON ACCOUNT	.00	.00	.00	.00
MBIA MUNICIPAL INVESTORS SERV	.00	.00	.00	.00
FUND TOTALS	1,730.04	20,307.00	3,856.48-	18,180.56
2017 545 GRANT C COMMIT REDUCTION PROG				
CASH	8,542.30	5,512.59	4,761.53-	9,293.36
FUND TOTALS	8,542.30	5,512.59	4,761.53-	9,293.36
2017 546 JUVENILE PROBATION FUND				
CASH	259,612.55-	37,605.48	43,193.48-	265,200.55-
TIME DEPOSIT ON ACCOUNT	.00	.00	.00	.00
MBIA MUNICIPAL INVESTORS SERV	.00	.00	.00	.00

ACCOUNT NAME	BEGINNING CASH BALANCE	CASH RECEIPTS	CASH DISBURSEMENTS	ENDING CASH BALANCE
FUND TOTALS	259,612.55-	37,605.48	43,193.48-	265,200.55-
2017 547 VZCJPD STATE AID GRANT				
CASH	57,599.01	35,451.53	30,895.34-	62,155.20
TIME DEPOSIT ON ACCOUNT	.00	.00	.00	.00
MBIA MUNICIPAL INVESTORS SERV	.00	.00	.00	.00
FUND TOTALS	57,599.01	35,451.53	30,895.34-	62,155.20
2017 548 VZCJPD PROGRESSIVE SANCTIONS				
CASH	.00	.00	.00	.00
TIME DEPOSIT ON ACCOUNT	.00	.00	.00	.00
MBIA MUNICIPAL INVESTORS SERV	.00	.00	.00	.00
FUND TOTALS	.00	.00	.00	.00
2017 549 VZCJPD - GRANT N				
CASH	20,879.98	8,388.59	7,620.57-	21,648.00
TIME DEPOSIT ON ACCOUNT	.00	.00	.00	.00
MBIA MUNICIPAL INVESTORS SERV	.00	.00	.00	.00
FUND TOTALS	20,879.98	8,388.59	7,620.57-	21,648.00
2017 550 D A SUPPLEMENTAL FUND				
CASH	12,331.20	.00	2,033.16-	10,298.04
TIME DEPOSIT ON ACCOUNT	4,560.00	2.40	.00	4,562.40
MBIA MUNICIPAL INVESTORS SERV	.00	.00	.00	.00
FUND TOTALS	16,891.20	2.40	2,033.16-	14,860.44
2017 551 VOICES - JUV CJD GRANT				
VOICES - CJD JUV GRANT	9,498.87-	319.59	3,830.62-	13,009.90-
TIME DEPOSIT ON ACCOUNT	.00	.00	.00	.00
FUND TOTALS	9,498.87-	319.59	3,830.62-	13,009.90-
2017 552 ETCOG RESIDENTIAL				
CASH	3,711.00-	1,950.00	400.00-	2,161.00-
FUND TOTALS	3,711.00-	1,950.00	400.00-	2,161.00-
2017 553 V - JUV PROB POST FUND				
CASH	.00	.00	.00	.00
TIME DEPOSIT ON ACCOUNT	.00	.00	.00	.00
MBIA MUNICIPAL INVESTORS SERV	.00	.00	.00	.00
FUND TOTALS	.00	.00	.00	.00
2017 554 GRANT L SECURE FELONY REIMB				
GRANT L SECURE FELONY REIMB	665.00-	.00	.00	665.00-
TIME DEPOSIT ON ACCOUNT	.00	.00	.00	.00
FUND TOTALS	665.00-	.00	.00	665.00-
2017 555 JUVENILE PROBATION INTEREST				
CASH	23.18	1.37	.00	24.55
TIME DEPOSIT ON ACCOUNT	23,253.87	12.28	.00	23,266.15
MBIA MUNICIPAL INVESTORS SERV	.00	.00	.00	.00
FUND TOTALS	23,277.05	13.65	.00	23,290.70
2017 556 GRANT H-DIVERSION RESIDENTIAL				
CASH	.00	.00	.00	.00
FUND TOTALS	.00	.00	.00	.00
2017 557 GRANT I				
CASH	.00	.00	.00	.00

ACCOUNT NAME	BEGINNING CASH BALANCE	CASH RECEIPTS	CASH DISBURSEMENTS	ENDING CASH BALANCE
FUND TOTALS	.00	.00	.00	.00
2017 558 GRANT S				
CASH	15,208.80	4,770.59	3,564.10-	16,415.29
FUND TOTALS	15,208.80	4,770.59	3,564.10-	16,415.29
2017 559 MENTAL IMPAIRMENT CASELOAD				
CASH	.00	8,768.00	5,192.20-	3,575.80
TIME DEPOSIT ON ACCOUNT	.00	.00	.00	.00
MBIA MUNICIPAL INVESTORS SERV	.00	.00	.00	.00
FUND TOTALS	.00	8,768.00	5,192.20-	3,575.80
2017 560 SALARY ADJUSTMENT FOR JUV PROB				
CASH	1.33-	.00	.00	1.33-
TIME DEPOSIT ON ACCOUNT	.00	.00	.00	.00
MBIA MUNICIPAL INVESTORS SERV	.00	.00	.00	.00
FUND TOTALS	1.33-	.00	.00	1.33-
2017 562 TITLE IV-E FEDERAL FOSTER CARE				
CASH	.00	.00	.00	.00
TIME DEPOSIT ON ACCOUNT	.00	.00	.00	.00
MBIA MUNICIPAL INVESTORS SERV	.00	.00	.00	.00
FUND TOTALS	.00	.00	.00	.00
2017 563 FRUITVALE WATER TDHCA 720076				
FRUITVALE WATER SUPPLY	.00	.00	.00	.00
MBIA MUNICIPAL INVESTORS SERV	.00	.00	.00	.00
FUND TOTALS	.00	.00	.00	.00
2017 564 ICB				
CASH	.00	.00	.00	.00
FUND TOTALS	.00	.00	.00	.00
2017 565 INDIGENT DEFENSE GRANT				
CASH	6,152.82	12,298.09	9,987.72-	8,463.19
TIME DEPOSIT ON ACCOUNT	304.85	.15	.00	305.00
FUND TOTALS	6,457.67	12,298.24	9,987.72-	8,768.19
2017 567 ABATEMENT OFFICER				
CASH	51,084.46	38,141.63	34,013.79-	55,212.30
TDOA	.00	.00	.00	.00
FUND TOTALS	51,084.46	38,141.63	34,013.79-	55,212.30
2017 568 TECHNOLOGY RESOURCES				
CASH	1.50	.00	.00	1.50
TIME DEPOSIT ON ACCOUNT	.00	.00	.00	.00
FUND TOTALS	1.50	.00	.00	1.50
2017 569 HAVA ELECTION GRANT				
CASH	11,327.07	.00	.00	11,327.07
FUND TOTALS	11,327.07	.00	.00	11,327.07
2017 570 GOLDEN WATER SUPPLY CORP				
GOLDEN WATER TDHCA 726216	.00	.00	.00	.00
MBIA MUNICIPAL INVESTORS SERVI	.00	.00	.00	.00
FUND TOTALS	.00	.00	.00	.00
2017 580 D.A. CHECK COLLECTION FUND				
CASH	8,633.20	253.08	348.16-	8,538.12

ACCOUNT NAME	BEGINNING CASH BALANCE	CASH RECEIPTS	CASH DISBURSEMENTS	ENDING CASH BALANCE
TIME DEPOSIT ON ACCOUNT	10,132.79	5.35	.00	10,138.14
MBIA MUNICIPAL INVESTORS SERV	.00	.00	.00	.00
FUND TOTALS	<u>18,765.99</u>	<u>258.43</u>	<u>348.15-</u>	<u>18,676.26</u>
2017 591 CONSTABLE #1 TLEOSE FUND				
CASH	234.37	977.09	.00	1,211.46
CASH - CITIZENS NATIONAL	.49-	.00	.00	.49-
TDOA	.00	.00	.00	.00
MBIA MUNICIPAL INVESTORS SERV	.00	.00	.00	.00
FUND TOTALS	<u>233.88</u>	<u>977.09</u>	<u>.00</u>	<u>1,210.97</u>
2017 592 CONSTABLE #2 TLEOSE FUND				
CASH	604.68	.00	.00	604.68
CASH OTHER	.00	.00	.00	.00
MBIA MUNICIPAL INVESTORS SERV	.00	.00	.00	.00
FUND TOTALS	<u>604.68</u>	<u>.00</u>	<u>.00</u>	<u>604.68</u>
2017 593 CONSTABLE #3 TLEOSE FUND				
CASH	.00	.00	.00	.00
CASH OTHER - ANB/CANTON	1,790.75	.00	.00	1,790.75
MBIA MUNICIPAL INVESTORS SERV	.00	.00	.00	.00
FUND TOTALS	<u>1,790.75</u>	<u>.00</u>	<u>.00</u>	<u>1,790.75</u>
2017 594 CONSTABLE #4 TLEOSE FUND				
CASH	4,198.02	.00	475.04-	3,722.98
TIME DEPOSIT ON ACCOUNT	.00	.00	.00	.00
MBIA MUNICIPAL INVESTORS SERV	.00	.00	.00	.00
FUND TOTALS	<u>4,198.02</u>	<u>.00</u>	<u>475.04-</u>	<u>3,722.98</u>
2017 595 SHERIFF TLEOSE FUND				
CASH	6,885.14	4,268.13	.00	11,153.27
MBIA MUNICIPAL INVESTORS SESRV	.00	.00	.00	.00
FUND TOTALS	<u>6,885.14</u>	<u>4,268.13</u>	<u>.00</u>	<u>11,153.27</u>
2017 596 DA TLEOSE FUND				
CASH	1,436.88	.00	.00	1,436.88
MBIA MUNICIPAL INVESTORS SERV	.00	.00	.00	.00
FUND TOTALS	<u>1,436.88</u>	<u>.00</u>	<u>.00</u>	<u>1,436.88</u>
2017 597 VZC COMMISSARY PERSONNEL FUND				
CASH	2.41-	.00	.00	2.41-
MBIA MUNICIPAL INVESTORS SERV	.00	.00	.00	.00
FUND TOTALS	<u>2.41-</u>	<u>.00</u>	<u>.00</u>	<u>2.41-</u>
2017 598 SHERIFF - CANINE DRUG ACCOUNT				
CASH	.00	.00	.00	.00
CASH EW FNB 5058	.00	.00	.00	.00
MBIA MUNICIPAL INVESTORS SERV	.00	.00	.00	.00
FUND TOTALS	<u>.00</u>	<u>.00</u>	<u>.00</u>	<u>.00</u>
2017 600 JUSTICE COURT TECHNOLOGY FUND				
CASH	9,304.80	1,536.03	.00	10,840.83
TIME DEPOSIT ON ACCOUNT	20,046.58	10.59	.00	20,057.17
MBIA MUNICIPAL INVESTORS SERV	.00	.00	.00	.00
FUND TOTALS	<u>29,351.38</u>	<u>1,546.62</u>	<u>.00</u>	<u>30,898.00</u>
2017 601 VZC COURTHOUSE BEAUTIFICATION				
CASH	.00	.00	.00	.00

ACCOUNT NAME	BEGINNING CASH BALANCE	CASH RECEIPTS	CASH DISBURSEMENTS	ENDING CASH BALANCE
FUND TOTALS	<u>.00</u>	<u>.00</u>	<u>.00</u>	<u>.00</u>
2017 602 CHILD ADVOCACY				
HISTORICAL COMMISSION CASH	9.08	.00	.00	9.08
MBIA MUNICIPAL INVESTORS SERV	.00	.00	.00	.00
FUND TOTALS	<u>9.08</u>	<u>.00</u>	<u>.00</u>	<u>9.08</u>
2017 800 CONTRIBUTION RELIEF FUND				
CASH	.00	.00	.00	.00
TIME DEPOSIT ON ACCOUNT	16,082.93	.00	.00	16,082.93
FUND TOTALS	<u>16,082.93</u>	<u>.00</u>	<u>.00</u>	<u>16,082.93</u>
2017 801 HURRICANE RITA - ASSISTANCE				
CASH	.00	.00	.00	.00
TIME DEPOSIT ON ACCOUNT	.00	.00	.00	.00
FUND TOTALS	<u>.00</u>	<u>.00</u>	<u>.00</u>	<u>.00</u>
2017 802 VETERAN'S MEMORIAL WALL FUND				
CASH	.55	.00	.00	.55
TIME DEPOSIT ON ACCOUNT	.00	.00	.00	.00
FUND TOTALS	<u>.55</u>	<u>.00</u>	<u>.00</u>	<u>.55</u>
2017 803 HISTORICAL COMMISSION				
HISTORICAL COMMISSION CASH	10,127.31	445.00	.00	10,572.31
TIME DEPOSIT ON ACCOUNT	.16	.00	.00	.16
FUND TOTALS	<u>10,127.47</u>	<u>445.00</u>	<u>.00</u>	<u>10,572.47</u>
2017 804 VAN TORNADO-ASSISTANCE				
VAN TORNADO-ASSISTANCE-CASH	43,988.27-	.00	.00	43,988.27-
VTASST-TIME DEPOSITON ACCOUNT	.00	.00	.00	.00
FUND TOTALS	<u>43,988.27-</u>	<u>.00</u>	<u>.00</u>	<u>43,988.27-</u>
2017 805 FEMA - DEC 2015 STORM				
CASH	470.66	.00	.00	470.66
TIME DEPOSIT ON ACCOUNT	.00	.00	.00	.00
FUND TOTALS	<u>470.66</u>	<u>.00</u>	<u>.00</u>	<u>470.66</u>
2017 806 FEMA APRIL 2016 STORM				
CASH	472,261.39	.00	472,261.39-	.00
TIME DEPOSIT ON ACCOUNT	.00	.00	.00	.00
FUND TOTALS	<u>472,261.39</u>	<u>.00</u>	<u>472,261.39-</u>	<u>.00</u>
GRAND TOTALS	<u>10,648,853.50</u>	<u>3,503,765.75</u>	<u>2,755,814.90-</u>	<u>11,396,804.35</u>

ACCOUNT NUMBER	ACCOUNT NAME	DATE	AMDMT NUMBER	OLD BUDGET AMOUNT	AMENDED BUDGET AMOUNT	AMOUNT OF CHANGE	DESCRIPTION	CLK
2017 010-370-102	INSURANCE PROCEEDS	02/14/2017	170028	.00	272.88-	272.88-	INCREASE BUDGET	FT
	TOTAL AMENDMENTS		1	TOTAL CHANGES	272.88-			
2017 010-390-021	TRANSFER FROM R&B	01/25/2017	170019	.00	2,662.24-	2,662.24-	PROVIDE FUNDS FOR HR POSITI	KE
2017 010-390-022	TRANSFER FROM R&B	01/25/2017	170019	.00	2,662.24-	2,662.24-	PROVIDE FUNDS FOR HR POSITI	KE
2017 010-390-023	TRANSFER FROM R&B	01/25/2017	170019	.00	2,662.24-	2,662.24-	PROVIDE FUNDS FOR HR POSITI	KE
2017 010-390-024	TRANSFER FROM R&B	01/25/2017	170019	.00	2,662.24-	2,662.24-	PROVIDE FUNDS FOR HR POSITI	KE
	TOTAL AMENDMENTS		4	TOTAL CHANGES	10,648.96-			
2017 010-402-103	SALARIES - EMPLOYE	01/04/2017	170015	.00	25,522.50	25,522.50	TO FUND NEW H/R EMPLOYEE	KE
2017 010-402-103	SALARIES - EMPLOYE	01/04/2017	170016	25,522.50	31,875.00	6,352.50	TO FUND NEW H/R EMPLOYEE	KE
2017 010-402-201	SOCIAL SECURITY TA	01/04/2017	170015	.00	1,952.47	1,952.47	TO FUND NEW H/R EMPLOYEE	KE
2017 010-402-201	SOCIAL SECURITY TA	01/04/2017	170016	1,952.47	2,438.44	485.97	TO FUND NEW H/R EMPLOYEE	KE
2017 010-402-202	GROUP INSURANCE	01/04/2017	170015	.00	7,724.16	7,724.16	TO FUND NEW H/R EMPLOYEE	KE
2017 010-402-203	RETIREMENT CONTRIB	01/04/2017	170015	.00	2,026.49	2,026.49	TO FUND NEW H/R EMPLOYEE	KE
2017 010-402-203	RETIREMENT CONTRIB	01/04/2017	170016	2,026.49	2,530.89	504.40	TO FUND NEW H/R EMPLOYEE	KE
2017 010-402-204	WORKERS COMPENSATI	01/04/2017	170015	.00	241.96	241.96	TO FUND NEW H/R EMPLOYEE	KE
2017 010-402-204	WORKERS COMPENSATI	01/04/2017	170016	241.96	279.45	37.49	TO FUND NEW H/R EMPLOYEE	KE
2017 010-402-206	UNEMPLOYMENT INSUR	01/04/2017	170015	.00	275.64	275.64	TO FUND NEW H/R EMPLOYEE	KE
2017 010-402-206	UNEMPLOYMENT INSUR	01/04/2017	170016	275.64	344.25	68.61	TO FUND NEW H/R EMPLOYEE	KE
2017 010-402-310	OFFICE SUPPLIES	01/04/2017	170016	.00	1,000.00	1,000.00	TO FUND NEW H/R EMPLOYEE	KE
2017 010-402-311	POSTAGE	01/04/2017	170016	.00	300.00	300.00	TO FUND NEW H/R EMPLOYEE	KE
2017 010-402-427	TRAINING	01/04/2017	170016	.00	1,200.00	1,200.00	TO FUND NEW H/R EMPLOYEE	KE
2017 010-402-495	MISCELLANEOUS EXPE	01/04/2017	170016	.00	700.00	700.00	TO FUND NEW H/R EMPLOYEE	KE
EXPENDITURES - HUMAN RESOURCE	TOTAL AMENDMENTS		15	TOTAL CHANGES	48,392.19			
2017 010-403-427	TRAINING	02/14/2017	170026	2,000.00	4,000.00	2,000.00	LINE ITEM TRANSFER	FT
EXPENDITURES - COUNTY CLERK	TOTAL AMENDMENTS		1	TOTAL CHANGES	2,000.00			
2017 010-404-103	SALARIES - EMPLOYE	02/14/2017	170026	.00	2,034.56	2,034.56	LINE ITEM TRANSFER	FT
2017 010-404-311	POSTAGE	02/14/2017	170026	12,000.00	9,965.44	2,034.56-	LINE ITEM TRANSFER	FT
2017 010-404-311	POSTAGE	02/14/2017	170026	9,965.44	7,965.44	2,000.00-	LINE ITEM TRANSFER	FT
EXPENDITURES - ELECTIONS	TOTAL AMENDMENTS		3	TOTAL CHANGES	2,000.00-			
2017 010-437-405	PSY EVALUATIONS/IN	03/31/2017	170044	20,000.00	18,000.00	2,000.00-	JURY TRIAL WITH 2 INTERPRET	KE
2017 010-437-413	COURT TRANSLATORS	03/31/2017	170044	7,000.00	9,000.00	2,000.00	JURY TRIAL WITH 2 INTERPRET	KE
EXPENDITURES - ADULT DIST CRT	TOTAL AMENDMENTS		2	TOTAL CHANGES	.00			
2017 010-445-406	TRANSCRIPTS AND DE	04/11/2017	170053	4,500.00	4,425.00	75.00-	LINE ITEM TRANSFER	KE
2017 010-445-495	MISCELLANEOUS	04/11/2017	170053	100.00	175.00	75.00	LINE ITEM TRANSFER	KE
EXPENDITURES - COUNTY COURT AT	TOTAL AMENDMENTS		2	TOTAL CHANGES	.00			
2017 010-463-311	POSTAGE	03/16/2017	170041	1,100.00	950.00	150.00-	TO PAY FOR CLERK'S NOTARY B	KE
2017 010-463-483	BONDING	03/16/2017	170041	.00	150.00	150.00	TO PAY FOR CLERK'S NOTARY B	KE
EXPENDITURES - JP 3	TOTAL AMENDMENTS		2	TOTAL CHANGES	.00			
2017 010-497-103	SALARIES - EMPLOYE	01/04/2017	170015	51,102.47	25,579.97	25,522.50-	TO FUND NEW H/R EMPLOYEE	KE
2017 010-497-201	SOCIAL SECURITY TA	01/04/2017	170015	7,306.00	5,353.53	1,952.47-	TO FUND NEW H/R EMPLOYEE	KE
2017 010-497-202	GROUP INSURANCE	01/04/2017	170015	23,172.48	15,448.32	7,724.16-	TO FUND NEW H/R EMPLOYEE	KE
2017 010-497-203	RETIREMENT CONTRIB	01/04/2017	170015	7,583.00	5,556.51	2,026.49-	TO FUND NEW H/R EMPLOYEE	KE
2017 010-497-204	WORKERS COMPENSATI	01/04/2017	170015	910.00	668.04	241.96-	TO FUND NEW H/R EMPLOYEE	KE
2017 010-497-206	UNEMPLOYMENT INSUR	01/04/2017	170015	560.00	284.36	275.64-	TO FUND NEW H/R EMPLOYEE	KE
EXPENDITURES - CO.TREASURER	TOTAL AMENDMENTS		6	TOTAL CHANGES	37,743.22-			
2017 010-499-103	SALARIES - EMPLOYE	04/11/2017	170052	124,906.74	136,897.94	11,991.20	ELIMINATED 2 P/T & CREATED	KE

ACCOUNT NUMBER	ACCOUNT NAME	DATE	AMDMT NUMBER	OLD BUDGET AMOUNT	AMENDED BUDGET AMOUNT	AMOUNT OF CHANGE	DESCRIPTION	CLK
2017 010-499-107	SALARIES-EXTRA HEL	04/11/2017	170052	34,843.99	20,363.77	14,480.22-	ELIMINATED 2 P/T & CREATED	KE
2017 010-499-201	SOCIAL SECURITY TA	04/11/2017	170052	15,617.00	15,966.20	349.20	ELIMINATED 2 P/T & CREATED	KE
2017 010-499-202	GROUP INSURANCE	04/11/2017	170052	46,344.96	50,207.04	3,862.08	ELIMINATED 2 P/T & CREATED	KE
2017 010-499-203	RETIREMENT CONTRIB	04/11/2017	170052	16,210.00	16,572.44	362.44	ELIMINATED 2 P/T & CREATED	KE
2017 010-499-204	WORKERS COMPENSATI	04/11/2017	170052	1,940.00	1,983.28	43.28	ELIMINATED 2 P/T & CREATED	KE
2017 010-499-206	UNEMPLOYMENT INSUR	04/11/2017	170052	1,350.00	1,479.50	129.50	ELIMINATED 2 P/T & CREATED	KE
EXPENDITURES - TAX COLLECTOR				TOTAL AMENDMENTS	7	TOTAL CHANGES	2,257.48	
2017 010-551-337	LAW ENFORCEMENT SU	02/14/2017	170026	200.00	437.00	237.00	LINE ITEM TRANSFER	FT
2017 010-551-428	FUEL AND LUBRICANT	01/26/2017	170020	1,500.00	1,343.00	157.00-	LINE ITEM TRANSFER	KE
2017 010-551-428	FUEL AND LUBRICANT	02/14/2017	170026	1,343.00	1,106.00	237.00-	LINE ITEM TRANSFER	FT
2017 010-551-451	AUTO MAINTENANCE	01/26/2017	170020	500.00	657.00	157.00	LINE ITEM TRANSFER	KE
EXPENDITURES - CONSTABLE PCT.1				TOTAL AMENDMENTS	4	TOTAL CHANGES	.00	
2017 010-700-132	TRANSFER TO SHERIF	02/14/2017	170028	2,453,000.00	2,453,272.88	272.88	INCREASE BUDGET	FT
TOTAL TRANSFERS				TOTAL AMENDMENTS	1	TOTAL CHANGES	272.88	
2017 015-560-492	DRUG INVESTIGATION	02/14/2017	170027	.00	3,500.00	3,500.00	INCREASE BUDGET	FT
2017 015-560-495	MISC	02/14/2017	170027	5,000.00	19,175.73	14,175.73	INCREASE BUDGET	FT
2017 015-560-572	EQUIPMENT	02/14/2017	170027	.00	5,000.00	5,000.00	INCREASE BUDGET	FT
EXPENDITURES - SHERIFF FORFEIT				TOTAL AMENDMENTS	3	TOTAL CHANGES	22,675.73	
2017 018-510-402	CONTRACT SERVICES	12/13/2016	170011	.00	2,000.00	2,000.00	LINE ITEM TRANSFER	FT
2017 018-510-495	MISCELLANEOUS	12/13/2016	170011	2,000.00	.00	2,000.00-	LINE ITEM TRANSFER	FT
EXPENDITURES - JUSTICE COURT				TOTAL AMENDMENTS	2	TOTAL CHANGES	.00	
2017 021-390-806	TRN FRM APR 2016 S	02/28/2017	170029	.00	88,438.17-	88,438.17-	FEMA FUNDS RECEIVED AND TRA	KE
TOTAL AMENDMENTS				1	TOTAL CHANGES	88,438.17-		
2017 021-621-107	SALARIES-EXTRA HEL	02/14/2017	170026	7,148.20	9,148.20	2,000.00	LINE ITEM TRANSFER	FT
2017 021-621-335	ROAD & BRIDGE MATE	02/14/2017	170026	637,675.35	634,675.35	3,000.00-	LINE ITEM TRANSFER	FT
2017 021-621-335	ROAD & BRIDGE MATE	02/14/2017	170026	634,675.35	615,164.07	19,511.28-	LINE ITEM TRANSFER	FT
2017 021-621-335	ROAD & BRIDGE MATE	02/28/2017	170031	615,164.07	605,164.07	10,000.00-	LINE ITEM TRANSFER	KE
2017 021-621-338	FEMA APR 2016 STOR	02/28/2017	170029	.00	88,438.17	88,438.17	FEMA FUNDS RECEIVED AND TRA	KE
2017 021-621-451	REPAIR & MAINT.-MA	02/28/2017	170031	21,400.00	31,400.00	10,000.00	LINE ITEM TRANSFER	KE
2017 021-621-495	MISCELLANEOUS EXPE	02/14/2017	170026	10,750.00	11,750.00	1,000.00	LINE ITEM TRANSFER	FT
2017 021-621-571	EQUIPMENT PURCHASE	02/14/2017	170026	15,000.00	34,511.28	19,511.28	LINE ITEM TRANSFER	FT
2017 021-621-571	EQUIPMENT PURCHASE	02/14/2017	170027	34,511.28	40,000.00	5,488.72	INCREASE BUDGET	FT
2017 021-621-571	EQUIPMENT PURCHASE	04/03/2017	170048	40,000.00	51,000.00	11,000.00	TO PURCHASE EQUIPMENT	KE
EXPENDITURES - R & B PCT.1				TOTAL AMENDMENTS	10	TOTAL CHANGES	104,926.89	
2017 021-700-010	TRANSFER TO GENERA	01/25/2017	170019	.00	2,662.24	2,662.24	PROVIDE FUNDS FOR HR POSITI	KE
EXPENDITURES - RB#1 TRANSFERS				TOTAL AMENDMENTS	1	TOTAL CHANGES	2,662.24	
2017 022-390-803	CARRY OVER FUND BA	01/26/2017	170021	.00	1,200,000.00-	1,200,000.00-	RECLASSIFY 2017 BUDGET RESO	KE
2017 022-390-804	TRN FROM VAN TORNA	01/26/2017	170024	200,000.00-	209,067.32-	9,067.32-	TO INCREASE BUDGET AMOUNT	KE
2017 022-390-804	TRN FROM VAN TORNA	01/26/2017	170021	209,067.32-	9,067.32-	200,000.00	RECLASSIFY 2017 BUDGET RESO	KE
2017 022-390-804	TRN FROM VAN TORNA	02/14/2017	170028	9,067.32-	18,134.64-	9,067.32-	INCREASE BUDGET	FT
2017 022-390-804	TRN FROM VAN TORNA	02/14/2017	170028	18,134.64-	18,468.42-	333.78-	INCREASE BUDGET	FT
2017 022-390-805	TRNSF FROM DEC 201	01/26/2017	170021	1,000,000.00-	.00	1,000,000.00	RECLASSIFY 2017 BUDGET RESO	KE
2017 022-390-805	TRNSF FROM DEC 201	02/14/2017	170028	.00	67,556.48-	67,556.48-	INCREASE BUDGET	FT
2017 022-390-806	TRN FRM APR 2016 S	02/28/2017	170029	.00	344,297.60-	344,297.60-	FEMA FUNDS RECEIVED AND TRA	KE
TOTAL AMENDMENTS				8	TOTAL CHANGES	430,322.50-		
2017 022-622-335	ROAD & BRIDGE MATE	10/30/2016	170003	450,000.00	446,000.00	4,000.00-	LINE ITEM TRANSFERS	FT

ACCOUNT NUMBER	ACCOUNT NAME	DATE	AMDMT NUMBER	OLD BUDGET AMOUNT	AMENDED BUDGET AMOUNT	AMOUNT OF CHANGE	DESCRIPTION	CLK
2017 022-622-335	ROAD & BRIDGE MATE	12/28/2016	170013	446,000.00	441,990.00	4,010.00-	LINE ITEM TRANSFER	KE
2017 022-622-335	ROAD & BRIDGE MATE	01/27/2017	170023	441,990.00	991,990.00	550,000.00	TO INCREASE 2017 R&B BUDGET	KE
2017 022-622-335	ROAD & BRIDGE MATE	02/14/2017	170026	991,990.00	986,990.00	5,000.00-	LINE ITEM TRANSFER	FT
2017 022-622-336	FEMA VAN TORNADO -	02/14/2017	170028	200,000.00	200,333.78	333.78	INCREASE BUDGET	FT
2017 022-622-337	FEMA DEC 2015 STOR	02/14/2017	170028	1,000,000.00	1,067,556.48	67,556.48	INCREASE BUDGET	FT
2017 022-622-338	FEMA APR 2016 STOR	02/28/2017	170029	.00	344,297.60	344,297.60	FEMA FUNDS RECEIVED AND TRA	KE
2017 022-622-461	MACHINERY RENTAL	10/30/2016	170003	.00	4,000.00	4,000.00	LINE ITEM TRANSFERS	FT
2017 022-622-461	MACHINERY RENTAL	12/28/2016	170013	4,000.00	8,010.00	4,010.00	LINE ITEM TRANSFER	KE
2017 022-622-571	EQUIPMENT PURCHASE	02/14/2017	170026	.00	5,000.00	5,000.00	LINE ITEM TRANSFER	FT
EXPENDITURES - R & B PCT.2			TOTAL AMENDMENTS	10	TOTAL CHANGES	962,187.86		
2017 022-700-010	TRANSFER TO GENERA	01/25/2017	170019	.00	2,662.24	2,662.24	PROVIDE FUNDS FOR HR POSITI	KE
EXPENDITURES - RB#2 TRANSFERS			TOTAL AMENDMENTS	1	TOTAL CHANGES	2,662.24		
2017 023-623-335	ROAD & BRIDGE MATE	10/12/2016	170001	935,784.00	930,284.00	5,500.00-	LINE ITEM TRANSFER	FT
2017 023-623-335	ROAD & BRIDGE MATE	10/30/2016	170003	930,284.00	924,284.00	6,000.00-	LINE ITEM TRANSFERS	FT
2017 023-623-335	ROAD & BRIDGE MATE	01/09/2017	170018	924,284.00	914,284.00	10,000.00-	LINE ITEM TRANSFER	FT
2017 023-623-451	REPAIR & MAINT-MAC	01/09/2017	170018	58,000.00	68,000.00	10,000.00	LINE ITEM TRANSFER	FT
2017 023-623-461	MACHINERY RENTAL	10/12/2016	170001	.00	5,500.00	5,500.00	LINE ITEM TRANSFER	FT
2017 023-623-461	MACHINERY RENTAL	10/30/2016	170003	5,500.00	11,500.00	6,000.00	LINE ITEM TRANSFERS	FT
2017 023-623-461	MACHINERY RENTAL	02/14/2017	170027	11,500.00	13,400.00	1,900.00	INCREASE BUDGET	FT
2017 023-623-571	EQUIPMENT PURCHASE	02/14/2017	170025	.00	20,900.00	20,900.00	INCREASE R & B PCT 3 BUDGET	FT
2017 023-623-571	EQUIPMENT PURCHASE	02/28/2017	170032	20,900.00	22,400.00	1,500.00	INCREASE THE BUDGET	KE
2017 023-623-571	EQUIPMENT PURCHASE	03/16/2017	170039	22,400.00	37,400.00	15,000.00	TO PURCHASE EQUIPMENT	KE
2017 023-623-571	EQUIPMENT PURCHASE	03/31/2017	170042	37,400.00	48,400.00	11,000.00	TO PURCHASE EQUIPMENT	KE
2017 023-623-571	EQUIPMENT PURCHASE	04/03/2017	170047	48,400.00	37,400.00	11,000.00-	REVERSE (CORRECT) B/A 17004	KE
EXPENDITURES - R & B PCT.3			TOTAL AMENDMENTS	12	TOTAL CHANGES	39,300.00		
2017 023-700-010	TRANSFER TO GENERA	01/25/2017	170019	.00	2,662.24	2,662.24	PROVIDE FUNDS FOR HR POSITI	KE
EXPENDITURES - RB#3 TRANSFERS			TOTAL AMENDMENTS	1	TOTAL CHANGES	2,662.24		
2017 024-390-804	TRN FROM VAN TORNA	10/30/2016	170004	.00	31,231.87-	31,231.87-	INCREASE FEMA BUDGET	FT
2017 024-390-804	TRN FROM VAN TORNA	01/09/2017	170017	31,231.87-	142,385.51-	111,153.64-	INCREASE BUDGET	FT
2017 024-390-804	TRN FROM VAN TORNA	02/14/2017	170028	142,385.51-	143,542.52-	1,157.01-	INCREASE BUDGET	FT
2017 024-390-806	TRN FRM APR 2016 S	02/28/2017	170029	.00	39,525.62-	39,525.62-	FEMA FUNDS RECEIVED AND TRA	KE
EXPENDITURES - R & B PCT.3			TOTAL AMENDMENTS	4	TOTAL CHANGES	183,068.14-		
2017 024-624-335	ROAD & BRIDGE MATE	11/07/2016	170006	656,337.00	671,337.00	15,000.00	INCREASE BUDGET	FT
2017 024-624-336	FEMA VAN TORNADO -	10/30/2016	170004	.00	31,231.87	31,231.87	INCREASE FEMA BUDGET	FT
2017 024-624-336	FEMA VAN TORNADO -	01/09/2017	170017	31,231.87	142,385.51	111,153.64	INCREASE BUDGET	FT
2017 024-624-336	FEMA VAN TORNADO -	02/14/2017	170028	142,385.51	143,542.52	1,157.01	INCREASE BUDGET	FT
2017 024-624-338	FEMA APR 2016 STOR	02/28/2017	170029	.00	39,525.62	39,525.62	FEMA FUNDS RECEIVED AND TRA	KE
2017 024-624-571	EQUIPMENT PURCHASE	11/03/2016	170005	.00	23,500.00	23,500.00	INCREASE BUDGET	FT
2017 024-624-571	EQUIPMENT PURCHASE	12/28/2016	170012	23,500.00	54,500.00	31,000.00	INCREASE 2017 BUDGET TO PUR	KE
EXPENDITURES - PCT.4			TOTAL AMENDMENTS	7	TOTAL CHANGES	252,568.14		
2017 024-700-010	TRANSFER TO GENERA	01/25/2017	170019	.00	2,662.24	2,662.24	PROVIDE FUNDS FOR HR POSITI	KE
EXPENDITURES - RB#4 TRANSFERS			TOTAL AMENDMENTS	1	TOTAL CHANGES	2,662.24		
2017 031-700-021	TRANSFER TO R&B #1	02/14/2017	170027	.00	5,488.72	5,488.72	INCREASE BUDGET	FT
EXPENDITURES - R & B PCT.1			TOTAL AMENDMENTS	1	TOTAL CHANGES	5,488.72		
2017 035-476-310	OFFICE SUPPLIES	02/14/2017	170026	4,585.00	3,585.00	1,000.00-	LINE ITEM TRANSFER	FT
2017 035-476-427	TRAINING	02/14/2017	170026	1,500.00	2,500.00	1,000.00	LINE ITEM TRANSFER	FT
EXPENDITURES - VICTIM COORDINA			TOTAL AMENDMENTS	2	TOTAL CHANGES	.00		

ACCOUNT NUMBER	ACCOUNT NAME	DATE	AMDMT NUMBER	OLD BUDGET AMOUNT	AMENDED BUDGET AMOUNT	AMOUNT OF CHANGE	DESCRIPTION	CLK
2017 042-650-424	EDP SYSTEM	04/11/2017	170050	1,279.00	857.17	421.83-	LINE ITEM TRANSFER	KE
2017 042-650-427	TRAINING	04/11/2017	170050	1,000.00	1,421.83	421.83	LINE ITEM TRANSFER	KE
EXPENDITURES - LIBRARY			TOTAL AMENDMENTS	2	TOTAL CHANGES	.00		
2017 052-450-427	TRAINING	03/31/2017	170043	2,000.00	500.00	1,500.00-	TO PURCHASE SCANNER FOR DIS	KE
2017 052-450-572	OFFICE EQUIPMENT	03/31/2017	170043	.00	1,500.00	1,500.00	TO PURCHASE SCANNER FOR DIS	KE
			TOTAL AMENDMENTS	2	TOTAL CHANGES	.00		
2017 059-450-407	MICROFILMING/IMAGI	03/16/2017	170038	50,000.00	47,000.00-	3,000.00-	TO PURCHASE MAP PROTECTORS	KE
2017 059-450-495	MISCELLANEOUS EXPE	03/16/2017	170038	.00	3,000.00	3,000.00	TO PURCHASE MAP PROTECTORS	KE
			TOTAL AMENDMENTS	2	TOTAL CHANGES	.00		
2017 131-340-205	INSURANCE PROCEEDS	01/27/2017	170022	.00	34,786.40-	34,786.40-	PROCEEDS FROM INSURANCE CLA	KE
2017 131-340-205	INSURANCE PROCEEDS	02/28/2017	170033	34,786.40-	44,708.00-	9,921.60-	INSUR. PROCEEDS-FROM TAC FO	KE
			TOTAL AMENDMENTS	2	TOTAL CHANGES	44,708.00-		
2017 131-512-440	ELECTRICITY	03/07/2017	170035	70,000.00	68,500.00	1,500.00-	LINE ITEM TRANSFER FOR JAIL	FT
2017 131-512-440	ELECTRICITY	03/16/2017	170040	68,500.00	67,000.00	1,500.00-	TO PURCHASE OVENS FOR JAIL	KE
2017 131-512-450	REPAIR & MAINT. BL	03/07/2017	170035	75,000.00	73,500.00	1,500.00-	LINE ITEM TRANSFER FOR JAIL	FT
2017 131-512-450	REPAIR & MAINT. BL	03/16/2017	170040	73,500.00	72,000.00	1,500.00-	TO PURCHASE OVENS FOR JAIL	KE
2017 131-512-451	REPAIR & MAIN-MACH	03/07/2017	170035	3,000.00	9,000.00	6,000.00	LINE ITEM TRANSFER FOR JAIL	FT
2017 131-512-451	REPAIR & MAIN-MACH	03/16/2017	170040	9,000.00	8,750.00	250.00-	TO PURCHASE OVENS FOR JAIL	KE
2017 131-512-495	MISCELLANEOUS	03/07/2017	170035	7,500.00	4,500.00	3,000.00-	LINE ITEM TRANSFER FOR JAIL	FT
2017 131-512-495	MISCELLANEOUS	03/16/2017	170040	4,500.00	1,500.00	3,000.00-	TO PURCHASE OVENS FOR JAIL	KE
2017 131-512-571	EQUIPMENT	01/27/2017	170022	8,000.00	42,786.40	34,786.40	PROCEEDS FROM INSURANCE CLA	KE
2017 131-512-571	EQUIPMENT	02/28/2017	170030	42,786.40	68,897.40	26,111.00	TO COMPLETE REPAIRS OF CAME	KE
2017 131-512-571	EQUIPMENT	02/28/2017	170033	68,897.40	78,819.00	9,921.60	INSUR. PROCEEDS-FROM TAC FO	KE
2017 131-512-571	EQUIPMENT	03/16/2017	170040	78,819.00	85,069.00	6,250.00	TO PURCHASE OVENS FOR JAIL	KE
EXPENDITURES - VZC JAIL			TOTAL AMENDMENTS	12	TOTAL CHANGES	70,819.00		
2017 132-352-400	GRANT PROCEEDS	02/14/2017	170027	.00	69,000.00-	69,000.00-	INCREASE BUDGET	FT
			TOTAL AMENDMENTS	1	TOTAL CHANGES	69,000.00-		
2017 132-390-010	TRANSFER FROM GENE	02/14/2017	170028	2,453,000.00-	2,453,272.88-	272.88-	INCREASE BUDGET	FT
			TOTAL AMENDMENTS	1	TOTAL CHANGES	272.88-		
2017 132-560-454	AUTOMOTIVE MAINTEN	02/14/2017	170028	50,000.00	50,272.88	272.88	INCREASE BUDGET	FT
2017 132-560-458	RADIO REPAIR	02/22/2017	170028	1,500.00	5,187.30	3,687.30	TO REPAIR THE FIRE DEPARTME	KE
2017 132-560-495	MISCELLANEOUS	02/28/2017	170034	8,500.00	10,750.00	2,250.00	INCREASE BUDGET-UTILIZE DON	KE
2017 132-560-571	EQUIPMENT PURCHASE	02/14/2017	170027	5,000.00	74,000.00	69,000.00	INCREASE BUDGET	FT
EXPENDITURES - SHERIFF OFFICE			TOTAL AMENDMENTS	4	TOTAL CHANGES	75,210.18		
2017 540-344-104	DRUG TESTING	03/15/2017	170036	4,576.00-	1,673.00-	2,903.00	REQUESTED BUDGET ADJUSTMENT	KE
			TOTAL AMENDMENTS	1	TOTAL CHANGES	2,903.00		
2017 540-570-103	SALARIES - EMPLOYE	03/15/2017	170036	24,030.00	24,775.00	745.00	REQUESTED BUDGET ADJUSTMENT	KE
2017 540-570-201	SOCIAL SECURITY TA	03/15/2017	170036	1,838.00	1,895.00	57.00	REQUESTED BUDGET ADJUSTMENT	KE
2017 540-570-202	GROUP INSURANCE	03/15/2017	170036	7,000.00	5,830.00	1,170.00-	REQUESTED BUDGET ADJUSTMENT	KE
2017 540-570-203	RETIREMENT CONTRIB	03/15/2017	170036	1,908.00	2,047.00	139.00	REQUESTED BUDGET ADJUSTMENT	KE
2017 540-570-206	UNEMPLOYMENT INSUR	03/15/2017	170036	260.00	287.00	27.00	REQUESTED BUDGET ADJUSTMENT	KE
2017 540-570-572	EQUIPMENT	03/15/2017	170036	10,000.00	7,299.00	2,701.00-	REQUESTED BUDGET ADJUSTMENT	KE
			TOTAL AMENDMENTS	6	TOTAL CHANGES	2,903.00-		
2017 541-333-101	STATE AID - SUPERV	11/08/2016	170007	142,790.00-	156,656.00-	13,866.00-	BUDGET AMENDMENTS ADULT PRO	KE
			TOTAL AMENDMENTS	1	TOTAL CHANGES	13,866.00-		

ACCOUNT NUMBER	ACCOUNT NAME	DATE	AMDMT NUMBER	OLD BUDGET AMOUNT	AMENDED BUDGET AMOUNT	AMOUNT OF CHANGE	DESCRIPTION	ADULT	PRO	KE	CLK
2017 541-344-100	PROBATION FEES	11/08/2016	170007	375,830.00-	360,830.00-	15,000.00	BUDGET AMENDMENTS				KE
2017 541-344-104	DRUG TESTING	11/08/2016	170007	21,000.00-	19,435.00-	1,565.00	BUDGET AMENDMENTS				KE
			TOTAL AMENDMENTS	2	TOTAL CHANGES	16,565.00					
2017 541-570-103	SALARIES - EMPLOYE	11/08/2016	170007	260,255.00	409,322.00	149,067.00	BUDGET AMENDMENTS				KE
2017 541-570-201	SOCIAL SECURITY TA	11/08/2016	170007	26,030.00	37,434.00	11,404.00	BUDGET AMENDMENTS				KE
2017 541-570-203	RETIREMENT CONTRIB	11/08/2016	170007	27,017.00	38,853.00	11,836.00	BUDGET AMENDMENTS				KE
2017 541-570-206	UNEMPLOYMENT INSUR	11/08/2016	170007	3,675.00	5,375.00	1,700.00	BUDGET AMENDMENTS				KE
2017 541-570-310	SUPPLIES/OPERATION	11/08/2016	170007	18,250.00	77,281.00	59,031.00	BUDGET AMENDMENTS				KE
2017 541-570-408	CONTRACT SERVICES	11/08/2016	170007	37,855.00	18,825.00	19,030.00-	BUDGET AMENDMENTS				KE
2017 541-570-419	PROFESSIONAL FEES	11/08/2016	170007	25,121.00	30,791.00	5,670.00	BUDGET AMENDMENTS				KE
2017 541-570-420	TELEPHONE - UTILIT	11/08/2016	170007	3,875.00	4,200.00	325.00	BUDGET AMENDMENTS				KE
2017 541-570-428	TRAVEL	11/08/2016	170007	8,250.00	20,250.00	12,000.00	BUDGET AMENDMENTS				KE
2017 541-570-429	FURNISHED TRAVEL	11/08/2016	170007	5,500.00	53,000.00	47,500.00	BUDGET AMENDMENTS				KE
2017 541-570-572	EQUIPMENT	11/08/2016	170007	8,100.00	33,100.00	25,000.00	BUDGET AMENDMENTS				KE
	EXPENDITURES - SUPERVISION		TOTAL AMENDMENTS	11	TOTAL CHANGES	304,503.00					
2017 542-344-101	CIVIL REVENUE	03/31/2017	170045	31,000.00-	25,150.00-	5,850.00	LINE ITEM TRANSFERS				KE
			TOTAL AMENDMENTS	1	TOTAL CHANGES	5,850.00					
2017 542-570-103	SALARIES	03/31/2017	170045	20,000.00	10,650.00	9,350.00-	LINE ITEM TRANSFERS				KE
2017 542-570-201	SOCIAL SECURITY TA	04/03/2017	170046	1,798.00	1,071.00	727.00-	TO CORRECT B/A #170045				KE
2017 542-570-202	GROUP INSURANCE	03/31/2017	170045	3,500.00	2,773.00	727.00-	LINE ITEM TRANSFERS				KE
2017 542-570-202	GROUP INSURANCE	03/31/2017	170045	2,773.00	693.00	2,080.00-	LINE ITEM TRANSFERS				KE
2017 542-570-202	GROUP INSURANCE	04/03/2017	170046	693.00	1,420.00	727.00-	TO CORRECT B/A #170045				KE
2017 542-570-203	RETIREMENT CONTRIB	03/31/2017	170045	1,866.00	1,112.00	754.00-	LINE ITEM TRANSFERS				KE
2017 542-570-206	UNEMPLOYMENT	03/31/2017	170045	254.00	200.00	54.00-	LINE ITEM TRANSFERS				KE
2017 542-570-310	OFFICE SUPPLIES	03/31/2017	170045	1,267.00	7,197.00	5,930.00	LINE ITEM TRANSFERS				KE
			TOTAL AMENDMENTS	8	TOTAL CHANGES	7,035.00-					
2017 543-333-103	STATE AID - SUBSTA	11/08/2016	170007	28,266.00-	29,624.00-	1,358.00-	BUDGET AMENDMENTS				KE
			TOTAL AMENDMENTS	1	TOTAL CHANGES	1,358.00-					
2017 543-390-541	TRANSFER FROM SUP	11/08/2016	170008	11,616.00-	12,950.00-	1,334.00-	BUDGET AMENDMENTS				KE
			TOTAL AMENDMENTS	1	TOTAL CHANGES	1,334.00-					
2017 543-573-103	SALARIES - EMPLOYE	11/08/2016	170007	34,000.00	36,000.00	2,000.00	BUDGET AMENDMENTS				KE
2017 543-573-201	SOCIAL SECURITY TA	11/08/2016	170007	2,601.00	2,754.00	153.00	BUDGET AMENDMENTS				KE
2017 543-573-203	RETIREMENT CONTRIB	11/08/2016	170007	2,700.00	2,858.00	158.00	BUDGET AMENDMENTS				KE
2017 543-573-206	UNEMPLOYMENT INSUR	11/08/2016	170007	368.00	740.00	372.00	BUDGET AMENDMENTS				KE
2017 543-573-419	PROFESSIONAL FEES	11/08/2016	170007	213.00	222.00	9.00	BUDGET AMENDMENTS				KE
	EXPENDITURES - SUBSTANCE ABUSE		TOTAL AMENDMENTS	5	TOTAL CHANGES	2,692.00					
2017 544-333-104	STATE AID - OFFEND	11/08/2016	170007	50,103.00-	51,603.00-	1,500.00-	BUDGET AMENDMENTS				KE
			TOTAL AMENDMENTS	1	TOTAL CHANGES	1,500.00-					
2017 544-574-103	SALARIES-EMPLOYEES	11/08/2016	170007	42,620.00	43,900.00	1,280.00	BUDGET AMENDMENTS				KE
2017 544-574-201	SOCIAL SECURITY TA	11/08/2016	170007	3,261.00	3,358.00	97.00	BUDGET AMENDMENTS				KE
2017 544-574-203	RETIREMENT CONTRIB	11/08/2016	170007	3,385.00	3,486.00	101.00	BUDGET AMENDMENTS				KE
2017 544-574-206	UNEMPLOYMENT INSUR	11/08/2016	170007	461.00	471.00	10.00	BUDGET AMENDMENTS				KE
2017 544-574-419	PROFESSIONAL FEES	11/08/2016	170007	376.00	388.00	12.00	BUDGET AMENDMENTS				KE
	EXPENDITURES - OFFENDER		TOTAL AMENDMENTS	5	TOTAL CHANGES	1,500.00					
2017 546-582-340	YOUTH COMMUNT SERV	04/05/2017	170049	.00	250.00	250.00	TO INCREASE BUDGET				KE
	EXPENDITURES - JUV LOCAL		TOTAL AMENDMENTS	1	TOTAL CHANGES	250.00					

ACCOUNT NUMBER	ACCOUNT NAME	DATE	AMDMT NUMBER	OLD BUDGET AMOUNT	AMENDED BUDGET AMOUNT	AMOUNT OF CHANGE	DESCRIPTION	CLK
2017 546-587-441	GAS EXPENDITURES DETENTION LOCAL	10/13/2016	170002	.00	400.00	400.00	LINE ITEM TRANSFER	FT
			TOTAL AMENDMENTS	1	TOTAL CHANGES	400.00		
2017 547-333-110	STATE AID - JUVENI	11/23/2016	170010	322,027.00-	349,631.00-	27,604.00-	INCREASE JUV PROBATION BUDG	FT
			TOTAL AMENDMENTS	1	TOTAL CHANGES	27,604.00-		
2017 547-587-402	PROBATION EXTERNAL	11/23/2016	170010	.00	1,148.00	1,148.00	INCREASE JUV PROBATION BUDG	FT
2017 547-587-402	PROBATION EXTERNAL	12/28/2016	170014	1,148.00	1,238.85	90.85	GRANT R BUDGET ADJUSTMENT	KE
2017 547-587-411	RESIDENTIAL SERVIC	11/23/2016	170010	.00	24,000.00	24,000.00	INCREASE JUV PROBATION BUDG	FT
2017 547-587-427	TRAINING	11/23/2016	170010	.00	2,456.00	2,456.00	INCREASE JUV PROBATION BUDG	FT
2017 547-587-427	TRAINING	12/28/2016	170014	2,456.00	2,365.15	90.85-	GRANT R BUDGET ADJUSTMENT	KE
2017 547-587-495	MISCELLANEOUS EXPE	10/13/2016	170002	400.00	.00	400.00-	LINE ITEM TRANSFER	FT
2017 547-587-495	EXPENDITURES - TJCP RESIDENTIA		TOTAL AMENDMENTS	6	TOTAL CHANGES	27,204.00		
2017 552-582-410	PSYCHOLOGICALS-ETC	11/16/2016	170009	7,000.00	6,000.00	1,000.00-	REDUCE BUDGET	FT
			TOTAL AMENDMENTS	1	TOTAL CHANGES	1,000.00-		
2017 559-390-541	TRANSFER FROM SUPE	11/08/2016	170008	30,306.00-	32,229.00-	1,923.00-	BUDGET AMENDMENTS ADULT PRO	KE
			TOTAL AMENDMENTS	1	TOTAL CHANGES	1,923.00-		
2017 559-570-103	SALARIES - EMPLOYE	11/08/2016	170007	55,300.00	56,959.00	1,659.00	BUDGET AMENDMENTS ADULT PRO	KE
2017 559-570-201	SOCIAL SECURITY	11/08/2016	170007	.00	126.00	126.00	BUDGET AMENDMENTS ADULT PRO	KE
2017 559-570-203	RETIREMENT CONTRIB	11/08/2016	170007	4,391.00	4,523.00	132.00	BUDGET AMENDMENTS ADULT PRO	KE
2017 559-570-206	UNEMPLOYMENT INSUR	11/08/2016	170007	598.00	604.00	6.00	BUDGET AMENDMENTS ADULT PRO	KE
2017 559-570-206	EXPENDITURES - MENTAL IMPAIRME		TOTAL AMENDMENTS	4	TOTAL CHANGES	1,923.00		
2017 567-435-402	CONTRACT SERVICES	04/11/2017	170051	4,900.00	4,400.00	500.00-	TO PURCHASE CAMERA FOR ABAT	KE
2017 567-435-572	OFFICE EQUIPMENT	04/11/2017	170051	.00	500.00	500.00	TO PURCHASE CAMERA FOR ABAT	KE
2017 567-435-572	EXPENDITURES-ABATEMENT OFFICER		TOTAL AMENDMENTS	2	TOTAL CHANGES	.00		



P.O. Box 3188 · Longview, Texas 75606 · 903-237-5500



Return Service Requested

Date 3/31/17
PRIMARY ACCOUNT
ENCLOSURES

Page 1
1910512
431



TXBT
TREASURER OF VAN ZANDT COUNTY
FINANCIAL CLEARING
121 E DALLAS #101
CANTON TX 75103-1496

C H E C K I N G A C C O U N T

PUBLIC FUNDS CHECKING		NUMBER OF ENCLOSURES	431
ACCOUNT NUMBER	1910512	Statement Dates	3/01/17 thru 4/02/17
PREVIOUS BALANCE	2,605,403.95	DAYS IN STATEMENT PERIOD	33
21 DEPOSITS	2,404,996.59	AVERAGE LEDGER	3,302,085.73
455 CHECKS/DEBITS	1,816,398.06	AVERAGE COLLECTED	3,293,719.78
SERVICE CHARGE	.00		
INTEREST PAID	.00		
CURRENT BALANCE	3,194,002.48		

D E P O S I T S A N D O T H E R C R E D I T S

Date	Description	Amount
3/06	INV-PAYMTS COMP JUDICIARY CTX	5,050.00
3/06	INV-PAYMTS TX DPT CRIML JST CTX	68,089.00
3/07	PAY VZ CO APPRAISAL PPD	229,342.55
3/07	PAY VZ CO APPRAISAL PPD	1,241,577.64
3/09	DEPOSIT	283,124.25
3/10	INV-PAYMTS GOVERNOR FISCAL CTX	22,800.84
3/13	INV-PAYMTS OFC COURT ADMIN CTX	11,978.50
3/14	INV-PAYMTS TX AGRICULTURE CTX	1,439.52
3/16	INV-PAYMTS JUVENILE JUSTICE CTX	530.00
3/16	INV-PAYMTS CPA STATE FISCAL CTX	45,194.83
3/17	DEPOSIT	1,790.37
3/17	DEPOSIT	243,958.11
3/21	DEPOSIT	1,196.95
3/23	INV-PAYMTS COMP JUDICIARY CTX	326.54
3/23	DEPOSIT	158,015.10
3/24	DEPOSIT	4,043.66

NOTICE: SEE REVERSE SIDE FOR IMPORTANT INFORMATION

019689



TXBT-024-019570-001-023-170401 019689 X05
75103149626



Date 3/31/17
 PRIMARY ACCOUNT
 ENCLOSURES

Page 2
 1910512
 431

TREASURER OF VAN ZANDT COUNTY
 FINANCIAL CLEARING
 121 E DALLAS #101
 CANTON TX 75103

PUBLIC FUNDS CHECKING 1910512 (Continued)

DEPOSITS AND OTHER CREDITS

Date	Description	Amount
3/27	INV-PAYMTS JUVENILE JUSTICE CTX	45.00
3/28	INV-PAYMTS JUVENILE JUSTICE CTX	50,500.00
3/29	DEPOSIT	2,830.67
3/31	DEPOSIT	2,536.40
3/31	DEPOSIT	30,626.66

WITHDRAWALS AND OTHER DEBITS

Date	Description	Amount
3/01	PAYMENT VISA \WEB	555.48-
3/06	Transf to Jury Clearing Jury Checks Confirmation number 306170592	400.00-
3/06	Transf to Jury Clearing Jury Checks Confirmation number 306170876	522.00-
3/07	Payment ATT \TEL	1,207.52-
3/09	Transf to Payroll Clearing Payroll 3/10/2017 Confirmation number 309170124	203,144.11-
3/10	Transf to Payroll Clearing PR 3/10/17 Confirmation number 310170543	1,234.27-
3/10	PAYMENTS NATIONWIDE PPD	2,175.00-
3/10	USATAXPYMT IRS CCD 220746991349070	63,471.94-
3/13	Transf to Debt services 02/2017 Confirmation number 313170505	97,999.66-
3/13	Transf to Payroll Clearing PR 3/10/17 Confirmation number 313170755	76.61-
3/13	USATAXPYMT IRS CCD 220747251061112	300.64-

TXBT-024-019570-001-023-170401 019689 X05

Date 3/31/17
PRIMARY ACCOUNT
ENCLOSURES

Page 3
1910512
431

TREASURER OF VAN ZANDT COUNTY
FINANCIAL CLEARING
121 E DALLAS #101
CANTON TX 75103

PUBLIC FUNDS CHECKING

1910512 (Continued)

WITHDRAWALS AND OTHER DEBITS		
Date	Description	Amount
3/13	CHILDSUPP SYSTEMS AND METH CCD 170690000317007	1,336.14-
3/14	USATAXPYMT IRS CCD 220747311920630	12.68-
3/15	RECEIVABLE TEXAS COUNTY DRS CCD 0333	80,003.32-
3/16	Transf to Payroll Clearing McKay 3/10/17 Confirmation number 316170125	915.10-
3/16	PITNEY3 PITNEY BOWES \TEL	542.63-
3/17	USATAXPYMT IRS CCD 220747695460127	240.45-
3/20	Payment ATT \TEL	164.52-
3/21	ACCOUNT ANALYSIS CHARGE	1,196.95-
3/23	Transf to Payroll Clearing 3/24/2017 Confirmation number 323170180	206,412.19-
3/24	Transf to Jury Clearing Jury checks Confirmation number 324170423	72.00-
3/24	PAYMENTS NATIONWIDE PPD	2,175.00-
3/24	USATAXPYMT IRS CCD 220748310822279	65,826.81-
3/27	Transf to Payroll Clearing McKay 3/24/2017 Confirmation number 327170390	2,936.95-
3/27	INVESTMENT BFDS CCD 612134000170323	150.00-
3/27	CHILDSUPP SYSTEMS AND METH CCD 170830000328201	1,336.14-
3/28	REF: VAN ZANDT COUNTY CSCD 023 WIRE TRANSFER DEBIT TDCJ	3,107.25-
3/28	Transf to Jury Clearing Jury Checks Confirmation number 328170089	752.00-



Date 3/31/17
 PRIMARY ACCOUNT
 ENCLOSURES

Page 4
 1910512
 431

TREASURER OF VAN ZANDT COUNTY
 FINANCIAL CLEARING
 121 E DALLAS #101
 CANTON TX 75103

PUBLIC FUNDS CHECKING 1910512 (Continued)

WITHDRAWALS AND OTHER DEBITS

Date	Description	Amount
3/28	USATAXPYMT IRS CCD 220748780789771	1,068.32-
3/29	Transf to Jury Clearing Jury checks confirmation number 329170372	400.00-
3/30	Payment ATT \TEL	82.29-
3/30	PAYMENT VISA \WEB	546.29-
3/31	INSURANCE AFLAC CCD 0XH48562913	5,954.86-

CHECKS IN NUMERICAL ORDER

Date	Check No	Amount	Date	Check No	Amount
3/16	55310	211.00	3/02	56318*	897.52
3/14	55827*	600.53	3/14	56328*	750.00
3/20	56118*	497.33	3/16	56331*	150.00
3/10	56136*	7.30	3/02	56340*	35.00
3/14	56138*	26.00	3/14	56342*	198.00
3/17	56158*	78.75	3/02	56355*	26.00
3/06	56177*	800.00	3/21	56361*	15.00
3/22	56200*	125.00	3/03	56370*	15.00
3/01	56213*	2,250.00	3/01	56371	270.72
3/02	56219*	95.00	3/01	56374*	221.78
3/01	56221*	438.00	3/01	56375	132.66
3/02	56227*	1,100.00	3/02	56379*	175.72
3/01	56244*	600.53	3/10	56381*	112.33
3/14	56245	1,206.06	3/02	56382	135.50
3/06	56248*	285.20	3/01	56386*	11,379.68
3/01	56253*	5,850.00	3/01	56387	70.00
3/02	56269*	149.50	3/02	56389*	34.78
3/14	56287*	600.53	3/01	56390	520.90
3/02	56288	272.55	3/01	56391	270.27
3/10	56291*	308.49	3/02	56392	42.50
3/13	56297*	156.00	3/01	56394*	228.05
3/01	56306*	600.53	3/01	56395	75.90
3/22	56311*	72.00	3/01	56396	118.28

* Indicates break in check number sequence

TXBT-024-019570-001-023-170401 019689 X05

TREASURER OF VAN ZANDT COUNTY
 FINANCIAL CLEARING
 121 E DALLAS #101
 CANTON TX 75103

PUBLIC FUNDS CHECKING

1910512 (Continued)

CHECKS IN NUMERICAL ORDER

Date	Check No	Amount	Date	Check No	Amount
3/10	56398*	492.00	3/07	56438	249.15
3/08	56399	48.60	3/06	56439	69.44
3/08	56400	789.68	3/06	56440	352.79
3/08	56401	1,984.13	3/06	56441	430.00
3/08	56402	302.42	3/06	56442	50.00
3/08	56403	2,549.12	3/08	56443	1,024.73
3/03	56404	122,455.34	3/29	56444	450.00
3/07	56406*	16.50	3/07	56445	14.49
3/06	56407	731.65	3/07	56446	2,841.30
3/06	56408	279.81	3/07	56447	1,824.58
3/06	56409	1,299.00	3/07	56448	5,276.40
3/08	56410	53.75	3/03	56449	2,208.00
3/08	56411	22.50	3/06	56450	105.40
3/08	56412	7.75	3/07	56451	83.13
3/08	56413	166.09	3/08	56452	16,963.76
3/07	56414	600.00	3/15	56453	1,061.56
3/09	56415	900.00	3/09	56454	40.90
3/07	56416	609.63	3/14	56455	7.00
3/06	56417	265.00	3/10	56456	825.00
3/09	56418	67.50	3/06	56457	285.20
3/07	56419	969.95	3/06	56458	129.19
3/07	56420	195.00	3/08	56459	508.98
3/09	56421	73.50	3/06	56460	380.00
3/07	56422	648.19	3/07	56461	4,625.00
3/14	56423	160.40	3/06	56462	269.00
3/03	56424	1,375.50	3/06	56463	7.00
3/09	56425	873.71	3/14	56464	5,964.01
3/08	56426	600.00	3/06	56465	500.00
3/23	56427	850.00	3/07	56466	908.40
3/06	56428	799.68	3/07	56467	134.40
3/06	56429	1,680.00	3/17	56468	150.00
3/08	56430	15.00	3/03	56469	130.00
3/07	56431	258.00	3/06	56470	8,310.93
3/07	56432	1,158.00	3/06	56471	2,985.60
3/06	56433	1,311.35	3/06	56472	2,300.00
3/08	56434	991.73	3/28	56473	91.84
3/07	56435	3,905.19	3/03	56474	345.00
3/21	56436	8.96	3/06	56475	118.87
3/06	56437	195.00	3/06	56476	1,000.00

* Indicates break in check number sequence



Date 3/31/17
 PRIMARY ACCOUNT
 ENCLOSURES

Page 6
 1910512
 431

TREASURER OF VAN ZANDT COUNTY
 FINANCIAL CLEARING
 121 E DALLAS #101
 CANTON TX 75103

PUBLIC FUNDS CHECKING

1910512 (Continued)

-CHECKS IN NUMERICAL ORDER

Date	Check No	Amount	Date	Check No	Amount
3/06	56478*	304.11	3/06	56517	1,150.00
3/13	56479	40.00	3/06	56518	650.07
3/08	56480	134.40	3/30	56519	115.00
3/07	56481	432.98	3/06	56520	785.50
3/17	56482	799.95	3/06	56521	95,498.24
3/09	56483	112.00	3/09	56522	30.00
3/06	56484	156.33	3/08	56523	300.00
3/06	56485	1,651.00	3/01	56524	1,820.40
3/01	56486	331.20	3/13	56525	1,312.50
3/13	56487	27,925.62	3/06	56526	702.73
3/06	56488	2,150.00	3/06	56527	759.00
3/07	56489	2,000.00	3/09	56528	600.00
3/09	56490	175.00	3/06	56529	10,150.37
3/07	56491	56.44	3/09	56530	20.70
3/07	56492	86.00	3/07	56531	350.00
3/06	56493	3,907.92	3/06	56532	537.93
3/13	56494	700.00	3/07	56533	75.91
3/09	56495	714.33	3/07	56534	606.38
3/10	56496	122.86	3/06	56535	542.46
3/07	56497	117.43	3/14	56536	2,377.59
3/10	56498	95.43	3/01	56537	500.00
3/09	56499	89.97	3/07	56538	50.00
3/08	56500	3,549.80	3/10	56539	871.41
3/03	56501	330.68	3/15	56540	25.00
3/07	56502	515.00	3/10	56541	2,580.00
3/15	56503	3,150.00	3/06	56542	29,159.76
3/07	56504	2,915.60	3/15	56543	2,950.00
3/07	56505	500.00	3/06	56544	375.00
3/06	56506	400.00	3/13	56545	1,835.89
3/23	56507	2,950.00	3/08	56546	77.00
3/23	56508	650.00	3/09	56547	38.00
3/06	56509	1,397.40	3/08	56548	589.39
3/10	56510	400.00	3/08	56549	73.07
3/14	56511	178.14	3/09	56550	654.13
3/09	56512	1,260.00	3/10	56551	279.65
3/06	56513	766.66	3/08	56552	2,797.58
3/13	56514	2,050.00	3/17	56553	195.57
3/10	56515	500.00	3/09	56554	85.09
3/06	56516	3,200.00	3/07	56555	573.04

* Indicates break in check number sequence

TXBT-024-019570-001-023-170401 019689 X05

Date 3/31/17
PRIMARY ACCOUNT
ENCLOSURES

Page 7
1910512
431

TREASURER OF VAN ZANDT COUNTY
FINANCIAL CLEARING
121 E DALLAS #101
CANTON TX 75103

PUBLIC FUNDS CHECKING

1910512 (Continued)

CHECKS IN NUMERICAL ORDER

Date	Check No	Amount	Date	Check No	Amount
3/06	56556	20.33	3/27	56602	45.99
3/08	56557	135.99	3/21	56603	1,533.33
3/07	56558	187.62	3/20	56604	6,054.75
3/07	56559	599.11	3/24	56605	1,065.84
3/06	56560	30.65	3/31	56606	475.00
3/13	56561	45.49	3/30	56607	600.53
3/09	56562	58.30	3/21	56608	1,000.00
3/07	56563	181.29	3/20	56609	266.56
3/10	56564	420.00	3/21	56610	15.00
3/07	56565	39.00	3/22	56612*	342.00
3/08	56566	93.74	3/21	56613	1,601.75
3/07	56567	1,559.95	3/20	56614	13,000.00
3/06	56568	400.00	3/21	56615	531.64
3/06	56569	790.00	3/23	56616	2,037.93
3/07	56570	1,465.89	3/21	56617	144.90
3/13	56571	42.35	3/21	56618	624.00
3/21	56572	3,749.63	3/21	56620*	226.90
3/17	56573	142.86	3/21	56621	2,021.17
3/17	56574	208.15	3/20	56622	2,038.00
3/14	56575	1,610.62	3/20	56623	46.80
3/15	56576	49.00	3/20	56625*	14,746.72
3/14	56577	183.73	3/22	56626	166.53
3/13	56578	277.05	3/21	56627	829.75
3/14	56579	19.28	3/31	56628	350.00
3/14	56580	1,149.00	3/22	56629	2,241.91
3/15	56581	66.56	3/29	56630	84.00
3/13	56582	50.00	3/20	56631	83.13
3/14	56583	137.52	3/17	56632	255.00
3/14	56584	75.00	3/21	56633	97.59
3/16	56585	608.95	3/28	56635*	7.00
3/16	56590*	150.00	3/20	56637*	4,125.00
3/17	56591	60,529.82	3/21	56638	883.00
3/17	56592	28.96	3/24	56639	720.00
3/17	56593	10.00	3/22	56641*	39.31
3/14	56594	6,763.60	3/27	56642	600.53
3/17	56598*	141.47	3/20	56643	334.00
3/21	56599	265.69	3/20	56644	109.56
3/15	56600	4,227.00	3/20	56645	18.92
3/21	56601	86.19	3/20	56646	70.00

* Indicates break in check number sequence



Date 3/31/17
 PRIMARY ACCOUNT
 ENCLOSURES

Page 8
 1910512
 431

TREASURER OF VAN ZANDT COUNTY
 FINANCIAL CLEARING
 121 E DALLAS #101
 CANTON TX 75103

PUBLIC FUNDS CHECKING

1910512 (Continued)

CHECKS IN NUMERICAL ORDER

Date	check No	Amount	Date	check No	Amount
3/20	56647	76.00	3/20	56691*	1,979.80
3/22	56648	384.55	3/21	56692	1,172.16
3/21	56649	1,930.60	3/23	56693	5,383.00
3/20	56650	12.00	3/22	56695*	160.80
3/20	56651	690.44	3/20	56696	1,650.00
3/17	56652	1,045.00	3/22	56697	76.15
3/20	56653	1,105.93	3/20	56699*	850.00
3/20	56654	229.95	3/20	56700	1,050.00
3/21	56655	258.13	3/21	56702*	88.75
3/22	56656	1,045.00	3/20	56704*	2,130.11
3/20	56657	173.00	3/20	56705	142,964.03
3/21	56658	313.70	3/21	56706	159.00
3/20	56659	570.72	3/21	56708*	486.00
3/29	56660	7.01	3/20	56709	148.00
3/22	56661	78.82	3/20	56710	84.98
3/20	56662	4,291.40	3/20	56711	157.50
3/21	56663	120.00	3/20	56712	2,492.95
3/23	56664	370.00	3/20	56713	353.90
3/23	56665	196.00	3/22	56714	437.22
3/24	56666	81.68	3/22	56715	117.00
3/20	56667	27.50	3/17	56716	8,207.00
3/20	56668	1,651.00	3/27	56717	645.99
3/21	56669	187.00	3/24	56718	792.53
3/27	56670	22.80	3/29	56719	104,080.66
3/20	56672*	720.00	3/14	56720	1,050.00
3/21	56673	490.57	3/17	56721	1,749.32
3/20	56674	812.50	3/22	56722	500.00
3/20	56675	600.53	3/20	56723	2,100.00
3/20	56676	479.53	3/27	56724	600.53
3/20	56677	22,800.84	3/22	56725	25.50
3/20	56678	2,500.00	3/28	56726	1,250.00
3/20	56681*	257.00	3/20	56727	100.00
3/20	56682	4,036.00	3/21	56728	3,500.00
3/21	56683	500.00	3/16	56729	60.81
3/15	56684	18.80	3/28	56730	475.04
3/21	56686*	1,900.00	3/21	56731	21.00
3/22	56687	3,089.71	3/28	56732	70.00
3/16	56688	500.00	3/24	56733	49.95
3/21	56689	640.00	3/20	56734	10.45

* Indicates break in check number sequence

TXBT-024-019570-001-023-170401 019689 X05

Date 3/31/17
 PRIMARY ACCOUNT
 ENCLOSURES

Page 9
 1910512
 431

TREASURER OF VAN ZANDT COUNTY
 FINANCIAL CLEARING
 121 E DALLAS #101
 CANTON TX 75103

PUBLIC FUNDS CHECKING

1910512 (Continued)

CHECKS IN NUMERICAL ORDER

Date	Check No	Amount	Date	Check No	Amount
3/20	56735	4.37	3/30	56770	112.33
3/23	56737*	150.00	3/23	56771	62,127.77
3/22	56738	87.15	3/23	56772	28.96
3/21	56739	100.00	3/23	56773	10.00
3/20	56740	800.00	3/23	56774	240.00
3/21	56741	43.23	3/29	56775	49.95
3/28	56742	7.00	3/31	56776	89.79
3/21	56743	255.00	3/28	56777	16.75
3/21	56744	390.00	3/31	56778	160.00
3/22	56745	257.90	3/28	56779	607.64
3/21	56746	812.46	3/29	56780	27.29
3/21	56747	84.77	3/31	56781	96.00
3/22	56748	438.40	3/27	56782	297.50
3/22	56749	100.05	3/29	56783	50.00
3/22	56750	483.75	3/31	56784	228.05
3/20	56751	42.61	3/30	56785	378.46
3/27	56752	700.00	3/31	56790*	80.31
3/23	56754*	80.00	3/30	56793*	296.10
3/31	56755	143.75	3/31	56794	521.43
3/22	56756	1,092.00	3/31	56795	64.86
3/22	56757	5.43	3/31	56797*	1,342.07
3/27	56758	400.00	3/31	56798	85.09
3/28	56759	248.16	3/31	56800*	152.00
3/24	56760	2,187.50	3/31	56826*	12.84
3/21	56761	97.60	3/31	56855*	7.00
3/23	56763*	458.85	3/30	56866*	345.00
3/21	56764	265.95	3/29	56874*	906.24
3/21	56765	17,170.00	3/31	56891*	127.50
3/23	56766	6,000.00	3/28	56919*	60.00
3/22	56767	88.04	3/28	56921*	6,471.00
3/22	56768	43.25	3/31	56937*	96.12
3/27	56769	120.00	3/29	56948*	508.82

* Indicates break in check number sequence

DAILY BALANCE INFORMATION

Date	Balance	Date	Balance	Date	Balance
3/01	2,579,169.57	3/03	2,449,345.98	3/07	3,774,221.13
3/02	2,576,205.50	3/06	2,341,137.41	3/08	3,740,441.92



Date 3/31/17
PRIMARY ACCOUNT
ENCLOSURES

Page 10
1910512
431

TREASURER OF VAN ZANDT COUNTY
FINANCIAL CLEARING
121 E DALLAS #101
CANTON TX 75103

PUBLIC FUNDS CHECKING 1910512 (continued)

DAILY BALANCE INFORMATION					
Date	Balance	Date	Balance	Date	Balance
3/09	3,814,628.93	3/17	3,742,735.75	3/27	3,240,767.39
3/10	3,763,534.09	3/20	3,503,227.42	3/28	3,277,035.39
3/13	3,641,364.64	3/21	3,458,607.00	3/29	3,173,302.09
3/14	3,619,734.47	3/22	3,447,109.53	3/30	3,170,826.09
3/15	3,528,183.23	3/23	3,317,506.47	3/31	3,194,002.48
3/16	3,570,769.57	3/24	3,248,578.82		

END OF STATEMENT

TexPool Participant Services
 C/O Federated Investors Inc.
 1001 Texas Avenue, Suite 1400
 Houston, TX 77002



Participant Statement

VAN ZANDT COUNTY
 FINANCIAL CLEARING FUND
 ATTN TERI PRUITT
 121 E DALLAS ST STE 101
 CANTON TX 75103-1496

Statement Period **03/01/2017 - 03/31/2017**

Page 1 of 2

Customer Service **1-866-TEX-POOL**
 Location ID **000078331**
 Investor ID **000009623**

TexPool Update

Is your connection to TexConnect as secure as it could be? Check to be sure you are utilizing the most current version of your internet browser. If not, update it today!

TexPool Summary

Pool Name	Beginning Balance	Total Deposits	Total Withdrawals	Total Interest	Current Balance	Average Balance
Texas Local Government Investment Pool	\$6,956,692.73	\$0.00	\$0.00	\$3,676.16	\$6,960,368.89	\$6,956,811.32
Total Dollar Value	\$6,956,692.73	\$0.00	\$0.00	\$3,676.16	\$6,960,368.89	

Portfolio Value

Pool Name	Pool/Account	Market Value (03/01/2017)	Share Price (03/31/2017)	Shares Owned (03/31/2017)	Market Value (03/31/2017)
Texas Local Government Investment Pool	449/2340100001	\$6,956,692.73	\$1.00	6,960,368.89	\$6,960,368.89
Total Dollar Value		\$6,956,692.73			\$6,960,368.89

Interest Summary

Pool Name	Pool/Account	Month-to-Date Interest	Year-to-Date Interest
Texas Local Government Investment Pool	449/2340100001	\$3,676.16	\$8,233.60
Total		\$3,676.16	\$8,233.60



TexPool Participant Services
 C/O Federated Investors Inc.
 1001 Texas Avenue, Suite 1400
 Houston, TX 77002



Participant Statement

VAN ZANDT COUNTY
 FINANCIAL CLEARING FUND
 ATTN TERI PRUITT
 121 E DALLAS ST STE 101
 CANTON TX 75103-1496

Statement Period **03/01/2017 - 03/31/2017**

Page 1 of 2

Customer Service **1-866-TEX-POOL**
 Location ID **000078331**
 Investor ID **000009623**

TexPool Update

Is your connection to TexConnect as secure as it could be? Check to be sure you are utilizing the most current version of your internet browser. If not, update it today!

TexPool Summary

Pool Name	Beginning Balance	Total Deposits	Total Withdrawals	Total Interest	Current Balance	Average Balance
Texas Local Government Investment Pool	\$6,956,692.73	\$0.00	\$0.00	\$3,676.16	\$6,960,368.89	\$6,956,811.32
Total Dollar Value	\$6,956,692.73	\$0.00	\$0.00	\$3,676.16	\$6,960,368.89	


Portfolio Value

Pool Name	Pool/Account	Market Value (03/01/2017)	Share Price (03/31/2017)	Shares Owned (03/31/2017)	Market Value (03/31/2017)
Texas Local Government Investment Pool	449/2340100001	\$6,956,692.73	\$1.00	6,960,368.890	\$6,960,368.89
Total Dollar Value		\$6,956,692.73			\$6,960,368.89

Interest Summary

Pool Name	Pool/Account	Month-to-Date Interest	Year-to-Date Interest
Texas Local Government Investment Pool	449/2340100001	\$3,676.16	\$8,233.60
Total		\$3,676.16	\$8,233.60





Summary Statement

March 2017

Van Zandt County

121 East Dallas Street, Room 101
Canton, TX 75103
U.S.A.

TXCLASS

Average Monthly Yield: 1.00%

Table with 8 columns: Beginning Balance, Contributions, Withdrawals, Income Earned, Income Earned YTD, Average Daily Balance, Month End Balance. Rows include TX-01-0250-0001 FINANCIAL CLEARING and Total.



Account Statement

March 2017

Van Zandt County

121 East Dallas Street, Room 101
 Canton, TX 75103
 U.S.A.

TXCLASS

TX-01-0250-0001


Summary

Average Monthly Yield: 1.00%

	Beginning Balance	Contributions	Withdrawals	Income Earned	Average Daily Balance	Month End Balance
TX-01-0250-0001 FINANCIAL CLEARING	747,095.52	0.00	0.00	631.02	747,426.03	747,726.54

Transactions

Transaction Date	Transaction Description	Contributions & Income Earned	Withdrawals	Balance	Transaction Number
03/01/2017	Beginning Balance			747,095.52	
03/31/2017	Income Earned For The Period	631.02			
03/31/2017	Ending Balance			747,726.54	



Daily Rates

March 2017

TXCLASS

Date	Dividend Rate	Annual Yield
01-Mar-17	0.000026593	0.97%
02-Mar-17	0.000026766	0.98%
03-Mar-17	0.000026680	0.98%
04-Mar-17	0.000026680	0.98%
05-Mar-17	0.000026680	0.98%
06-Mar-17	0.000026748	0.98%
07-Mar-17	0.000026739	0.98%
08-Mar-17	0.000026845	0.98%
09-Mar-17	0.000026860	0.98%
10-Mar-17	0.000026896	0.98%
11-Mar-17	0.000026896	0.98%
12-Mar-17	0.000026896	0.98%
13-Mar-17	0.000026957	0.99%
14-Mar-17	0.000027002	0.99%
15-Mar-17	0.000027045	0.99%
16-Mar-17	0.000027135	0.99%
17-Mar-17	0.000027303	1.00%
18-Mar-17	0.000027303	1.00%
19-Mar-17	0.000027303	1.00%
20-Mar-17	0.000027421	1.00%
21-Mar-17	0.000027532	1.01%
22-Mar-17	0.000027610	1.01%
23-Mar-17	0.000027639	1.01%
24-Mar-17	0.000027668	1.01%
25-Mar-17	0.000027668	1.01%
26-Mar-17	0.000027668	1.01%
27-Mar-17	0.000027844	1.02%
28-Mar-17	0.000027859	1.02%
29-Mar-17	0.000028008	1.03%
30-Mar-17	0.000028000	1.02%
31-Mar-17	0.000028020	1.03%