

**Van Zandt County**  
**Monthly Financial & Investment Report**  
**Month Ending November 30, 2018**

TO BE RECORDED IN THE December 26, 2018 MINUTES  
OF THE COMMISSIONERS' COURT  
BY VAN ZANDT COUNTY CLERK.


SUBMITTED THIS THE 19<sup>TH</sup> DAY OF December 2018




Kenny Edwards, Treasurer

The Van Zandt County Commissioners' Court, having reviewed the Treasurer's Report as presented, having taken reasonable steps to ensure its accuracy, and based upon presentations of the Treasurer's Office, does hereby approve the Report, subject to the independent auditor's review and does further order that it be filed with the official minutes of this meeting. {LGC 114.026(c)}

In addition, the below signatures affirm that the Treasurers' Report complies with statutes as referenced. {LGC 114.026(d)}S



Don Kirkpatrick, Van Zandt County Judge




Brandon Brown

Commissioner Precinct #1



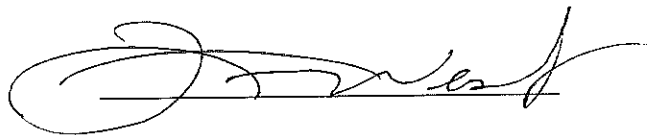
Keith Pearson

Commissioner Precinct #3



Virgil Melton, Jr.

Commissioner Precinct #2



Tim West

Commissioner Precinct #4

TREASURER OF VAN ZANDT COUNTY  
 FINANCIAL CLEARING  
 121 E DALLAS RM 101  
 CANTON TX 75103

C H E C K I N G   A C C O U N T

PUBLIC FUNDS CHECKING		NUMBER OF ENCLOSURES	357
ACCOUNT NUMBER	@XXXXXXXXXX@0512	Statement Dates	11/01/18 thru 12/02/18
PREVIOUS BALANCE	1,559,112.99	DAYS IN STATEMENT PERIOD	32
21 DEPOSITS	2,448,714.75	AVERAGE LEDGER	2,342,818.56
376 CHECKS/DEBITS	2,190,977.52	AVERAGE COLLECTED	2,339,651.60
SERVICE CHARGE	.00		
INTEREST PAID	.00		
CURRENT BALANCE	1,816,850.22		

---

Date	Description	DEPOSITS AND OTHER CREDITS	Amount
11/01	WIRE TRANSFER CREDIT VAN ZANDT COUNTY FINANCIAL CLEARING FUND ATTN KENNY EDWARDS 121 E DALLAS ST STE 101 FEDERATED SERVICES COMPANY FEDERATED INVESTORS TOWER PITTSBURGH PA 152223 20181101A1Q002CC006905 20181101MMQFMPJR000077 11011717FT03		500,000.00
11/01	DEPOSIT		77,400.30
11/02	PAY VZ CO APPRAISAL PPD		172,226.98
11/02	PAY VZ CO APPRAISAL PPD		1,099,947.44
11/05	INV-PAYMTS COMP JUDICIARY CTX		2,354.87
11/07	INV-PAYMTS FAMILY PROTCT SV CTX		2,320.59
11/08	DEPOSIT		205,569.83
11/09	INV-PAYMTS TX AGRICULTURE CTX		1,828.46
11/09	INV-PAYMTS DEPT PUBL SAFETY CTX		8,683.08
11/09	INV-PAYMTS DEPT PUBL SAFETY CTX		18,526.98

TREASURER OF VAN ZANDT COUNTY  
 FINANCIAL CLEARING  
 121 E DALLAS RM 101  
 CANTON TX 75103

PUBLIC FUNDS CHECKING @XXXXXXXXXX@0512 (Continued)

DEPOSITS AND OTHER CREDITS		
Date	Description	Amount
11/13	INV-PAYMTS COMP JUDICIARY CTX	326.54
11/15	DEPOSIT	19,596.98
11/15	DEPOSIT	84,700.69
11/19	INV-PAYMTS COMP JUDICIARY CTX	2,278.00
11/20	INV-PAYMTS JUVENILE JUSTICE CTX	113,090.00
11/20	DEPOSIT	64,962.84
11/21	DEPOSIT	1,260.00
11/21	DEPOSIT	40,114.53
11/28	INV-PAYMTS JUVENILE JUSTICE CTX	82.50
11/30	DEPOSIT	8,132.14
11/30	DEPOSIT	25,312.00

WITHDRAWALS AND OTHER DEBITS		
Date	Description	Amount
11/01	Transf to Payroll Clearing Payroll 11/2/2018 Confirmation number 1101180087	220,935.11-
11/01	PAYMENT BANKCARD TEL	2,140.22-
11/02	PAYMENTS NATIONWIDE PPD	2,850.00-
11/02	FLEET DEBI WEX INC CCD 9100000739575	12,609.23-
11/02	USATAXPYMT IRS CCD 220870682311319	63,698.91-
11/05	Transf to Payroll Clearing Payroll 11/2/2018 Confirmation number 1105180635	516.82-
11/05	INVESTMENT BFDS CCD 612134000181101	150.00-
11/05	CHILDSUPP Texas SDU CCD 183060000885261	645.54-
11/06	USATAXPYMT IRS CCD 220871044496575	127.34-

TREASURER OF VAN ZANDT COUNTY  
 FINANCIAL CLEARING  
 121 E DALLAS RM 101  
 CANTON TX 75103

PUBLIC FUNDS CHECKING @XXXXXXXXXX@0512 (Continued)

WITHDRAWALS AND OTHER DEBITS		
Date	Description	Amount
11/07	Transf to Debt Services Debt Service Transfer Confirmation number 1107180173	73,846.03-
11/14	Transf to Payroll Clearing Payroll 11/16/2018 Confirmation number 1114180381	230,343.61-
11/15	REF: VAN ZANDT COUNTY CSCD 023 WIRE TRANSFER DEBIT TDCJ	3,590.47-
11/15	USATAXPYMT IRS CCD 220871984053958	62,009.23-
11/15	RECEIVABLE TEXAS COUNTY DRS CCD 0333	95,810.35-
11/16	PAYMENTS NATIONWIDE PPD	2,850.00-
11/16	INSURANCE AFLAC CCD 0XH48739098	7,306.45-
11/19	INVESTMENT BFDS CCD 612134000181115	150.00-
11/19	CHILDSUPP Texas SDU CCD 183200000900333	645.54-
11/21	Transf to Jury Clearing Jury Transfer Confirmation number 1121180296	1,580.00-
11/27	Transf to Jury Clearing Jury Checks Confirmation number 1127180385	440.00-
11/28	Transf to Payroll Clearing 11/30/2018 Confirmation number 1128180329	230,149.73-
11/29	PAYMENT BANKCARD TEL	2,116.04-
11/29	USATAXPYMT IRS CCD 220873344812355	65,699.18-
11/30	Transf to Payroll Clearing Payroll 11/30/2018 Confirmation number 1130180365	984.00-
11/30	PAYMENT VISA WEB	849.04-

TREASURER OF VAN ZANDT COUNTY  
 FINANCIAL CLEARING  
 121 E DALLAS RM 101  
 CANTON TX 75103

PUBLIC FUNDS CHECKING @XXXXXXXXXX@0512 (Continued)

WITHDRAWALS AND OTHER DEBITS		
Date	Description	Amount
11/30	PAYMENTS NATIONWIDE	2,850.00-
	PPD	
11/30	INSURANCE AFLAC	7,206.49-
	CCD OXH48129661	
11/30	FLEET DEBI WEX INC	14,586.04-
	CCD 9100000739575	

CHECKS IN NUMERICAL ORDER					
Date	Check No	Amount	Date	Check No	Amount
11/23	1192	573.66	11/07	63971	47.00
11/13	63672*	600.53	11/15	63972	10.00
11/06	63710*	515.00	11/05	63973	32.57
11/13	63779*	1,863.48	11/07	63974	750.00
11/06	63800*	52.00	11/06	63975	50.00
11/05	63807*	1,699.49	11/08	63976	188.34
11/01	63809*	210.00	11/13	63977	233.99
11/14	63817*	3,457.35	11/09	63978	492.00
11/05	63823*	281.00	11/05	63979	139.60
11/02	63853*	2,391.03	11/07	63980	225.76
11/14	63863*	410.00	11/05	63981	955.04
11/14	63866*	534.75	11/08	63984*	47.98
11/09	63886*	105.00	11/06	63985	827.21
11/01	63897*	541.00	11/06	63986	124.06
11/06	63901*	225.00	11/15	63987	175.00
11/06	63919*	750.00	11/08	63988	90.25
11/14	63926*	20.00	11/08	63989	599.33
11/02	63932*	450.00	11/06	63990	1,298.86
11/07	63944*	10.00	11/07	63991	9,718.48
11/08	63962*	70.00	11/19	63992	990.00
11/07	63963	49.95	11/14	63993	465.00
11/06	63964	600.00	11/07	63994	721.28
11/07	63965	28.78	11/13	63995	3,333.00
11/09	63966	24.78	11/07	63996	1,354.89
11/13	63967	125.00	11/14	63997	75.00
11/07	63968	400.00	11/16	63998	325.00
11/07	63969	49.05	11/07	63999	9,829.73
11/06	63970	1,070.46	11/07	64000	874.23

\* Indicates break in check number sequence

TREASURER OF VAN ZANDT COUNTY  
 FINANCIAL CLEARING  
 121 E DALLAS RM 101  
 CANTON TX 75103

PUBLIC FUNDS CHECKING

@XXXXXXXXXX@0512 (Continued)

CHECKS IN NUMERICAL ORDER					
Date	Check No	Amount	Date	Check No	Amount
11/07	64001	108.30	11/09	64041	156.00
11/09	64002	20.21	11/07	64042	1,725.00
11/07	64003	146.85	11/07	64043	4,579.50
11/07	64004	438.00	11/15	64044	238.80
11/15	64005	325.00	11/06	64045	350.00
11/05	64006	225.00	11/08	64046	1,450.00
11/08	64007	352.26	11/05	64047	75.00
11/16	64008	1,331.54	11/13	64048	378.55
11/07	64009	430.00	11/08	64049	67.00
11/08	64010	280.00	11/09	64050	35.00
11/08	64011	100.00	11/09	64051	330.00
11/09	64012	14.04	11/08	64052	1,750.00
11/09	64013	205.04	11/13	64053	61.50
11/06	64014	1,784.53	11/06	64054	1,000.00
11/06	64015	59.25	11/20	64055	90,765.60
11/07	64016	7,889.12	11/15	64056	7.00
11/05	64017	4,996.06	11/20	64057	360.00
11/07	64018	105.00	11/05	64059*	2,824.14
11/13	64019	200.00	11/08	64060	151.08
11/08	64020	325.00	11/14	64061	43,850.60
11/05	64022*	112.20	11/08	64062	126.99
11/05	64023	31,851.19	11/07	64063	3,703.14
11/08	64024	57.53	11/06	64064	750.00
11/08	64025	64.00	11/07	64065	1,759.45
11/15	64026	1,289.29	11/05	64066	38.00
11/06	64027	165.00	11/21	64067	1,150.00
11/07	64028	1,981.01	11/06	64068	258.47
11/07	64029	599.97	11/09	64069	320.47
11/07	64030	17.13	11/08	64070	1,141.95
11/07	64031	405.00	11/07	64071	1,742.61
11/06	64032	600.00	11/08	64072	1,900.00
11/07	64033	1,529.65	11/07	64073	213.30
11/08	64034	1,150.00	11/05	64074	217.00
11/09	64035	692.00	11/08	64076*	230.29
11/06	64036	9.53	11/07	64077	195.00
11/13	64037	268.94	11/07	64078	89,116.54
11/13	64038	100.00	11/09	64079	110.00
11/02	64039	345.00	11/14	64080	200.00
11/19	64040	908.22	11/13	64081	245.00

\* Indicates break in check number sequence

TREASURER OF VAN ZANDT COUNTY  
 FINANCIAL CLEARING  
 121 E DALLAS RM 101  
 CANTON TX 75103

PUBLIC FUNDS CHECKING @XXXXXXXXXXXX@0512 (Continued)

CHECKS IN NUMERICAL ORDER					
Date	Check No	Amount	Date	Check No	Amount
11/07	64082	229.00	11/21	64152	9,426.71
11/14	64083	350.00	11/21	64153	274.13
11/13	64085*	600.00	11/15	64154	11,052.00
11/06	64086	14,967.88	11/23	64155	28.00
11/06	64087	302.00	11/23	64156	24.35
11/06	64088	75.76	11/23	64157	1,840.00
11/07	64089	185.06	11/21	64158	7,049.68
11/05	64090	8,207.00	11/20	64159	189.83
11/16	64091	97.11	11/23	64160	1,325.00
11/13	64092	811.22	11/23	64161	496.33
11/07	64093	2,720.00	11/21	64165*	2,169.83
11/05	64094	60.70	11/26	64166	1,765.73
11/08	64095	873.79	11/29	64167	1,825.00
11/07	64096	726.99	11/23	64169*	75.08
11/14	64097	44.11	11/19	64171*	50.00
11/02	64098	75.00	11/23	64172	172.50
11/02	64099	2,480.00	11/19	64173	180.00
11/06	64100	18,230.51	11/21	64174	1,854.00
11/19	64101	750.00	11/21	64175	26.75
11/14	64102	3,300.00	11/21	64176	3,161.15
11/08	64103	300.00	11/19	64177	333.15
11/13	64104	51.30	11/26	64178	29.39
11/07	64105	127.50	11/26	64179	20.34
11/07	64106	12,566.77	11/29	64180	27.52
11/28	64107	1,260.00	11/26	64181	163.75
11/08	64108	1,833.66	11/19	64182	16,980.54
11/13	64109	815.20	11/26	64183	292.40
11/13	64110	1,684.62	11/19	64184	5,187.34
11/07	64111	38,274.59	11/30	64185	518.23
11/07	64112	3,746.32	11/21	64187*	584.71
11/07	64113	889.16	11/21	64188	86.49
11/07	64114	97,604.28	11/20	64190*	49.54
11/06	64115	123,630.38	11/23	64191	44.57
11/01	64116	62,433.51	11/21	64192	331.01
11/16	64117	6,000.00	11/20	64193	624.00
11/21	64148*	1,000.00	11/29	64194	44.00
11/20	64149	125.70	11/21	64195	690.21
11/29	64150	600.53	11/26	64196	285.00
11/16	64151	4,647.93	11/20	64197	695.00

\* Indicates break in check number sequence

TREASURER OF VAN ZANDT COUNTY  
 FINANCIAL CLEARING  
 121 E DALLAS RM 101  
 CANTON TX 75103

PUBLIC FUNDS CHECKING @XXXXXXXXXXXX@0512 (Continued)

CHECKS IN NUMERICAL ORDER					
Date	Check No	Amount	Date	Check No	Amount
11/15	64198	218.21	11/15	64245	91.50
11/21	64199	60.87	11/27	64246	3,375.00
11/27	64200	111.63	11/19	64247	232.24
11/21	64201	8,346.35	11/23	64248	600.53
11/28	64202	150.00	11/15	64250*	36.70
11/21	64203	378.18	11/20	64252*	130.00
11/27	64204	201.01	11/21	64253	94.94
11/21	64207*	963.39	11/21	64254	245.00
11/21	64208	415.93	11/15	64255	151.50
11/21	64209	46.73	11/23	64256	481.83
11/20	64211*	3,500.00	11/21	64257	191.00
11/27	64212	20.00	11/27	64258	411.65
11/27	64213	2,446.08	11/21	64259	11.36
11/30	64215*	150.00	11/21	64260	1,590.76
11/28	64216	144.00	11/19	64261	1,129.55
11/19	64217	7.00	11/15	64262	520.83
11/29	64218	1,411.15	11/14	64263	142.50
11/20	64219	1,675.35	11/29	64264	2,482.87
11/14	64221*	3,457.00	11/15	64265	520.83
11/20	64222	677.22	11/20	64266	370.72
11/21	64224*	620.84	11/14	64269*	6,000.00
11/20	64225	1,150.00	11/21	64270	540.00
11/21	64226	1,045.00	11/20	64271	350.00
11/23	64227	760.89	11/20	64272	975.00
11/20	64228	3,480.00	11/20	64274*	235.00
11/28	64229	485.00	11/20	64276*	2,706.91
11/20	64230	341.61	11/20	64279*	932.00
11/21	64231	83.91	11/20	64280	5,625.00
11/30	64232	286.00	11/21	64281	350.00
11/27	64233	172.50	11/26	64283*	97.62
11/27	64234	3,000.00	11/21	64284	90.00
11/20	64235	125.00	11/30	64286*	80.00
11/20	64236	500.00	11/20	64287	3,259.86
11/20	64237	1,902.00	11/21	64288	39,346.41
11/21	64238	924.25	11/20	64289	159.00
11/29	64239	208.00	11/27	64291*	1,899.50
11/20	64240	64.50	11/16	64292	867.00
11/20	64241	35.00	11/23	64293	114.96
11/23	64244*	2,963.77	11/28	64294	554.70

\* Indicates break in check number sequence



TREASURER OF VAN ZANDT COUNTY  
 FINANCIAL CLEARING  
 121 E DALLAS RM 101  
 CANTON TX 75103

PUBLIC FUNDS CHECKING @XXXXXXXXXXXX@0512 (Continued)

CHECKS IN NUMERICAL ORDER					
Date	Check No	Amount	Date	Check No	Amount
11/21	64295	11,959.22	11/23	64326	3.98
11/20	64296	70.99	11/20	64327	375.51
11/21	64297	325.03	11/21	64328	115.00
11/23	64298	2,260.73	11/21	64329	505.76
11/23	64299	557.03	11/23	64330	19.99
11/23	64300	166.84	11/19	64331	97.70
11/20	64301	1,185.80	11/21	64332	4,995.00
11/21	64302	673.77	11/23	64333	200.00
11/20	64303	102.38	11/23	64334	707.54
11/21	64304	792.53	11/20	64335	127.20
11/19	64305	24.00	11/26	64336	606.03
11/14	64306	500.00	11/27	64337	4,281.25
11/28	64307	50.00	11/21	64338	83.78
11/26	64308	600.53	11/20	64339	1,055.04
11/21	64309	278.70	11/21	64340	155.90
11/20	64311*	5,460.00	11/28	64341	1,149.00
11/20	64312	20.00	11/20	64342	50.00
11/21	64314*	189.69	11/26	64343	150.00
11/26	64315	143.49	11/26	64344	520.30
11/20	64316	317.10	11/20	64345	75.00
11/23	64317	6,128.39	11/19	64346	4,092.07
11/21	64318	42.65	11/29	64347	112.33
11/19	64319	177.58	11/15	64348	61,815.19
11/20	64320	40.15	11/21	64349	25.00
11/20	64321	49.20	11/27	64351*	25.00
11/21	64322	254.93	11/27	64352	25.00
11/23	64323	51.72	11/28	64408*	300.00
11/20	64324	20.12	11/29	64425*	142.78
11/23	64325	480.00	11/28	64455*	1,250.00

\* Indicates break in check number sequence

DAILY BALANCE INFORMATION					
Date	Balance	Date	Balance	Date	Balance
11/01	1,850,253.45	11/08	2,642,115.53	11/16	2,207,464.54
11/02	3,037,528.70	11/09	2,668,649.51	11/19	2,177,807.61
11/05	2,986,857.22	11/13	2,657,603.72	11/20	2,225,908.12
11/06	2,819,033.98	11/14	2,364,453.80	11/21	2,162,156.10
11/07	2,449,695.15	11/15	2,230,889.57	11/23	2,142,078.41

Date 11/30/18 Page 9  
PRIMARY ACCOUNT @XXXXXXXXXX@0512  
ENCLOSURES 357

TREASURER OF VAN ZANDT COUNTY  
FINANCIAL CLEARING  
121 E DALLAS RM 101  
CANTON TX 75103

PUBLIC FUNDS CHECKING @XXXXXXXXXX@0512 (Continued)

DAILY BALANCE INFORMATION					
Date	Balance	Date	Balance	Date	Balance
11/26	2,137,403.83	11/28	1,885,585.28	11/30	1,816,850.22
11/27	2,120,995.21	11/29	1,810,915.88		

END OF STATEMENT

TexPool Participant Services  
 C/O Federated Investors Inc.  
 1001 Texas Avenue, Suite 1400  
 Houston, TX 77002



# Participant Statement

VAN ZANDT COUNTY  
 FINANCIAL CLEARING FUND  
 ATTN KENNY EDWARDS  
 121 E DALLAS ST STE 101  
 CANTON TX 75103-1496

Statement Period 11/01/2018 - 11/30/2018

Page 1 of 2

Customer Service 1-866-TEX-POOL  
 Location ID 000078331  
 Investor ID 000009623

## TexPool Update

Sending a form to TexPool Participant Services? Please visit the Account Documents section of [texpool.com](http://texpool.com) to ensure that you are completing the most up-to-date documents.

## TexPool Summary

Pool Name	Beginning Balance	Total Deposits	Total Withdrawals	Total Interest	Current Balance	Average Balance
Texas Local Government Investment Pool	\$4,644,120.60	\$0.00	\$500,000.00	\$7,503.75	\$4,151,624.35	\$4,144,370.73
<b>Total Dollar Value</b>	<b>\$4,644,120.60</b>	<b>\$0.00</b>	<b>\$500,000.00</b>	<b>\$7,503.75</b>	<b>\$4,151,624.35</b>	

## Portfolio Value

Pool Name	Pool/Account	Market Value (11/01/2018)	Share Price (11/30/2018)	Shares Owned (11/30/2018)	Market Value (11/30/2018)
Texas Local Government Investment Pool	449/2340100001	\$4,644,120.60	\$1.00	4,151,624.350	\$4,151,624.35
<b>Total Dollar Value</b>		<b>\$4,644,120.60</b>			<b>\$4,151,624.35</b>

## Interest Summary

Pool Name	Pool/Account	Month-to-Date Interest	Year-to-Date Interest
Texas Local Government Investment Pool	449/2340100001	\$7,503.75	\$122,221.06
<b>Total</b>		<b>\$7,503.75</b>	<b>\$122,221.06</b>



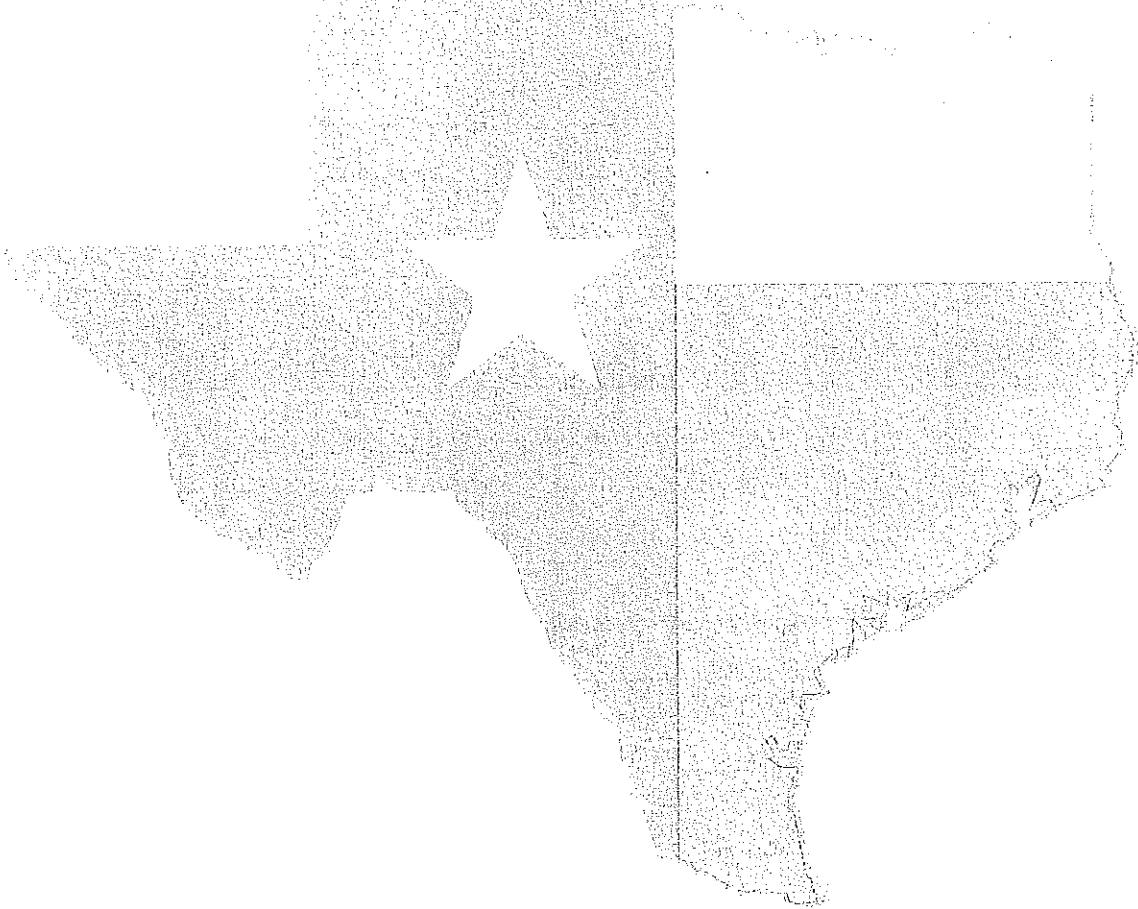
## Transaction Detail


**Texas Local Government Investment Pool**

Participant: VAN ZANDT COUNTY

Pool/Account: 449/2340100001

Transaction Date	Settlement Date	Transaction Description	Transaction Dollar Amount	Share Price	Shares This Transaction	Shares Owned
11/01/2018	11/01/2018	BEGINNING BALANCE	\$4,644,120.60	\$1.00		4,644,120.600
11/01/2018	11/01/2018	WITHDRAWAL	\$500,000.00-	\$1.00	500,000.000-	4,144,120.600
11/30/2018	11/30/2018	MONTHLY POSTING	\$7,503.75	\$1.00	7,503.750	4,151,624.350
<b>Account Value as of 11/30/2018</b>			<b>\$4,151,624.35</b>	<b>\$1.00</b>		<b>4,151,624.350</b>





# Summary Statement

November 2018


## Van Zandt County

121 East Dallas Street, Room 101  
Canton, TX 75103

### TXCLASS

Average Monthly Yield: 2.42%

	Beginning Balance	Contributions	Withdrawals	Income Earned	Income Earned YTD	Average Daily Balance	Month End Balance
TX-01-0250-0001 FINANCIAL CLEARING	767,370.26	0.00	0.00	1,530.55	14,324.71	768,183.90	768,900.81
<b>Total</b>	<b>767,370.26</b>	<b>0.00</b>	<b>0.00</b>	<b>1,530.55</b>	<b>14,324.71</b>	<b>768,183.90</b>	<b>768,900.81</b>



Account Statement

November 2018

**Van Zandt County**

121 East Dallas Street, Room 101  
Canton, TX 75103

**TXCLASS**

**TX-01-0250-0001**


**Summary**

Average Monthly Yield: 2.42%

		Beginning Balance	Contributions	Withdrawals	Income Earned	Average Daily Balance	Month End Balance
TX-01-0250-0001	FINANCIAL CLEARING	767,370.26	0.00	0.00	1,530.55	768,183.90	768,900.81

**Transactions**

Transaction Date	Transaction Description	Contributions & Income Earned	Withdrawals	Balance	Transaction Number
11/01/2018	Beginning Balance			767,370.26	
11/30/2018	Income Earned For The Period	1,530.55			
11/30/2018	Ending Balance			768,900.81	



Daily Rates

November 2018

**TXCLASS**

Date	Dividend Rate	Daily Yield
01-Nov-18	0.000065345	2.39%
02-Nov-18	0.000065361	2.39%
03-Nov-18	0.000065361	2.39%
04-Nov-18	0.000065361	2.39%
05-Nov-18	0.000065619	2.40%
06-Nov-18	0.000065619	2.40%
07-Nov-18	0.000065893	2.41%
08-Nov-18	0.000065942	2.41%
09-Nov-18	0.000066167	2.42%
10-Nov-18	0.000066167	2.42%
11-Nov-18	0.000066167	2.42%
12-Nov-18	0.000066167	2.42%
13-Nov-18	0.000066160	2.41%
14-Nov-18	0.000066274	2.42%
15-Nov-18	0.000066483	2.43%
16-Nov-18	0.000066715	2.44%
17-Nov-18	0.000066715	2.44%
18-Nov-18	0.000066715	2.44%
19-Nov-18	0.000066715	2.44%
20-Nov-18	0.000066989	2.45%
21-Nov-18	0.000066989	2.45%
22-Nov-18	0.000066989	2.45%
23-Nov-18	0.000066989	2.45%
24-Nov-18	0.000066989	2.45%
25-Nov-18	0.000066989	2.45%
26-Nov-18	0.000067095	2.45%
27-Nov-18	0.000067137	2.45%
28-Nov-18	0.000067127	2.45%
29-Nov-18	0.000067181	2.45%
30-Nov-18	0.000067263	2.46%

COMBINED STATEMENT OF CASH POSITION FOR NOVEMBER

FUND NAME	CHECKING ACCOUNT	CHECKING AMOUNT	TDOA ACCOUNT	TDOA AMOUNT	FUND TOTAL
2019 010 GENERAL FUND	FIN CLEAR AMERICAN CTY JURY	152,535.45	TDOA MBIA	519,212.77	
		3,343.00		1,295.44	676,386.66
2019 012 RESERVE FUNDS	FIN CLEAR		TDOA MBIA		
2019 015 SHERIFF CHAPTER 59 FORFEITURE AMERICAN		9,272.89-	TDOA MBIA	24,869.24	15,596.35
2019 016 DA FORFEITURE FUND	FIN CLEAR		TDOA MBIA		
	ESGROW #1	3,099.48			
	ESGROW #2	1,818.11			
	ESGROW #3	1,169.42			
	ESGROW #4	301.94			
	ESGROW #5	802.19			
	ESGROW #6	556.07			
	ESGROW #7	2,468.75			
	ESGROW #8				
	ESGROW #9	1,018.20			
	ESGROW #10				
	ESGROW #11	2,815.06			
	ESGROW #12	11,515.50			
	ESGROW #13				
	ESGROW #14				
	ESGROW #15				
	ESGROW #16				
	ESGROW #17				
	ESGROW #18				
	ESGROW #19	1,533.92			
	ESGROW #20	3,506.74			
	ESGROW #21				
	ESGROW #22	2,303.01			
	ESGROW #23				
	ESGROW #24	12,373.33			
	ESGROW #25	527.28			
	ESGROW #26				
	ESGROW #27	2,920.52			
	ESGROW #28	2,708.39			
	ESGROW #29	940.95			
	ESGROW #30	536.57			
	ESGROW #31	328.10			
	ESGROW #32	2,101.12			
	ESGROW #33				
	ESGROW #34	202.33			
	ESGROW #35				
	ESGROW #36	3,124.19			
	ESGROW #37				
	ESGROW #38				
	ESGROW #39	1,477.20			
	ESGROW #40				
	ESGROW #41	1,424.51			
	ESGROW #42				
	ESGROW #43				
	ESGROW #44				
	ESGROW #45				



COMBINED STATEMENT OF CASH POSITION FOR NOVEMBER

FUND NAME	CHECKING ACCOUNT	CHECKING AMOUNT	TDOA ACCOUNT	TDOA AMOUNT	FUND TOTAL
2019 017 BUILDING SECURITY FUND					
	FIN CLEAR	9,540.48	TDOA MBIA		83,347.26
2019 018 JUSTICE COURT BLDG SECURITY FIN CLEAR					
	FIN CLEAR	2,773.86	TDOA	9,130.35	11,904.21
2019 019 DA FORFEITURE FUND					
	ESCROW #13	987.51			
	ESCROW #14	1,161.62			
	ESCROW #15	6,482.36			
	ESCROW #16	2,947.91			
	ESCROW #45	1,680.11			13,259.51
2019 021 ROAD & BRIDGE - PCT. 1					
	FIN CLEAR	70,525.01	TDOA	199,426.48	

FUND NAME	CHECKING ACCOUNT	CHECKING AMOUNT	TDOA ACCOUNT	TDOA AMOUNT	FUND TOTAL
2019 022 ROAD & BRIDGE - PCT. 2	FIN CLEAR	196,888.52	TDOA MBIA	258,381.91	667,181.93
2019 023 ROAD & BRIDGE - PCT. 3	FIN CLEAR	144,752.34	TDOA MBIA	468,130.94	612,883.93
2019 024 ROAD & BRIDGE - PCT. 4	FIN CLEAR	133,562.02	TDOA MBIA	278,620.56	412,536.22
2019 026 ROAD & BRIDGE - GEN	FIN CLEAR	8,524.56	TDOA MBIA	353.64	24,438.63
2019 031 COUNTY ROAD FUND - PCT. 1	FIN CLEAR		TDOA MBIA	15,914.07	
2019 032 COUNTY ROAD FUND - PCT. 2	FIN CLEAR	434.00-	TDOA MBIA		434.00-
2019 033 COUNTY ROAD FUND - PCT. 3	FIN CLEAR		TDOA MBIA		
2019 034 COUNTY ROAD FUND - PCT. 4	FIN CLEAR		TDOA MBIA		
2019 035 VICTIM COORDINATOR GRANT	FIN CLEAR	8,789.71-	TDOA MBIA		8,789.71-
2019 036 DA FORFEITURE FUND II	FIN CLEAR	8,959.77	TDOA MBIA	17,952.61	26,912.38
2019 037 CONSTABLE PCT #4 SEIZURE	FIN CLEAR	760.89	TDOA MBIA	5,706.80	6,467.69
2019 040 COUNTY LAW LIBRARY FUND	FIN CLEAR	9,335.76	TDOA MBIA	49,005.96	58,341.72
2019 042 COUNTY FREE LIBRARY	FIN CLEAR	34,071.57	TDOA MBIA		34,071.57
2019 043 COMMUNITY LIBRARY CONTRIBUTION	FIN CLEAR		TDOA MBIA		
2019 047 DIGITIZE RECORDS	FIN CLEAR	4,458.80	TDOA MBIA	70,624.17	75,082.97
2019 048 SUPPLEMENTAL GUARDIANSHIP	FIN CLEAR	2,377.22	TDOA	28,555.26	30,932.48
2019 049 COUNTY CHLD ABUSE PREVENTION	FIN CLEAR	1,416.01	TDOA	6,087.54	7,503.55
2019 050 COURT RELATED PROGRAMS	FIN CLEAR		TDOA MBIA	53.25	53.25
2019 052 COUNTY & DISTRICT TECH FUND	FIN CLEAR	1,025.13	TDOA MBIA	3,571.02	4,596.15

FUND NAME	CHECKING ACCOUNT	CHECKING AMOUNT	TDOA ACCOUNT	TDOA AMOUNT	FUND TOTAL
2019 053 CAPITALCREDITSECONOMICDEVELOP	FIN CLEAR	3,056.59	TDOA	239,215.54	242,272.13
2019 054 DISTRICT CLERK TECHNOLOGY	FUFIN CLEAR	3,960.11	TDOA	13,550.90	17,511.01
2019 055 CHAPTER 19	FIN CLEAR	15.96	TDOA MBIA		15.96
2019 056 COUNTY RECORDS FUND	FIN CLEAR	9,149.86	TDOA MBIA	112,819.74	121,969.60
2019 057 COUNTY CLERK RECORDS FUND	FIN CLEAR	14,812.43	TDOA MBIA	117,676.53	132,488.96
2019 058 DISTRICT CLERK RECORDS FUND	FIN CLEAR	2,223.96	TDOA	5,757.70	7,981.66
2019 059 COUNTY CLERK ARCHIVE	FIN CLEAR	23,743.66	TDOA	215,964.10	239,707.76
2019 064 CAPITAL PROJECT ROADS PCT	NOFIN CLEAR		TDOA MBIA		
2019 070 PERMANENT IMPROVEMENT FUND	FIN CLEAR		TDOA MBIA		
2019 075 RIGHT-OF-WAY FUND	FIN CLEAR		TDOA MBIA		
2019 084 TAX ANTICIPATION NOTES	FIN CLEAR		TDOA MBIA		
2019 085 DEBT SERVICE FUND	DEBT CL	123,411.92	TDOA MBIA	192,257.50 253,208.19	568,877.61
2019 087 VZC INDIGENT HEALTH PROGRAM	FIN CLEAR	51,626.99	TDOA MBIA	150,000.00	201,626.99
2019 088 SOIL CONSERVATION DIST FUND	FIN CLEAR	1,742.01	TDOA MBIA	12,961.73	14,703.74
2019 090 APPELLATE JUSTICE SYSTEM	FUNFIN CLEAR	940.35	TDOA MBIA		940.35
2019 095 PAYROLL CLEARING ACCOUNT.	PAYCLEAR	194,039.82	MBIA		194,039.82
2019 096 GEN FIXED ASSETS ACCOUNT GRP			MBIA		
2019 097 LONG TERM DEBT GROUP			MBIA		
2019 131 VAN ZANDT COUNTY JAIL	FIN CLEAR	54,823.24	TDOA MBIA	255,000.00	309,823.24
2019 132 VAN ZANDT COUNTY SHERIFF DEPT	FIN CLEAR	66,299.78	TDOA MBIA	80,000.00	146,299.78
2019 135 CAPITAL MURDER	FIN CLEAR		TDOA		
2019 136 HOMELAND SECURITY GRANT	FIN CLEAR				

FUND NAME	CHECKING ACCOUNT	CHECKING AMOUNT	TDOA ACCOUNT	TDOA AMOUNT	FUND TOTAL
2019 139 HOMELAND SECURITY GRANT P25	FIN CLEAR	302.99-	TDOA MBIA		302.99-
2019 141 BULLET PROOF VEST GRANT	FIN CLEAR	5,430.50-	TDOA MBIA		5,430.50-
2019 145 SOLID WASTE GRANT	FIN CLEAR	203.03	TDOA		203.03
2019 261 CAPITAL PROJECT ROADS PCT NOFIN CLEAR	FIN CLEAR		TDOA		
2019 262 CAPITAL PROJECT ROADS PCT NOFIN CLEAR	FIN CLEAR		TDOA		
2019 264 CAPITAL PROJECT PCT 4	FIN CLEAR		TDOA		
2019 400 FRUITVALE 2011 TXCDBG 710056WATER					
2019 401 BENWHEELERMSC 71348911131115					
2019 402 LITTLEHOPEMOOREMSC7130260813					
2019 540 PRETRIAL SUPERVISION	FIN CLEAR	13,687.27	TDOA	127,982.26	141,669.53
2019 541 COMMUNITY SUP & CORRECTIONS	FIN CLEAR	20,297.01-	TDOA MBIA	394,777.69	374,480.68
2019 542 ADULT PROBATION CIVIL	FIN CLEAR	12,049.44	TDOA MBIA	39,643.42	352,290.20
2019 543 HIGH RISK SUBSTANCE ABUSE -CFIN CLEAR		46.50	TDOA MBIA		46.50
2019 544 HIGH RISK SEX OFFENDER -CCP FIN CLEAR		1,927.09	TDOA		1,927.09
2019 545 GRANT C COMMIT REDUCTION PROFIN CLEAR		6,164.91			6,164.91
2019 546 JUVENILE PROBATION FUND	FIN CLEAR	103,484.74-	TDOA MBIA		103,484.74-
2019 547 VZCJPD STATE AID GRANT	FIN CLEAR	16,194.11	TDOA MBIA		16,194.11
2019 548 VZCJPD PROGRESSIVE SANCTIONSFIN CLEAR			TDOA MBIA		
2019 549 VZCJPD - GRANT N	FIN CLEAR	28,868.51	TDOA MBIA		28,868.51
2019 550 D A SUPPLEMENTAL FUND	FIN CLEAR	2,333.02	TDOA MBIA	2,643.04	4,976.06
2019 551 VOICES - JUV CJD GRANT	FIN CLEAR	7,859.14-	TDOA		7,859.14-
2019 552 ETCOG RESIDENTIAL	FIN CLEAR	2,782.08-			2,782.08-
2019 554 GRANT I SECURE FELONY REIMB FIN CLEAR		665.00-	TDOA		665.00-

FUND NAME	CHECKING ACCOUNT	CHECKING AMOUNT	TDOA ACCOUNT	TDOA AMOUNT	FUND TOTAL
2019 555 JUVENILE PROBATION INTEREST	FIN CLEAR	47.13	TDOA MBIA	23,769.76	23,816.89
2019 556 REGIONAL SERVICE ENHANCEMENT	FIN CLEAR	148,273.39	TDOA MBIA		148,273.39
2019 557 GRANT 1	FIN CLEAR				
2019 558 GRANT S	FIN CLEAR	6,479.66	TDOA MBIA		6,479.66
2019 559 MENTAL IMPAIRMENT CASELOAD	FIN CLEAR				
2019 560 SALARY ADJUSTMENT FOR JUV PRP	FIN CLEAR				
2019 562 TITLE IV-E FEDERAL FOSTER CARI	FIN CLEAR				
2019 565 INDIGENT DEFENSE GRANT	FIN CLEAR	41,037.91	TDOA	311.44	41,349.35
2019 567 FIRE MARSHAL	FIN CLEAR	70,957.08	TDOA	126,350.65	197,307.73
2019 568 TECHNOLOGY RESOURCES	FIN CLEAR	1.50	TDOA		1.50
2019 569 HAVA ELECTION GRANT	FIN CLEAR	12,953.03			12,953.03
2019 570 GOLDEN WATER SUPPLY CORP					
2019 580 D.A. CHECK COLLECTION FUND	FIN CLEAR	3,778.97	TDOA MBIA	10,357.50	14,136.47
2019 591 CONSTABLE #1 TLEOSE FUND	FIN CLEAR	1,168.24	TDOA MBIA		1,168.24
2019 592 CONSTABLE #2 TLEOSE FUND	FIN CLEAR	1,184.54	MBIA		1,184.54
2019 593 CONSTABLE #3 TLEOSE FUND	FIN CLEAR	678.30	MBIA		678.30
2019 594 CONSTABLE #4 TLEOSE FUND	FIN CLEAR	4,266.32	TDOA MBIA		4,266.32
2019 595 SHERIFF TLEOSE FUND	FIN CLEAR	6,746.95	MBIA		6,746.95
2019 596 DA TLEOSE FUND	FIN CLEAR	941.88	MBIA		941.88
2019 597 VZC COMMISSARY PERSONNEL FUN	FIN CLEAR		MBIA		
2019 600 JUSTICE COURT TECHNOLOGY FUN	FIN CLEAR	6,355.41	TDOA MBIA	46,629.61	52,985.02
2019 602 CHILD ADVOCACY	FIN CLEAR				
2019 800 CONTRIBUTION RELIEF FUND	FIN CLEAR		TDOA	16,082.93	16,082.93
2019 802 VETERAN'S MEMORIAL WALL FUN	FIN CLEAR		TDOA		

DATE 12/18/2018 TIME 16:19

COMBINED STATEMENT OF CASH POSITION FOR NOVEMBER

FUND NAME	CHECKING ACCOUNT	CHECKING AMOUNT	TDOA ACCOUNT	TDOA AMOUNT	FUND TOTAL
2019 803 HISTORICAL COMMISSION	FIN CLEAR	2,684.01	TDOA	5,125.63	7,809.64
2019 804 VAN TORNADO-ASSISTANCE	FIN CLEAR				
2019 805 FEMA - DEC 2015 STORM	FIN CLEAR		TDOA		
2019 806 FEMA APRIL 2016 STORM	FIN CLEAR				
2019 807 HAZARD MITIGATION GRANT	FIN CLEAR		TDOA		
2019 808 COURTHOUSE PLANNING GRANT	FIN CLEAR	136,148.40-			136,148.40-
2019 809 PRETRIAL INTERVENTION PROGRAM	FIN CLEAR	13,100.00	TDOA		13,100.00
2019 810 SHERIFF JUSTICE FORFEITURE FFIN	CLEAR	17,614.14	TDOA		17,614.14
2019 811 SHERIFF TREASURY FORFEITURE	FIN CLEAR		TDOA		
2019 812 CONSTABLE PCT #1 FORFEITURE	FIN CLEAR		TDOA		
TOTAL		1,555,579.72		4,911,490.86	6,467,070.58

CHECK ACCOUNT

CHECK

ACCOUNT BALANCE - FTN CLEAR	1,138,178.21
ACCOUNT BALANCE - CTY JURY	3,343.00
ACCOUNT BALANCE - ESCROW #1	3,099.48
ACCOUNT BALANCE - ESCROW #2	1,818.11
ACCOUNT BALANCE - ESCROW #3	1,169.42
ACCOUNT BALANCE - ESCROW #4	301.94
ACCOUNT BALANCE - ESCROW #5	802.19
ACCOUNT BALANCE - ESCROW #6	556.07
ACCOUNT BALANCE - ESCROW #7	2,468.75
ACCOUNT BALANCE - ESCROW #9	1,018.20
ACCOUNT BALANCE - ESCROW #11	2,815.06
ACCOUNT BALANCE - ESCROW #12	11,515.50
ACCOUNT BALANCE - ESCROW #13	987.51
ACCOUNT BALANCE - ESCROW #14	1,181.62
ACCOUNT BALANCE - ESCROW #15	6,482.36
ACCOUNT BALANCE - ESCROW #16	2,947.91
ACCOUNT BALANCE - ESCROW #19	1,533.92
ACCOUNT BALANCE - ESCROW #20	3,506.74
ACCOUNT BALANCE - ESCROW #22	2,303.01
ACCOUNT BALANCE - ESCROW #24	12,373.33
ACCOUNT BALANCE - ESCROW #25	527.28
ACCOUNT BALANCE - ESCROW #27	2,920.52
ACCOUNT BALANCE - ESCROW #28	2,708.39
ACCOUNT BALANCE - ESCROW #29	940.95
ACCOUNT BALANCE - ESCROW #30	536.57
ACCOUNT BALANCE - ESCROW #31	328.10
ACCOUNT BALANCE - ESCROW #32	2,101.12
ACCOUNT BALANCE - ESCROW #35	202.33
ACCOUNT BALANCE - ESCROW #36	3,124.19
ACCOUNT BALANCE - ESCROW #39	1,477.20
ACCOUNT BALANCE - ESCROW #40	1,424.51
ACCOUNT BALANCE - ESCROW #45	1,680.11
ACCOUNT BALANCE - ESCROW #45	369.08
ACCOUNT BALANCE - ESCROW #58	2,629.51
ACCOUNT BALANCE - ESCROW #60	184.18
ACCOUNT BALANCE - ESCROW #69	5,024.60
ACCOUNT BALANCE - ESCROW #70	1,159.19
ACCOUNT BALANCE - ESCROW #72	4,285.82
ACCOUNT BALANCE - ESCROW #77	2,317.85
ACCOUNT BALANCE - ESCROW #79	354.34
ACCOUNT BALANCE - ESCROW #82	4,030.11
ACCOUNT BALANCE - ESCROW #84	639.20
ACCOUNT BALANCE - ESCROW #86	780.50
ACCOUNT BALANCE - DEBT CL	123,411.92
ACCOUNT BALANCE - PAYCLEAR	194,039.82

TOTAL

1,555,579.72

TDOA ACCOUNT

TDOA

ACCOUNT BALANCE - TDOA

4,144,120.60

ACCOUNT BALANCE - MBTA

767,370.26

TOTAL

4,911,490.86

FUND NAME	***** MONTH TO DATE ***** REVENUES	***** YEAR TO DATE ***** REVENUES	***** MONTH TO DATE ***** EXPENSES	***** YEAR TO DATE ***** EXPENSES
2019 GENERAL FUND	1,007,933.51	1,023,180.04	1,093,871.79	2,048,282.59
2019 RESERVE FUNDS	.00	.00	.00	.00
2019 SHERIFF CHAPTER 59 FORFEITURE	.00	718.93	.00	.00
2019 DA FORFEITURE FUND	.00	.00	.00	.00
2019 BUILDING SECURITY FUND	5,440.89	8,104.81	5,405.20	7,065.98
2019 JUSTICE COURT BLDG SECURITY	207.71	153.78	.00	67.00
2019 DA FORFEITURE FUND	.00	.00	.00	.00
2019 ROAD & BRIDGE - PCT. 1	111,439.16	136,594.17	151,725.87	191,032.42
2019 ROAD & BRIDGE - PCT. 2	149,682.86	174,558.98	65,051.33	137,450.90
2019 ROAD & BRIDGE - PCT. 3	131,590.21	155,678.79	83,784.93	161,334.25
2019 ROAD & BRIDGE - PCT. 4	137,307.83	228,583.48	119,898.81	228,972.38
2019 ROAD & BRIDGE - GEN	.00	40,001.14	9,747.56	13,489.47
2019 COUNTY ROAD FUND - PCT. 1	.00	.00	.00	.00
2019 COUNTY ROAD FUND - PCT. 2	.00	.00	.00	.00
2019 COUNTY ROAD FUND - PCT. 3	.00	.00	.00	.00
2019 COUNTY ROAD FUND - PCT. 4	.00	.00	.00	.00
2019 VICTIM COORDINATOR GRANT	7,757.96	.00	6,102.56	9,627.58
2019 DA FORFEITURE FUND II	9,207.18	9,698.04	3,437.69	4,847.40
2019 CONSTABLE PCT #4 SEIZURE	.00	10.36	.00	.00
2019 COUNTY LAW LIBRARY FUND	3,675.00	3,764.06	1,163.40	1,163.40
2019 COUNTY FREE LIBRARY	8,589.89	16,585.57	12,928.07	19,145.32
2019 COMMUNITY LIBRARY CONTRIBUTION	.00	.00	441.10	441.10
2019 DIGITIZE RECORDS	1,140.00	1,268.34	.00	.00
2019 SUPPLEMENTAL GUARDIANSHIP	360.00	411.89	.00	.00
2019 COUNTY CHILD ABUSE PREVENTION	80.82	91.88	.00	.00
2019 COURT RELATED PROGRAMS	.00	27.87	16,103.63	16,103.63



FUND NAME	***** MONTH TO DATE ***** REVENUES	***** MONTH TO DATE ***** EXPENSES	***** YEAR TO DATE ***** REVENUES	***** YEAR TO DATE ***** EXPENSES
2019 COUNTY & DISTRICT TECH FUND	179.89	.00	189.12	.00
2019 CAPITALCREDITSECONOMICDEVELOP	.00	.00	443.10	12,500.00
2019 DISTRICT CLERK TECHNOLOGY FUND	590.00	.00	614.62	.00
2019 CHAPTER 19	.00	.00	.00	.00
2019 COUNTY RECORDS FUND	1,886.83	115.00	2,107.34	290.00
2019 COUNTY CLERK RECORDS FUND	12,239.56	.00	12,458.37	9,587.00
2019 DISTRICT CLERK RECORDS FUND	370.34	919.12	382.50	1,260.75
2019 COUNTY CLERK ARCHIVE	11,473.00	.00	11,863.86	.00
2019 CAPITAL PROJECT ROADS PCT NO 4	.00	.00	.00	.00
2019 PERMANENT IMPROVEMENT FUND	.00	.00	.00	.00
2019 RIGHT-OF-WAY FUND	.00	.00	.00	.00
2019 TAX ANTICIPATION NOTES	.00	.00	.00	.00
2019 DEBT SERVICE FUND	73,846.03	.00	74,698.61	.00
2019 VZC INDIGENT HEALTH PROGRAM	9,750.00	12,098.38	19,500.00	15,354.38
2019 SOIL CONSERVATION DIST FUND	.00	.00	23.54	.00
2019 APPELLATE JUSTICE SYSTEM FUND	520.00	.00	520.00	.00
2019 PAYROLL CLEARING ACCOUNT.	.00	.00	.00	.00
2019 GEN FIXED ASSETS ACCOUNT GRP	.00	.00	.00	.00
2019 LONG TERM DEBT GROUP	.00	.00	.00	.00
2019 VAN ZANDT COUNTY JAIL	208,061.34	206,468.60	410,746.34	270,975.44
2019 VAN ZANDT COUNTY SHERIFF DEPT	224,886.00	224,255.47	449,697.00	300,253.08
2019 CAPITAL MURDER	.00	.00	.00	.00
2019 HOMELAND SECURITY GRANT	.00	.00	.00	.00
2019 HOMELAND SECURITY GRANT P25 CO	.00	.00	.00	.00
2019 BULLET PROOF VEST GRANT	.00	.00	.00	.00
2019 SOLID WASTE GRANT	.00	.00	.00	.00

FUND NAME	***** MONTH TO DATE ***** REVENUES	***** MONTH TO DATE ***** EXPENSES	***** YEAR TO DATE ***** REVENUES	***** YEAR TO DATE ***** EXPENSES
2019 CAPITAL PROJECT ROADS PCT NO 1	.00	.00	.00	.00
2019 CAPITAL PROJECT ROADS PCT NO 2	.00	.00	.00	.00
2019 CAPITAL PROJECT PCT 4	.00	.00	.00	.00
2019 FRUITVALE 2011 TXCDBG 710056	.00	.00	.00	.00
2019 BENWHEELERWSC 71348911131115	.00	.00	.00	.00
2019 LITTLEHOPEMOOREWSC713026081315	.00	.00	.00	.00
2019 PRETRIAL SUPERVISION	3,575.00	3,955.13	7,917.15	9,395.74
2019 COMMUNITY SUP & CORRECTIONS	42,465.17	57,703.06	125,106.86	108,608.04
2019 ADULT PROBATION CIVIL	1,620.00	1,583.72	4,025.02	3,399.17
2019 HIGH RISK SUBSTANCE ABUSE -CCP	1,901.83	4,931.13	9,917.96	9,917.96
2019 HIGH RISK SEX OFFENDER -CCP	.00	6,013.99	13,865.87	12,097.82
2019 GRANT C COMMIT REDUCTION PROG	4,934.00	6,452.72	19,738.00	13,880.78
2019 JUVENILE PROBATION FUND	42,056.45	40,283.38	70,202.57	88,132.39
2019 VZCJPD STATE AID GRANT	26,598.50	47,426.20	118,068.89	104,518.22
2019 VZCJPD PROGRESSIVE SANCTIONS	.00	.00	.00	.00
2019 VZCJPD - GRANT N	8,039.00	4,281.25	32,155.00	7,760.70
2019 D A SUPPLEMENTAL FUND	.00	2,878.61	4.79	3,828.89
2019 VOICES - JUV CJD GRANT	9,457.48	5,530.47	.00	10,422.81
2019 ETCOG RESIDENTIAL	.00	.00	.00	750.00
2019 GRANT I SECURE FELONY REIMB	.00	.00	.00	.00
2019 JUVENILE PROBATION INTEREST	1.61	.00	85.20	.00
2019 REGIONAL SERVICE ENHANCEMENT	.00	7,686.40	162,599.00	14,325.61
2019 GRANT I	.00	.00	.00	.00
2019 GRANT S	4,273.00	4,058.57	17,092.00	10,611.96
2019 MENTAL IMPAIRMENT CASELOAD	7,195.33	7,850.49	15,813.33	15,813.33
2019 SALARY ADJUSTMENT FOR JUV PROB	.00	.00	.00	.00

FUND NAME	***** MONTH TO DATE ***** REVENUES	***** YEAR TO DATE ***** REVENUES	***** MONTH TO DATE ***** EXPENSES	***** YEAR TO DATE ***** EXPENSES
2019 TITLE IV-E FEDERAL FOSTER CARE	.00	.00	6.70-	.00
2019 INDIGENT DEFENSE GRANT	12,427.50	.56	4,292.28	6,124.05
2019 FIRE MARSHAL	38,061.60	38,291.22	18,764.90	23,984.15
2019 TECHNOLOGY RESOURCES	.00	.00	.00	.00
2019 HAVA ELECTION GRANT	.00	.00	.00	.00
2019 GOLDEN WATER SUPPLY CORP	.00	.00	.00	.00
2019 D.A. CHECK COLLECTION FUND	210.00	288.82	361.32	480.41
2019 CONSTABLE #1 TLEOSE FUND	.00	.00	.00	.00
2019 CONSTABLE #2 TLEOSE FUND	.00	.00	.00	.00
2019 CONSTABLE #3 TLEOSE FUND	.00	.00	.00	.00
2019 CONSTABLE #4 TLEOSE FUND	.00	.00	.00	.00
2019 SHERIFF TLEOSE FUND	.00	.00	.00	.00
2019 DA TLEOSE FUND	.00	.00	.00	.00
2019 VZC COMMISSARY PERSONNEL FUND	.00	.00	.00	.00
2019 JUSTICE COURT TECHNOLOGY FUND	839.34	638.04	245.00	245.00
2019 CHILD ADVOCACY	.00	.00	.00	.00
2019 CONTRIBUTION RELIEF FUND	.00	.00	.00	.00
2019 VETERAN'S MEMORIAL WALL FUND	.00	.00	.00	.00
2019 HISTORICAL COMMISSION	145.00	1,059.29	.00	360.00
2019 VAN TORNADO-ASSISTANCE	54,630.97	54,630.97	23,181.60	23,181.60
2019 FEMA - DEC 2015 STORM	.00	.00	.00	.00
2019 FEMA APRIL 2016 STORM	.00	.00	.00	.00
2019 HAZARD MITIGATION GRANT	.00	.00	.00	.00
2019 COURTHOUSE PLANNING GRANT	45,382.80	45,382.80	90,765.60	181,531.20
2019 PRETRIAL INTERVENTION PROGRAM	1,000.00	4,600.00	.00	.00
2019 SHERIFF JUSTICE FORFEITURE FUN	.00	.00	.00	.00

DATE 12/18/2018 16:29

COMBINED STATEMENT OF REVENUES AND EXPENSES FOR NOVEMBER THRU NOVEMBER

FUND NAME	***** MONTH TO DATE ***** REVENUES	***** YEAR TO DATE ***** REVENUES	***** MONTH TO DATE ***** EXPENSES	***** YEAR TO DATE ***** EXPENSES
2019 SHERIFF TREASURY FORFEITURE FU	.00	.00	.00	.00
2019 CONSTABLE PCT #1 FORFEITURE FU	.00	.00	.00	.00
TOTAL	2,423,030.59	3,524,159.87	2,351,757.63	4,098,613.90

ACCOUNT NAME	BEGINNING CASH BALANCE	CASH RECEIPTS	CASH DISBURSEMENTS	ENDING CASH BALANCE
2019 010 GENERAL FUND	1,000.00			1,000.00
CASH	230,901.63	1,584,676.73	1,201,239.65	152,535.45
RETURNED CHECK FEES	.00	.00	.00	.00
AMERICAN NATIONAL CASH	.00	.00	.00	.00
VZC JURY CASH CLEARING	3,343.00	2,020.00	2,020.00	3,343.00
WZC CHECKING DEBT SERVICE	.00	.00	.00	.00
PETTY CASH COLLECTION-PCT. 1	100.00	.00	.00	100.00
PETTY CASH-CITY CLERK	500.00	.00	.00	500.00
PETTY CASH-DIST CLERK	400.00	.00	.00	400.00
COUNTY COURT JURY CASH	.00	.00	.00	.00
DISTRICT COURT JURY CASH	.00	.00	.00	.00
PETTY CASH-JP #1	200.00	.00	.00	200.00
PETTY CASH-JP #2	200.00	.00	.00	200.00
PETTY CASH - JP#4	200.00	.00	.00	200.00
PETTY CASH-SHERIFF	3,000.00	.00	.00	3,000.00
PETTY CASH-TAX COLLECTOR	.00	.00	.00	.00
PETTY CASH - TAX COLL (BOAT)	2.70	.00	.00	2.70
PETTY CASH-TAX (BOAT CK ACCT)	844,212.77	.00	325,000.00	519,212.77
TIME DEPOSIT ON ACCOUNT	1,295.44	.00	.00	1,295.44
MBIA MUNICIPAL INVESTORS SERV	622,553.28	1,586,696.73	1,528,259.65	680,990.36
FUND TOTALS				
2019 012 RESERVE FUNDS	.00	.00	.00	.00
CASH	.00	.00	.00	.00
TIME DEPOSIT ON ACCOUNT	.00	.00	.00	.00
MBIA MUNICIPAL INVESTORS SERV	.00	.00	.00	.00
FUND TOTALS	.00	.00	.00	.00
2019 015 SHERIFF CHAPTER 59 FOREPEITURE	8,341.25	.00	17,614.14	9,272.89
CASH	.00	.00	.00	.00
AMERICAN NATIONAL CASH	24,869.24	.00	.00	24,869.24
CASH-OTHER	.00	.00	.00	.00
TIME DEPOSIT ON ACCOUNT	.00	.00	.00	.00
MBIA MUNICIPAL INVESTORS SERV	33,210.49	.00	17,614.14	15,596.35
FUND TOTALS				
2019 016 DA FOREPEITURE FUND	3,099.20	.00	.00	3,099.48
CASH	1,817.87	.28	.00	1,818.11
ESCROW/BART ROGERS	1,169.27	.24	.00	1,169.42
ESCROW/HURST-LANE	301.90	.15	.00	301.94
ESCROW/CALE	802.12	.07	.00	802.19
ESCROW/RANDALL MOORE	556.03	.04	.00	556.07
ESCROW/TIMOTHY HENSON	2,468.53	.22	.00	2,468.75
ESCROW/DALTON KING	1,018.06	.00	.00	1,018.00
ESCROW/TONY KHAMPA	5,077.85	.14	.00	5,077.95
ESCROW/STANLEY CRAVEN	2,814.81	.10	.00	2,815.06
ESCROW/CULPEPPER	1,514.49	.25	.00	1,515.50
ESCROW/	.00	1.01	.00	.00
ESCROW/	.00	.00	.00	.00
ESCROW/	.00	.00	.00	.00
ESCROW/	.00	.00	.00	.00
ESCROW/	.00	.00	.00	.00
ESCROW/	8,257.40	.32	.00	8,257.72









ACCOUNT NAME	BEGINNING CASH BALANCE	CASH RECEIPTS	CASH DISBURSEMENTS	ENDING CASH BALANCE
2019 021 ROAD & BRIDGE - PCT. 1	96,253.21	111,439.16	137,167.36	70,525.01
CASH	199,426.48	.00	.00	199,426.48
TIME DEPOSIT ON ACCOUNT	211,911.50	.00	.00	211,911.50
MBIA MUNICIPAL INVESTORS SERV	295,683.19	111,439.16	137,167.36	269,954.99
FUND TOTALS				
2019 022 ROAD & BRIDGE - PCT. 2	97,941.39	149,752.66	50,805.53	196,888.52
CASH	258,381.91	.00	.00	258,381.91
TIME DEPOSIT ON ACCOUNT	211,911.50	.00	.00	211,911.50
MBIA MUNICIPAL INVESTORS SERV	368,234.80	149,752.66	50,805.53	667,181.93
FUND TOTALS				
2019 023 ROAD & BRIDGE - PCT. 3	62,391.73	161,662.85	79,302.24	144,752.34
CASH	498,130.94	.00	30,000.00	468,130.94
TIME DEPOSIT ON ACCOUNT	560,523.32	161,662.85	109,302.24	612,883.93
MBIA MUNICIPAL INVESTORS SERV				
FUND TOTALS				
2019 024 ROAD & BRIDGE - PCT. 4	101,794.93	137,307.83	105,540.74	133,562.02
CASH	278,620.56	.00	.00	278,620.56
TIME DEPOSIT ON ACCOUNT	353.64	.00	.00	353.64
MBIA MUNICIPAL INVESTORS SERV	380,769.13	137,307.83	105,540.74	412,536.22
FUND TOTALS				
2019 026 ROAD & BRIDGE - GEN	30,811.86	15,286.10	22,287.30	8,524.56
CASH	627.97	.00	.00	15,914.07
TIME DEPOSIT ON ACCOUNT	.00	.00	.00	.00
MBIA MUNICIPAL INVESTORS SERV	31,439.83	15,286.10	22,287.30	24,438.63
FUND TOTALS				
2019 031 COUNTY ROAD FUND - PCT. 1	.00	.00	.00	.00
CASH	.00	.00	.00	.00
TIME DEPOSIT ON ACCOUNT	.00	.00	.00	.00
MBIA MUNICIPAL INVESTORS SERV	.00	.00	.00	.00
FUND TOTALS				
2019 032 COUNTY ROAD FUND - PCT. 2	434.00	.00	.00	434.00
CASH	.00	.00	.00	.00
TIME DEPOSIT ON ACCOUNT	.00	.00	.00	.00
MBIA MUNICIPAL INVESTORS SERV	434.00	.00	.00	434.00
FUND TOTALS				
2019 033 COUNTY ROAD FUND - PCT. 3	.00	.00	.00	.00
CASH	.00	.00	.00	.00
TIME DEPOSIT ON ACCOUNT	.00	.00	.00	.00
MBIA MUNICIPAL INVESTORS SERV	.00	.00	.00	.00
FUND TOTALS				
2019 034 COUNTY ROAD FUND - PCT. 4	.00	.00	.00	.00
CASH				

ACCOUNT NAME	BEGINNING CASH BALANCE	CASH RECEIPTS	CASH DISBURSEMENTS	ENDING CASH BALANCE
2019 035 VICTIM COORDINATOR GRANT	12,316.52-	7,867.96	4,341.15-	8,789.71-
CASH	.00	.00	.00	.00
TIME DEPOSIT ON ACCOUNT	.00	.00	.00	.00
MBIA MUNICIPAL INVESTORS	.00	.00	.00	.00
FUND TOTALS	12,316.52-	7,867.96	4,341.15-	8,789.71-
2019 036 DA FORFEITURE FUND II	2,808.78-	14,207.18	2,438.63-	8,959.77
CASH	22,952.61	.00	5,000.00-	17,952.61
TIME DEPOSIT ON ACCOUNT	.00	.00	.00	.00
MBIA MUNICIPAL INVESTORS	.00	.00	.00	.00
FUND TOTALS	20,143.83	14,207.18	7,438.63-	26,912.38
2019 037 CONSTABLE PCT #4 SEIZURE	760.89	.00	.00	760.89
CASH	5,706.80	.00	.00	5,706.80
TIME DEPOSIT ON ACCOUNT	.00	.00	.00	.00
MBIA MUNICIPAL INVESTORS	.00	.00	.00	.00
FUND TOTALS	6,467.69	.00	.00	6,467.69
2019 040 COUNTY LAW LIBRARY FUND	6,824.16	3,675.00	1,163.40-	9,335.76
CASH	49,005.96	.00	.00	49,005.96
TIME DEPOSIT ON ACCOUNT	.00	.00	.00	.00
MBIA MUNICIPAL INVESTORS	.00	.00	.00	.00
FUND TOTALS	55,830.12	3,675.00	1,163.40-	58,341.72
2019 042 COUNTY FREE LIBRARY	34,861.42	8,589.89	9,379.74-	34,071.57
CASH	.00	.00	.00	.00
TIME DEPOSIT ON ACCOUNT	.00	.00	.00	.00
MBIA MUNICIPAL INVESTORS	.00	.00	.00	.00
FUND TOTALS	34,861.42	8,589.89	9,379.74-	34,071.57
2019 043 COMMUNITY LIBRARY CONTRIBUTION	441.10	.00	441.10-	.00
CASH	.00	.00	.00	.00
TIME DEPOSIT ON ACCOUNT	.00	.00	.00	.00
MBIA MUNICIPAL INVESTORS	.00	.00	.00	.00
FUND TOTALS	441.10	.00	441.10-	.00
2019 047 DIGITIZE RECORDS	3,318.80	1,140.00	.00	4,458.80
CASH	70,624.17	.00	.00	70,624.17
TIME DEPOSIT ON ACCOUNT	.00	.00	.00	.00
MBIA	.00	.00	.00	.00
FUND TOTALS	73,942.97	1,140.00	.00	75,082.97
2019 048 SUPPLEMENTAL GUARDIANSHIP	2,017.22	360.00	.00	2,377.22
CASH	28,555.26	.00	.00	28,555.26
TEXPOOL	30,572.48	360.00	.00	30,932.48
FUND TOTALS	30,572.48	360.00	.00	30,932.48
2019 049 COUNTY CHLD ABUSE PREVENTION	1,335.19	80.82	.00	1,416.01
CASH	6,087.54	.00	.00	6,087.54
TIME DEPOSIT ON ACCOUNT	.00	.00	.00	.00
FUND TOTALS	7,422.73	80.82	.00	7,503.55
2019 050 COURT RELATED PROGRAMS	817.53	15,286.10	16,103.63-	.00
CASH				

ACCOUNT NAME	BEGINNING CASH BALANCE	CASH RECEIPTS	CASH DISBURSEMENTS	ENDING CASH BALANCE
2019 052 COUNTY & DISTRICT TECH FUND	845.24	179.89	.00	1,025.13
CASH	3,571.02	.00	.00	3,571.02
TIME DEPOSIT ON ACCOUNT	.00	.00	.00	.00
MBIA	.00	.00	.00	.00
FUND TOTALS	4,416.26	179.89	.00	4,596.15
2019 053 CAPITALCREDITSECONOMICDEVELOP	3,056.59	.00	.00	3,056.59
CASH	239,215.54	.00	.00	239,215.54
TIME DEPOSIT ON ACCOUNT	242,272.13	.00	.00	242,272.13
FUND TOTALS	481,487.72	.00	.00	481,487.72
2019 054 DISTRICT CLERK TECHNOLOGY FUND	3,370.11	590.00	.00	3,960.11
CASH	13,550.90	.00	.00	13,550.90
TIME DEPOSIT ON ACCOUNT	.00	.00	.00	.00
MBIA MUNICIPAL INVESTORS SERV	16,921.01	590.00	.00	17,511.01
FUND TOTALS	19,842.02	1,180.00	.00	21,022.02
2019 055 CHAPTER 19	15.96	.00	.00	15.96
TIME DEPOSIT ON ACCOUNT	.00	.00	.00	.00
MBIA	.00	.00	.00	.00
FUND TOTALS	15.96	.00	.00	15.96
2019 056 COUNTY RECORDS FUND	7,378.03	1,886.83	115.00-	9,149.86
CASH	112,819.74	.00	.00	112,819.74
TIME DEPOSIT ON ACCOUNT	.00	.00	.00	.00
MBIA MUNICIPAL INVESTORS SERV	120,197.77	1,886.83	115.00-	121,969.60
FUND TOTALS	132,375.80	1,886.83	115.00-	134,147.63
2019 057 COUNTY CLERK RECORDS FUND	2,572.87	12,239.56	.00	14,812.43
CASH	117,676.53	.00	.00	117,676.53
TIME DEPOSIT ON ACCOUNT	.00	.00	.00	.00
MBIA MUNICIPAL INVESTORS SERV	120,249.40	12,239.56	.00	132,488.96
FUND TOTALS	137,822.37	12,239.56	.00	150,061.93
2019 058 DISTRICT CLERK RECORDS FUND	2,564.39	370.34	710.77-	2,223.96
CASH	5,757.70	.00	.00	5,757.70
TIME DEPOSIT ON ACCOUNT	8,322.09	370.34	710.77-	7,981.66
FUND TOTALS	13,879.88	740.68	710.77-	13,909.79
2019 059 COUNTY CLERK ARCHIVE	12,270.66	11,473.00	.00	23,743.66
CASH	215,964.10	.00	.00	215,964.10
TIME DEPOSIT ON ACCOUNT	228,234.76	11,473.00	.00	239,707.76
FUND TOTALS	444,205.42	11,473.00	.00	455,678.42
2019 064 CAPITAL PROJECT ROADS PCT NO 4	.00	.00	.00	.00
CASH	.00	.00	.00	.00
TIME DEPOSIT ON ACCOUNT	.00	.00	.00	.00
MBIA MUNICIPAL INVESTORS SERV	.00	.00	.00	.00
FUND TOTALS	.00	.00	.00	.00
2019 070 PERMANENT IMPROVEMENT FUND	.00	.00	.00	.00
CASH	.00	.00	.00	.00

ACCOUNT NAME	BEGINNING CASH BALANCE	CASH RECEIPTS	CASH DISBURSEMENTS	ENDING CASH BALANCE
2019 075 RIGHT-OF-WAY FUND				
CASH	.00	.00	.00	.00
TIME DEPOSIT ON ACCOUNT	.00	.00	.00	.00
MBIA MUNICIPAL INVESTORS SERV	.00	.00	.00	.00
FUND TOTALS	.00	.00	.00	.00
2019 084 TAX ANTICIPATION NOTES				
CASH	.00	.00	.00	.00
TIME DEPOSIT ON ACCOUNT	.00	.00	.00	.00
MBIA	.00	.00	.00	.00
FUND TOTALS	.00	.00	.00	.00
2019 085 DEBT SERVICE FUND				
CASH	49,565.89	73,846.03	.00	123,411.92
TIME DEPOSIT ON ACCOUNT	192,257.50	.00	.00	192,257.50
MBIA MUNICIPAL INVESTORS SERV	253,208.19	.00	.00	253,208.19
FUND TOTALS	495,031.58	73,846.03	.00	568,877.61
2019 087 VZC INDIGENT HEALTH PROGRAM				
CASH	52,536.55	9,750.00	10,659.56	51,626.99
TIME DEPOSIT ON ACCOUNT	150,000.00	.00	.00	150,000.00
MBIA MUNICIPAL INVESTORS SERV	.00	.00	.00	.00
FUND TOTALS	202,536.55	9,750.00	10,659.56	201,626.99
2019 088 SOIL CONSERVATION DIST FUND				
CASH	1,742.01	.00	.00	1,742.01
TIME DEPOSIT ON ACCOUNT	12,961.73	.00	.00	12,961.73
MBIA MUNICIPAL INVESTORS SERV	.00	.00	.00	.00
FUND TOTALS	14,703.74	.00	.00	14,703.74
2019 090 APPELLATE JUSTICE SYSTEM FUND				
CASH	420.35	520.00	.00	940.35
TIME DEPOSIT ON ACCOUNT	.00	.00	.00	.00
MBIA MUNICIPAL INVESTORS SERV	.00	.00	.00	.00
FUND TOTALS	420.35	520.00	.00	940.35
2019 095 PAYROLL CLEARING ACCOUNT.				
CASH	194,039.82	.00	.00	194,039.82
MBIA MUNICIPAL INVESTORS SERV	.00	.00	.00	.00
FUND TOTALS	194,039.82	.00	.00	194,039.82
2019 096 GEN FIXED ASSETS ACCOUNT GRP				
MBIA MUNICIPAL INVESTORS SERV	.00	.00	.00	.00
FUND TOTALS	.00	.00	.00	.00
2019 097 LONG TERM DEBT GROUP				
MBIA MUNICIPAL INVESTORS SERV	.00	.00	.00	.00
FUND TOTALS	.00	.00	.00	.00
2019 131 VAN ZANDT COUNTY JAIL				
CASH	58,823.56	268,061.34	154,414.54	54,823.24
MEDICARE PAYABLE	.00	.00	.00	.00
VOUCHERS PAYABLE	.00	.00	.00	.00

ACCOUNT NAME	BEGINNING CASH BALANCE	CASH RECEIPTS	CASH DISBURSEMENTS	ENDING CASH BALANCE
2019 132 VAN ZANDT COUNTY SHERIFF DEPT				
CASH	78,335.89-	304,886.00	160,250.33-	66,299.78
TIME DEPOSIT ON ACCOUNT	160,000.00	.00	80,000.00-	80,000.00
MBIA MUNICIPAL INVESTORS SERV	.00	.00	.00	.00
FUND TOTALS	256,176.44	268,061.34	214,414.54-	309,823.24
2019 135 CAPITAL MURDER				
CASH	.00	.00	.00	.00
TEXPOOL	.00	.00	.00	.00
FUND TOTALS	.00	.00	.00	.00
2019 136 HOMELAND SECURITY GRANT				
CASH	.00	.00	.00	.00
TIME DEPOSIT ON ACCOUNT	.00	.00	.00	.00
FUND TOTALS	.00	.00	.00	.00
2019 139 HOMELAND SECURITY GRANT P25 CO				
CASH	302.99-	.00	.00	302.99-
TIME DEPOSIT ON ACCOUNT	.00	.00	.00	.00
MBIA MUNICIPAL INVESTORS SERV	.00	.00	.00	.00
FUND TOTALS	302.99-	.00	.00	302.99-
2019 141 BULLET PROOF VEST GRANT				
CASH	5,430.50-	.00	.00	5,430.50-
TIME DEPOSIT ON ACCOUNT	.00	.00	.00	.00
MBIA MUNICIPAL INVESTORS SERV	.00	.00	.00	.00
FUND TOTALS	5,430.50-	.00	.00	5,430.50-
2019 145 SOLID WASTE GRANT				
CASH	203.03	.00	.00	203.03
TIME DEPOSIT ON ACCOUNT	.00	.00	.00	.00
FUND TOTALS	203.03	.00	.00	203.03
2019 261 CAPITAL PROJECT ROADS PCT NO 1				
CASH	.00	.00	.00	.00
TIME DEPOSIT ON ACCOUNT	.00	.00	.00	.00
FUND TOTALS	.00	.00	.00	.00
2019 262 CAPITAL PROJECT ROADS PCT NO 2				
CASH	.00	.00	.00	.00
TIME DEPOSIT ON ACCOUNT	.00	.00	.00	.00
FUND TOTALS	.00	.00	.00	.00
2019 264 CAPITAL PROJECT PCT 4				
CASH	.00	.00	.00	.00
TIME DEPOSIT ON ACCOUNT	.00	.00	.00	.00
FUND TOTALS	.00	.00	.00	.00
2019 400 FRUITVALE 2011 TXCDBG 710056				
CASH	.00	.00	.00	.00
WATER GRANT CASH	.00	.00	.00	.00
FUND TOTALS	.00	.00	.00	.00
2019 401 BENNHELEERSWC 71348911131115				
FUND TOTALS	.00	.00	.00	.00

ACCOUNT NAME	BEGINNING CASH BALANCE	CASH RECEIPTS	CASH DISBURSEMENTS	ENDING CASH BALANCE
2019 402 LITTLEHOPEMOOREWSC713026081315				
CASH	.00	.00	.00	.00
WATER GRANT CASH	.00	.00	.00	.00
FUND TOTALS	.00	.00	.00	.00
2019 540 PRETRIAL SUPERVISION				
CASH	13,064.31	4,066.41	3,443.45	13,687.27
TDOA	127,982.26	.00	.00	127,982.26
FUND TOTALS	141,046.57	4,066.41	3,443.45	141,669.53
2019 541 COMMUNITY SUP & CORRECTIONS				
CASH	5,408.81	36,162.03	51,050.23	20,297.01
PERY CASH	100.00	.00	.00	100.00
TIME DEPOSIT ON ACCOUNT	394,777.69	.00	.00	394,777.69
MBIA MUNICIPAL INVESTORS SERV	.00	.00	.00	.00
FUND TOTALS	389,468.88	36,162.03	51,050.23	374,580.68
2019 542 ADULT PROBATION CIVIL				
CASH	11,952.54	1,501.13	1,404.23	12,049.44
TDOA	39,643.42	.00	.00	39,643.42
MBIA	300,597.34	.00	.00	300,597.34
FUND TOTALS	352,193.30	1,501.13	1,404.23	352,290.20
2019 543 HIGH RISK SUBSTANCE ABUSE -CCP				
CASH	1,968.89	1,901.83	3,824.22	46.50
TIME DEPOSIT ON ACCOUNT	.00	.00	.00	.00
MBIA MUNICIPAL INVESTORS SERV	.00	.00	.00	.00
FUND TOTALS	1,968.89	1,901.83	3,824.22	46.50
2019 544 HIGH RISK SEX OFFENDER -CCP				
CASH	6,499.56	.00	4,572.47	1,927.09
TIME DEPOSIT ON ACCOUNT	.00	.00	.00	.00
MBIA MUNICIPAL INVESTORS SERV	.00	.00	.00	.00
FUND TOTALS	6,499.56	.00	4,572.47	1,927.09
2019 545 GRANT C COMMIT REDUCTION PROG				
CASH	5,836.43	4,934.00	4,605.52	6,164.91
FUND TOTALS	5,836.43	4,934.00	4,605.52	6,164.91
2019 546 JUVENILE PROBATION FUND				
CASH	115,262.28	45,666.80	33,889.26	103,484.74
TIME DEPOSIT ON ACCOUNT	.00	.00	.00	.00
MBIA MUNICIPAL INVESTORS SERV	.00	.00	.00	.00
FUND TOTALS	115,262.28	45,666.80	33,889.26	103,484.74
2019 547 VZCJPD STATE AID GRANT				
CASH	26,087.03	102,054.89	111,947.81	16,194.11
TIME DEPOSIT ON ACCOUNT	.00	.00	.00	.00
MBIA MUNICIPAL INVESTORS SERV	.00	.00	.00	.00
FUND TOTALS	26,087.03	102,054.89	111,947.81	16,194.11
2019 548 VZCJPD PROGRESSIVE SANCTIONS				
CASH	.00	.00	.00	.00
TIME DEPOSIT ON ACCOUNT	.00	.00	.00	.00
MBIA MUNICIPAL INVESTORS SERV	.00	.00	.00	.00
FUND TOTALS	.00	.00	.00	.00

ACCOUNT NAME	BEGINNING CASH BALANCE	CASH RECEIPTS	CASH DISBURSEMENTS	ENDING CASH BALANCE
2019 549 VZCJPD - GRANT N	25,110.76	12,320.25	8,562.50	28,868.51
CASH	.00	.00	.00	.00
TIME DEPOSIT ON ACCOUNT	.00	.00	.00	.00
MBIA MUNICIPAL INVESTORS SERV	.00	.00	.00	.00
FUND TOTALS	25,110.76	12,320.25	8,562.50	28,868.51
2019 550 D A SUPPLEMENTAL FUND	4,377.83	.00	2,044.81	2,333.02
CASH	2,643.04	.00	.00	2,643.04
TIME DEPOSIT ON ACCOUNT	.00	.00	.00	.00
MBIA MUNICIPAL INVESTORS SERV	.00	.00	.00	.00
FUND TOTALS	7,020.87	.00	2,044.81	4,976.06
2019 551 VOICES - JUV CJD GRANT	13,151.87	9,457.48	4,164.75	7,859.14
VOICES - CJD JUV GRANT	.00	.00	.00	.00
TIME DEPOSIT ON ACCOUNT	.00	.00	.00	.00
FUND TOTALS	13,151.87	9,457.48	4,164.75	7,859.14
2019 552 ETCOG RESIDENTIAL	2,782.08	.00	.00	2,782.08
CASH	2,782.08	.00	.00	2,782.08
FUND TOTALS	2,782.08	.00	.00	2,782.08
2019 554 GRANT I SECURE FELONY REIMB	665.00	.00	.00	665.00
GRANT I SECURE FELONY REIMB	.00	.00	.00	.00
TIME DEPOSIT ON ACCOUNT	.00	.00	.00	.00
FUND TOTALS	665.00	.00	.00	665.00
2019 555 JUVENILE PROBATION INTEREST	45.52	1.61	.00	47.13
CASH	23,769.76	.00	.00	23,769.76
TIME DEPOSIT ON ACCOUNT	.00	.00	.00	.00
MBIA MUNICIPAL INVESTORS SERV	.00	.00	.00	.00
FUND TOTALS	23,815.28	1.61	.00	23,816.89
2019 556 REGIONAL SERVICE ENHANCEMENT	155,177.79	4,995.00	11,899.40	148,273.39
CASH	155,177.79	4,995.00	11,899.40	148,273.39
FUND TOTALS	155,177.79	4,995.00	11,899.40	148,273.39
2019 557 GRANT I	.00	.00	.00	.00
CASH	.00	.00	.00	.00
FUND TOTALS	.00	.00	.00	.00
2019 558 GRANT S	5,765.61	5,544.50	4,830.45	6,479.66
CASH	5,765.61	5,544.50	4,830.45	6,479.66
FUND TOTALS	5,765.61	5,544.50	4,830.45	6,479.66
2019 559 MENTAL IMPAIRMENT CASeload	1,627.00	9,097.16	7,470.16	.00
CASH	.00	.00	.00	.00
TIME DEPOSIT ON ACCOUNT	.00	.00	.00	.00
MBIA MUNICIPAL INVESTORS SERV	.00	.00	.00	.00
FUND TOTALS	1,627.00	9,097.16	7,470.16	.00
2019 560 SALARY ADJUSTMENT FOR JUV PROB	.00	.00	.00	.00
CASH	.00	.00	.00	.00
TIME DEPOSIT ON ACCOUNT	.00	.00	.00	.00
MBIA MUNICIPAL INVESTORS SERV	.00	.00	.00	.00
FUND TOTALS	.00	.00	.00	.00
2019 562 TITLE IV-E FEDERAL FOSTER CARE	6.70	6.70	.00	.00
CASH	6.70	6.70	.00	.00

ACCOUNT NAME	BEGINNING CASH BALANCE	CASH RECEIPTS	CASH DISBURSEMENTS	ENDING CASH BALANCE
2019 565 INDIGENT DEFENSE GRANT	31,649.01	12,427.50	3,038.60	41,037.91
CASH	311.44	.00	.00	311.44
TIME DEPOSIT ON ACCOUNT	31,337.57	12,427.50	3,038.60	41,349.35
FUND TOTALS	31,960.45	6.70	.00	.00
2019 567 FIRE MARSHAL	48,319.12	38,061.60	15,423.64	70,957.08
CASH	126,350.65	.00	.00	126,350.65
TDOA	174,669.77	38,061.60	15,423.64	197,307.73
FUND TOTALS	1.50	.00	.00	1.50
2019 568 TECHNOLOGY RESOURCES	1.50	.00	.00	.00
CASH	.00	.00	.00	.00
TIME DEPOSIT ON ACCOUNT	1.50	.00	.00	1.50
FUND TOTALS	12,953.03	.00	.00	12,953.03
2019 569 HAVA ELECTION GRANT	12,953.03	.00	.00	12,953.03
CASH	12,953.03	.00	.00	12,953.03
FUND TOTALS	3,825.49	210.00	256.52	3,778.97
2019 570 GOLDEN WATER SUPPLY CORP	10,357.50	.00	.00	10,357.50
GOLDEN WATER TDHCA 726216	14,182.99	210.00	256.52	14,136.47
MBIA MUNICIPAL INVESTORS SERV				
FUND TOTALS	1,168.24	.00	.00	1,168.24
2019 591 CONSTABLE #1 TLEOSE FUND	.49	.00	.00	.49
CASH	.00	.00	.00	.00
CASH - CITIZENS NATIONAL	.00	.00	.00	.00
TDOA	.00	.00	.00	.00
MBIA MUNICIPAL INVESTORS SERV	.00	.00	.00	.00
FUND TOTALS	1,167.75	.00	.00	1,167.75
2019 592 CONSTABLE #2 TLEOSE FUND	1,184.54	.00	.00	1,184.54
CASH	.00	.00	.00	.00
CASH OTHER	.00	.00	.00	.00
MBIA MUNICIPAL INVESTORS SERV	.00	.00	.00	.00
FUND TOTALS	1,184.54	.00	.00	1,184.54
2019 593 CONSTABLE #3 TLEOSE FUND	678.30	.00	.00	678.30
CASH	1,790.75	.00	.00	1,790.75
CASH OTHER - ANB/CANTON	.00	.00	.00	.00
MBIA MUNICIPAL INVESTORS SERV	.00	.00	.00	.00
FUND TOTALS	2,469.05	.00	.00	2,469.05
2019 594 CONSTABLE #4 TLEOSE FUND	4,266.32	.00	.00	4,266.32
CASH	.00	.00	.00	.00
TIME DEPOSIT ON ACCOUNT	.00	.00	.00	.00
MBIA MUNICIPAL INVESTORS SERV	.00	.00	.00	.00



ACCOUNT NAME	BEGINNING CASH BALANCE	CASH RECEIPTS	CASH DISBURSEMENTS	ENDING CASH BALANCE
2019 595 SHERIFF TLEOSE FUND	4,266.32	.00	.00	4,266.32
CASH	6,746.95	.00	.00	6,746.95
MBIA MUNICIPAL INVESTORS SERV	.00	.00	.00	.00
FUND TOTALS	6,746.95	.00	.00	6,746.95
2019 596 DA TLEOSE FUND	941.88	.00	.00	941.88
CASH	941.88	.00	.00	941.88
MBIA MUNICIPAL INVESTORS SERV	.00	.00	.00	.00
FUND TOTALS	941.88	.00	.00	941.88
2019 597 VZC COMMISSARY PERSONNEL FUND	.00	.00	.00	.00
CASH	.00	.00	.00	.00
MBIA MUNICIPAL INVESTORS SERV	.00	.00	.00	.00
FUND TOTALS	.00	.00	.00	.00
2019 600 JUSTICE COURT TECHNOLOGY FUND	5,761.07	839.34	245.00	6,355.41
CASH	46,629.61	.00	.00	46,629.61
TIME DEPOSIT ON ACCOUNT	.00	.00	.00	.00
MBIA MUNICIPAL INVESTORS SERV	.00	.00	.00	.00
FUND TOTALS	52,390.68	839.34	245.00	52,985.02
2019 602 CHILD ADVOCACY HISTORICAL COMMISSION CASH	.00	.00	.00	.00
HISTORICAL COMMISSION CASH	.00	.00	.00	.00
MBIA MUNICIPAL INVESTORS SERV	.00	.00	.00	.00
FUND TOTALS	.00	.00	.00	.00
2019 800 CONTRIBUTION RELIEF FUND	16,082.93	.00	.00	16,082.93
CASH	16,082.93	.00	.00	16,082.93
TIME DEPOSIT ON ACCOUNT	.00	.00	.00	.00
FUND TOTALS	16,082.93	.00	.00	16,082.93
2019 802 VETERAN'S MEMORIAL WALL FUND	.00	.00	.00	.00
CASH	.00	.00	.00	.00
TIME DEPOSIT ON ACCOUNT	.00	.00	.00	.00
FUND TOTALS	.00	.00	.00	.00
2019 803 HISTORICAL COMMISSION HISTORICAL COMMISSION CASH	2,539.01	145.00	.00	2,684.01
HISTORICAL COMMISSION CASH	5,125.63	.00	.00	5,125.63
TIME DEPOSIT ON ACCOUNT	7,664.64	.00	.00	7,809.64
FUND TOTALS	15,329.28	145.00	.00	15,474.28
2019 804 VAN TORNADO-ASSISTANCE VAN TORNADO-ASSISTANCE-CASH	31,449.37	54,630.97	23,181.60	62,898.74
VAN TORNADO-ASSISTANCE-CASH	.00	.00	.00	.00
VTASST-TIME DEPOSITON ACCOUNT	.00	.00	.00	.00
FUND TOTALS	31,449.37	54,630.97	23,181.60	62,898.74
2019 805 FEMA - DEC 2015 STORM	.00	.00	.00	.00
CASH	.00	.00	.00	.00
TIME DEPOSIT ON ACCOUNT	.00	.00	.00	.00
FUND TOTALS	.00	.00	.00	.00
2019 806 FEMA APRIL 2016 STORM	.00	.00	.00	.00
CASH	.00	.00	.00	.00
TIME DEPOSIT ON ACCOUNT	.00	.00	.00	.00
FUND TOTALS	.00	.00	.00	.00

ACCOUNT NAME	BEGINNING CASH BALANCE	CASH RECEIPTS	CASH DISBURSEMENTS	ENDING CASH BALANCE
2019 807 HAZARD MITIGATION GRANT				
CASH	.00	.00	.00	.00
TIME DEPOSIT ON ACCOUNT	.00	.00	.00	.00
MBIA MUNICIPAL INVESTORS SERV	.00	.00	.00	.00
FUND TOTALS	.00	.00	.00	.00
2019 808 COURTHOUSE PLANNING GRANT				
CASH	90,765.60-	45,382.80	90,765.60-	136,148.40-
WATER GRANT CASH	.00	.00	.00	.00
FUND TOTALS	90,765.60-	45,382.80	90,765.60-	136,148.40-
2019 809 PRETRIAL INTERVENTION PROGRAM				
CASH	12,100.00	1,000.00	.00	13,100.00
TIME DEPOSIT ON ACCOUNT	.00	.00	.00	.00
FUND TOTALS	12,100.00	1,000.00	.00	13,100.00
2019 810 SHERIFF JUSTICE FORFEITURE FUN				
CASH	.00	17,614.14	.00	17,614.14
TIME DEPOSIT ON ACCOUNT	.00	.00	.00	.00
FUND TOTALS	.00	17,614.14	.00	17,614.14
2019 811 SHERIFF TREASURY FORFEITURE FU				
CASH	.00	.00	.00	.00
TIME DEPOSIT ON ACCOUNT	.00	.00	.00	.00
FUND TOTALS	.00	.00	.00	.00
2019 812 CONSTABLE PCT #1 FORFEITURE FU				
CASH	.00	.00	.00	.00
TIME DEPOSIT ON ACCOUNT	.00	.00	.00	.00
FUND TOTALS	.00	.00	.00	.00
GRAND TOTALS	6,057,840.78	3,310,835.92	2,895,112.16-	6,473,564.54

ACCOUNT NUMBER	ACCOUNT NAME	DATE	AMDMT NUMBER	OLD BUDGET AMOUNT	AMENDED BUDGET AMOUNT	AMOUNT OF CHANGE	DESCRIPTION	CLK
2019 010-404-107	SALARIES-EXTRA HEL	11/14/2018	190007	20,000.00	23,750.00	3,750.00	LINE TRANS - CC	MK
2019 010-404-311	POSTAGE	11/14/2018	190007	15,000.00	11,250.00	3,750.00	LINE TRANS - CC	MK
EXPENDITURES - ELECTIONS			TOTAL AMENDMENTS	2	TOTAL CHANGES	.00		
2019 010-409-800	CONTINGENCY	11/26/2018	190010	240,000.00	238,500.00	1,500.00	LINE TRANS-DISTCOURT OFFICE	MK
EXPENDITURES - NON DEPARTMENT			TOTAL AMENDMENTS	1	TOTAL CHANGES	1,500.00		
2019 010-435-405	PSYCHIATRIC EVALUA	12/12/2018	190013	1,000.00	800.00	200.00	LINE TRANS - DC	MK
2019 010-435-495	MISCELLANEOUS	12/12/2018	190013	250.00	450.00	200.00	LINE TRANS - DC	MK
2019 010-435-572	OFFICE EQUIPMENT	11/26/2018	190010	.00	1,500.00	1,500.00	LINE TRANS-DISTCOURT OFFICE	MK
EXPENDITURES - DISTRICT COURT			TOTAL AMENDMENTS	3	TOTAL CHANGES	1,500.00		
2019 010-437-405	PSY EVALUATIONS/IN	12/12/2018	190012	18,000.00	14,800.00	3,200.00	LINE TRANS - DC	MK
2019 010-437-406	TRANSCRIPT AND DEF	12/12/2018	190012	5,000.00	8,200.00	3,200.00	LINE TRANS - DC	MK
EXPENDITURES - ADULT DIST CRT			TOTAL AMENDMENTS	2	TOTAL CHANGES	.00		
2019 010-462-311	POSTAGE	10/17/2018	1293	1,592.48	1,592.48	92.48	FY18 LINE ITEM TRANSFER	MK
2019 010-462-311	POSTAGE	10/17/2018	1293	1,592.48	1,500.00	92.48	FY CORRECTION	MK
2019 010-462-402	CONTRACT SERVICES	10/17/2018	1293	1,000.00	907.52	92.48	FY18 LINE ITEM TRANSFER	MK
EXPENDITURES - JP #2			TOTAL AMENDMENTS	4	TOTAL CHANGES	.00		
2019 010-464-311	POSTAGE	10/17/2018	1294	1,200.00	1,000.00	200.00	FY18 LINE ITEM TRANSFER	MK
2019 010-464-311	POSTAGE	10/17/2018	1294	1,000.00	1,200.00	200.00	FY CORRECTION	MK
2019 010-464-428	TRAVEL	10/17/2018	1294	2,300.00	2,500.00	200.00	FY18 LINE ITEM TRANSFER	MK
2019 010-464-428	TRAVEL	10/17/2018	1294	2,500.00	2,300.00	200.00	FY CORRECTION	MK
EXPENDITURES - JP #4			TOTAL AMENDMENTS	4	TOTAL CHANGES	.00		
2019 010-476-330	FUEL AND LUBRICANT	10/17/2018	1295	3,000.00	2,954.47	45.53	FY18 LINE ITEM TRANSFER	MK
2019 010-476-330	FUEL AND LUBRICANT	10/17/2018	1295	2,954.47	3,000.00	45.53	FY CORRECTION	MK
2019 010-476-495	MISCELLANEOUS	10/17/2018	1295	250.00	295.53	45.53	FY18 LINE ITEM TRANSFER	MK
2019 010-476-495	MISCELLANEOUS	10/17/2018	1295	295.53	250.00	45.53	FY CORRECTION	MK
EXPENDITURES - DA			TOTAL AMENDMENTS	4	TOTAL CHANGES	.00		
2019 010-497-310	OFFICE SUPPLIES	11/14/2018	190008	2,250.00	2,160.00	90.00	LINE TRANS - TREAS	MK
2019 010-497-495	MISCELLANEOUS	11/14/2018	190008	.00	90.00	90.00	LINE ITEM TRANS	MK
EXPENDITURES - CO.TREASURER			TOTAL AMENDMENTS	2	TOTAL CHANGES	.00		
2019 010-499-311	POSTAGE	10/17/2018	1296	5,900.00	6,000.00	100.00	FY18 LINE ITEM TRANSFER	MK
2019 010-499-311	POSTAGE	10/17/2018	1296	5,900.00	5,900.00	100.00	FY CORRECTION	MK
2019 010-499-428	TRAVEL	10/17/2018	1296	2,000.00	2,100.00	100.00	FY18 LINE ITEM TRANSFER	MK
2019 010-499-428	TRAVEL	10/17/2018	1296	2,100.00	2,000.00	100.00	FY CORRECTION	MK
EXPENDITURES - TAX COLLECTOR			TOTAL AMENDMENTS	4	TOTAL CHANGES	.00		
2019 010-510-204	WORKERS COMPENSATI	10/17/2018	1297	1,473.01	1,582.32	109.31	FY18 LINE ITEM TRANSFER	MK
2019 010-510-204	WORKERS COMPENSATI	10/17/2018	1297	1,582.32	1,473.01	109.31	FY CORRECTION	MK
2019 010-510-440	ELECTRICITY	10/17/2018	1297	91,500.00	91,922.34	422.34	FY18 LINE ITEM TRANSFER	MK
2019 010-510-440	ELECTRICITY	10/17/2018	1297	91,922.34	91,500.00	422.34	FY CORRECTION	MK
2019 010-510-457	MAINT. & SERVICE C	10/17/2018	1297	10,000.00	9,468.35	531.65	FY18 LINE ITEM TRANSFER	MK
2019 010-510-457	MAINT. & SERVICE C	10/17/2018	1297	9,468.35	10,000.00	531.65	FY CORRECTION	MK
EXPENDITURES - PUBLIC BLDGS			TOTAL AMENDMENTS	6	TOTAL CHANGES	.00		
2019 010-700-088	SOIL CONVERSATION	12/12/2018	190014	3,000.00	68,000.00	65,000.00	LINE TRANS - FLOOD CONT DAM	MK
2019 010-700-808	TRANSFER TO PLANNI	12/12/2018	190014	302,552.00	237,552.00	65,000.00	LINE TRANS - FLOOD CONT DAM	MK
TOTAL TRANSFERS			TOTAL AMENDMENTS	2	TOTAL CHANGES	.00		

ACCOUNT NUMBER	ACCOUNT NAME	DATE	AMDMT NUMBER	OLD BUDGET AMOUNT	AMENDED BUDGET AMOUNT	AMOUNT OF CHANGE	DESCRIPTION	CLK
2019 021-364-100	SALE OF PROPERTY	11/01/2018	190004	1	5,000.00-	5,000.00-	INCREASE REV & EXP - SALE O MK	MK
			TOTAL AMENDMENTS					
2019 021-621-571	EQUIPMENT PURCHASE	11/01/2018	190004	127,500.00	132,500.00	5,000.00	INCREASE REV & EXP - SALE O MK	MK
			TOTAL AMENDMENTS					
2019 022-367-000	DONATIONS - GENERA	11/01/2018	190005	1	300.00-	300.00-	INCREASE REV & EXP - DONATI MK	MK
			TOTAL AMENDMENTS					
2019 022-370-100	ROAD DAMAGE PAYMEN	11/14/2018	190009	1	4,250.00-	4,250.00-	INCREASE REV & EXP RETMB MK	MK
			TOTAL AMENDMENTS					
2019 022-622-335	ROAD & BRIDGE MATE	11/01/2018	190005	1,193,824.00	1,194,124.00	300.00	INCREASE REV & EXP - DONATI MK	MK
2019 022-622-335	ROAD & BRIDGE MATE	11/14/2018	190009	1,194,124.00	1,198,374.00	4,250.00	INCREASE REV & EXP RETMB MK	MK
2019 022-622-451	REPAIR & MAINT -	11/26/2018	190011	2,500.00	27,500.00	25,000.00	LINE ITEM TRANS-PCT2 REPAIR MK	MK
2019 022-622-571	EQUIPMENT PURCHASE	11/26/2018	190011	30,000.00	5,000.00	25,000.00-	LINE ITEM TRANS-PCT2 REPAIR MK	MK
			TOTAL AMENDMENTS					
2019 024-370-100	ROAD DAMAGE PAYMEN	11/01/2018	190006	1	71,325.88-	71,325.88-	INCREASE REV & EXP - RD DAM MK	MK
			TOTAL AMENDMENTS					
2019 024-624-335	ROAD & BRIDGE MATE	11/01/2018	190006	728,473.00	799,798.88	71,325.88	INCREASE REV & EXP - RD DAM MK	MK
			TOTAL AMENDMENTS					
2019 056-409-407	MICROFILMING	11/01/2018	190003	100,000.00	95,000.00	5,000.00-	LINE ITEM TRANSFER MK	MK
2019 056-409-495	MISCELLANEOUS EXPE	11/01/2018	190003	5,000.00	10,000.00	5,000.00	LINE ITEM TRANSFER MK	MK
			TOTAL AMENDMENTS					
2019 088-390-010	TRANSFER FROM GENE	12/12/2018	190014	1	65,000.00-	65,000.00-	LINE TRANS - FLOOD CONT DAM MK	MK
			TOTAL AMENDMENTS					
2019 545-435-206	UNEMPLOYMENT INSUR	10/10/2018		405.76	405.45	.31-	BALANCE COUNTY FUND TO STAT SH	SH
			TOTAL AMENDMENTS					
2019 546-587-103	SALARIES EMPLOYEES	10/10/2018	190001	167,027.00	172,824.00	5,797.00	LINE ITEM TRANSFER SH	SH
2019 546-587-107	SALARIES EXTRA HEL	10/10/2018	190001	47,942.00	49,893.00	1,951.00	LINE ITEM TRANSFER SH	SH
2019 546-587-572	OFFICE EQUIPMENT	10/10/2018	190001	41,792.00	33,954.00	7,748.00-	LINE ITEM TRANSFER SH	SH
			TOTAL AMENDMENTS					
2019 547-333-110	STATE AID - JUV GR	10/30/2018	190002	309,807.00-	315,599.00-	5,792.00-	BUDGET AMENDMENT #4 SH	SH
			TOTAL AMENDMENTS					
2019 547-581-204	WORKERS COMPENSATI	10/09/2018		904.64	638.33	266.31-	BALANCE COUNTY G/L TO STATE SH	SH
2019 547-581-204	WORKERS COMPENSATI	10/09/2018		638.33	1,170.95	532.62	CORRECT COUNTY BUDGET TO ST SH	SH
			TOTAL AMENDMENTS					
2019 547-587-107	SALARIES - EXTRA H	10/30/2018	190002	27,299.00	33,091.00	5,792.00	BUDGET AMENDMENT #4 SH	SH
2019 547-587-204	WORKERS COMPENSATI	10/09/2018		2,345.71	2,079.04	266.67-	BALANCE COUNTY BUDGET TO ST SH	SH
			TOTAL AMENDMENTS					
2019 549-585-206	UNEMPLOYMENT INSUR	10/09/2018		231.02	230.02	1.00-	BALANCE COUNTY BUDGET TO ST SH	SH
2019 549-585-413	MH SCREENING	10/09/2018		3,000.00	3,001.00	1.00	BALANCE COUNTY BUDGET TO ST SH	SH
			TOTAL AMENDMENTS					
2019 558-435-204	WORKERS COMPENSATI	10/10/2018		67.53	582.47	514.94	BALANCE COUNTY G/L TO STATE SH	SH

12/18/2018 16:29

REPORT OF GENERAL LEDGER AMENDMENTS

GEL122 PAGE 3

ACCOUNT NUMBER ACCOUNT NAME

DATE

AMDMT NUMBER

OLD BUDGET AMENDED BUDGET AMOUNT

AMOUNT OF CHANGE

DESCRIPTION

CLK

EXPENDITURES - GRANT S

TOTAL AMENDMENTS

1 TOTAL CHANGES

514.94

2019 808-390-010 TRANSFER FROM GENE 12/12/2018

190014

302,552.00- TOTAL CHANGES

65,000.00

1 TOTAL CHANGES LINE TRANS - FLOOD CONT DAM MK