

Van Zandt County

Monthly Financial & Investment Report

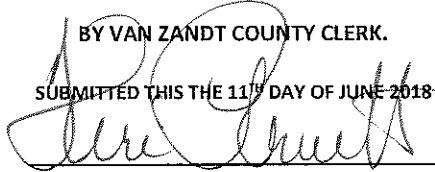
Month Ending May 31, 2018

TO BE RECORDED IN THE JUNE 27, 2018 MINUTES

OF THE COMMISSIONERS' COURT

BY VAN ZANDT COUNTY CLERK.


SUBMITTED THIS THE 11TH DAY OF JUNE 2018




Teri Pruitt, Treasurer

The Van Zandt County Commissioners' Court, having reviewed the Treasurer's Report as presented, having taken reasonable steps to ensure its accuracy, and based upon presentations of the Treasurer's Office, does hereby approve the Report, subject to the independent auditor's review and does further order that it be filed with the official minutes of this meeting. {LGC 114.026(c)}

In addition, the below signatures affirm that the Treasurers' Report complies with statutes as referenced. {LGC 114.026(d)}S



Don Kirkpatrick, Van Zandt County Judge




Brandon Brown

Commissioner Precinct #1




Keith Pearson

Commissioner Precinct #3



Virgil Melton, Jr.

Commissioner Precinct #2



Tim West

Commissioner Precinct #4

FUND NAME	CHECKING ACCOUNT	CHECKING AMOUNT	TDOA ACCOUNT	TDOA AMOUNT	FUND TOTAL
2018 010 GENERAL FUND	FIN CLEAR AMERICAN CITY JURY	527,867.71	TDOA MBIA	3,541,244.26	4,069,506.28
		889.00-		1,283.31	
2018 012 RESERVE FUNDS	FIN CLEAR		TDOA MBIA		
2018 015 SHERIFF FORFEITURE FUND	FIN CLEAR AMERICAN	7,166.84	TDOA MBIA	14,670.14	21,836.98
2018 016 DA FORFEITURE FUND	FIN CLEAR		TDOA MBIA		
	ESCROW #1	3,097.64			
	ESCROW #2	1,816.50			
	ESCROW #3	1,168.38			
	ESCROW #4	301.67			
	ESCROW #5	801.71			
	ESCROW #6	1,870.68			
	ESCROW #7	2,467.29			
	ESCROW #8	6,167.33			
	ESCROW #9	1,017.29			
	ESCROW #10	5,075.29			
	ESCROW #11	2,813.39			
	ESCROW #12				
	ESCROW #13				
	ESCROW #14				
	ESCROW #15				
	ESCROW #16				
	ESCROW #17	8,253.24			
	ESCROW #18				
	ESCROW #19	1,532.56			
	ESCROW #20	3,504.67			
	ESCROW #21				
	ESCROW #22	2,300.97			
	ESCROW #23				
	ESCROW #24	12,366.01			
	ESCROW #25	526.81			
	ESCROW #26	2,892.49			
	ESCROW #27	2,918.79			
	ESCROW #28	2,706.79			
	ESCROW #29	940.39			
	ESCROW #30	536.10			
	ESCROW #31	327.81			
	ESCROW #32	2,099.87			
	ESCROW #33	1,122.39			
	ESCROW #34				
	ESCROW #35	202.15			
	ESCROW #36	3,121.42			
	ESCROW #37				
	ESCROW #38				
	ESCROW #39	1,475.89			
	ESCROW #40				
	ESCROW #41	1,423.25			
	ESCROW #42				
	ESCROW #43				
	ESCROW #44				
	ESCROW #45				

FUND NAME	CHECKING ACCOUNT	CHECKING AMOUNT	TDOA ACCOUNT	TDOA AMOUNT	FUND TOTAL
2018 017 BUILDING SECURITY FUND	ESCROW #46				
	ESCROW #47				
	ESCROW #48				
	ESCROW #49				
	ESCROW #50				
	ESCROW #51				
	ESCROW #52				
	ESCROW #53				
	ESCROW #54				
	ESCROW #55	368.76			
	ESCROW #56				
	ESCROW #57				
	ESCROW #58	2,627.18			
	ESCROW #59	184.01			
	ESCROW #60				
	ESCROW #61				
	ESCROW #62				
	ESCROW #63				
	ESCROW #64				
	ESCROW #65				
	ESCROW #66				
	ESCROW #67				
	ESCROW #68	5,020.14			
	ESCROW #69	1,158.17			
	ESCROW #70				
	ESCROW #71	4,282.02			
	ESCROW #72				
	ESCROW #73				
	ESCROW #74				
	ESCROW #75				
	ESCROW #76	2,315.79			
	ESCROW #77				
	ESCROW #78	354.02			
	ESCROW #79				
	ESCROW #80				
	ESCROW #81	4,027.73			
	ESCROW #82				
	ESCROW #83	638.82			
	ESCROW #84				
	ESCROW #85	779.81			
	ESCROW #86				
	ESCROW #87				
	ESCROW #88				
	FIN CLEAR		TDOA		96,605.22
2018 017 BUILDING SECURITY FUND		6,419.22	MEIA		6,419.22
2018 018 JUSTICE COURT BLDG SECURITY FIN CLEAR			TDOA	9,041.98	10,711.91
2018 019 DA FORFEITURE FUND	ESCROW #13	986.63			
	ESCROW #14	1,160.59			
	ESCROW #15	6,476.61			
	ESCROW #16	2,945.29			
	ESCROW #45	1,678.62			
2018 021 ROAD & BRIDGE - PCT. 1	FIN CLEAR	150,357.52	TDOA	754,393.59	13,247.74

FUND NAME	CHECKING ACCOUNT	CHECKING AMOUNT	TDOA ACCOUNT	TDOA AMOUNT	FUND TOTAL
2018 022 ROAD & BRIDGE - PCT. 2	FIN CLEAR	322,677.08	MBIA	3.45	904,754.56
2018 023 ROAD & BRIDGE - PCT. 3	FIN CLEAR	190,799.48	TDOA MBIA	723,903.97	1,554,283.42
2018 024 ROAD & BRIDGE - PCT. 4	FIN CLEAR	187,643.04	TDOA MBIA	507,702.37	
2018 026 ROAD & BRIDGE - GEN	FIN CLEAR	3,505.71	TDOA MBIA	754,394.95	945,195.08
2018 031 COUNTY ROAD FUND - PCT. 1	FIN CLEAR		TDOA MBIA	703,137.24	891,130.60
2018 032 COUNTY ROAD FUND - PCT. 2	FIN CLEAR	434.00-	TDOA MBIA	350.32	
2018 033 COUNTY ROAD FUND - PCT. 3	FIN CLEAR		TDOA MBIA	7,585.71	11,091.42
2018 034 COUNTY ROAD FUND - PCT. 4	FIN CLEAR		TDOA MBIA		434.00-
2018 035 VICTIM COORDINATOR GRANT	FIN CLEAR	6,655.55-	TDOA MBIA		6,655.55-
2018 036 DA FORFEITURE FUND II	FIN CLEAR	1,084.18	TDOA MBIA	37,648.15	38,732.33
2018 037 CONSTABLE PCT #4 SEIZURE	FIN CLEAR	760.89	TDOA MBIA	5,651.57	6,412.46
2018 040 COUNTY LAW LIBRARY FUND	FIN CLEAR	2,800.05	TDOA MBIA	48,531.37	51,331.42
2018 042 COUNTY FREE LIBRARY	FIN CLEAR	38,522.11	TDOA MBIA		38,522.11
2018 043 COMMUNITY LIBRARY CONTRIBUTIFIN CLEAR	FIN CLEAR	441.10	TDOA MBIA		441.10
2018 047 DIGITIZE RECORDS	FIN CLEAR	2,268.80	TDOA MBIA	66,457.90	68,726.70
2018 048 SUPPLEMENTAL GUARDIANSHIP	FIN CLEAR	604.28	TDOA	28,278.74	28,883.02
2018 049 COUNTY CHILD ABUSE PREVENTIOFIN CLEAR	FIN CLEAR	689.02	TDOA	6,028.64	6,717.66
2018 050 COURT RELATED PROGRAMS	FIN CLEAR	817.53	TDOA MBIA	15,190.84	16,008.37
2018 052 COUNTY & DISTRICT TECH FUND FIN CLEAR	FIN CLEAR	571.64	TDOA MBIA	5,028.89	5,600.53

FUND NAME	CHECKING ACCOUNT	CHECKING AMOUNT	TDOA ACCOUNT	TDOA AMOUNT	FUND TOTAL
2018 053 CAPITALCREDITSECONOMICDEVELOP	FIN CLEAR	617.40	TDOA	212,082.63	212,700.03
2018 054 DISTRICT CLERK TECHNOLOGY	FUFIN CLEAR	5,290.11	TDOA	18,398.83	23,688.94
2018 055 CHAPTER 19	FIN CLEAR	15.96	TDOA MBIA		15.96
2018 056 COUNTY RECORDS FUND	FIN CLEAR	8,522.85	TDOA MBIA	103,767.62	112,290.47
2018 057 COUNTY CLERK RECORDS FUND	FIN CLEAR	9,676.29	TDOA MBIA	116,531.90	126,208.19
2018 058 DISTRICT CLERK RECORDS FUND	FIN CLEAR	2,323.87	TDOA	30,597.67	32,921.54
2018 059 COUNTY CLERK ARCHIVE	FIN CLEAR	28,648.60	TDOA	427,645.19	456,293.79
2018 061 CAPITAL PROJECT ROADS PCT	NOFIN CLEAR		TDOA MBIA		
2018 064 CAPITAL PROJECT ROADS PCT	NOFIN CLEAR		TDOA MBIA		
2018 070 PERMANENT IMPROVEMENT FUND	FIN CLEAR		TDOA MBIA		
2018 075 RIGHT-OF-WAY FUND	FIN CLEAR		TDOA MBIA		
2018 084 TAX ANTICIPATION NOTES	FIN CLEAR		TDOA MBIA		
2018 085 DEBT SERVICE FUND	DEBT CL	11,642.96	TDOA MBIA	190,395.35 250,833.51	452,871.82
2018 087 VZC INDIGENT HEALTH PROGRAM	FIN CLEAR	63,239.19	TDOA MBIA	100,000.00	163,239.19
2018 088 SOIL CONSERVATION DIST FUND	FIN CLEAR	742.01	TDOA MBIA	12,836.27	13,578.28
2018 090 APPELLATE JUSTICE SYSTEM	FUNFIN CLEAR	890.35	TDOA MBIA		890.35
2018 095 PAYROLL CLEARING ACCOUNT.	PAYCLEAR	193,715.58	MBIA		193,715.58
2018 096 GEN FIXED ASSETS ACCOUNT GRP			MBIA		
2018 097 LONG TERM DEBT GROUP			MBIA		
2018 131 VAN ZANDT COUNTY JAIL	FIN CLEAR	105,157.69	TDOA MBIA	150,000.00	255,157.69
2018 132 VAN ZANDT COUNTY SHERIFF	DEFFIN CLEAR	2,117.97	TDOA MBIA	60,000.00	62,117.97

FUND NAME	CHECKING ACCOUNT	CHECKING AMOUNT	TDOA ACCOUNT	TDOA AMOUNT	FUND TOTAL
2018 135 CAPITAL MURDER	FIN CLEAR		TDOA		
2018 136 HOMELAND SECURITY GRANT	FIN CLEAR	1,990.01			1,990.01
2018 139 HOMELAND SECURITY GRANT P25	FIN CLEAR	2,293.00-	TDOA MBIA		2,293.00-
2018 141 BULLET PROOF VEST GRANT	FIN CLEAR	5,430.50-	TDOA MBIA		5,430.50-
2018 145 SOLID WASTE GRANT	FIN CLEAR	203.03			203.03
2018 261 CAPITAL PROJECT ROADS PCT NOFIN	CLEAR		TDOA		
2018 262 CAPITAL PROJECT ROADS PCT NOFIN	CLEAR	1.34	TDOA		1.34
2018 264 CAPITAL PROJECT PCT 4	FIN CLEAR		TDOA		
2018 400 FRUITVALE 2011 TXCDBG 710056WATER					
2018 401 BENEHELEWSC 71348911131115					
2018 402 LITTLEHOPEMOOREWSC7130260813					
2018 540 PRETRIAL SUPERVISION	FIN CLEAR	19,350.97	TDOA	126,742.93	146,093.90
2018 541 COMMUNITY SUP & CORRECTIONS	FIN CLEAR	1,538.07	TDOA MBIA	366,155.77	367,693.84
2018 542 ADULT PROBATION CIVIL	FIN CLEAR	22,183.60	TDOA MBIA	326,681.08	348,864.68
2018 543 HIGH RISK SUBSTANCE ABUSE -CFIN	CLEAR	3.11	TDOA MBIA		3.11
2018 544 HIGH RISK SEX OFFENDER -CCP	FIN CLEAR	1,794.19	TDOA		1,794.19
2018 545 GRANT C COMMIT REDUCTION PROFIN	CLEAR	5,676.75			5,676.75
2018 546 JUVENILE PROBATION FUND	FIN CLEAR	183,753.49-	TDOA MBIA		183,753.49-
2018 547 VZCJPD STATE AID GRANT	FIN CLEAR	40,458.34	TDOA MBIA		40,458.34
2018 548 VZCJPD PROGRESSIVE SANCTIONS	FIN CLEAR		TDOA MBIA		
2018 549 VZCJPD - GRANT N	FIN CLEAR	20,910.38	TDOA MBIA		20,910.38
2018 550 D A SUPPLEMENTAL FUND	FIN CLEAR	7,495.16	TDOA MBIA	2,615.95	10,111.11
2018 551 VOICES - JUV CJD GRANT	FIN CLEAR	5,855.94-	TDOA		5,855.94-

FUND NAME	CHECKING ACCOUNT	CHECKING AMOUNT	TDOA ACCOUNT	TDOA AMOUNT	FUND TOTAL
2018 552 ETCOG RESIDENTIAL	FIN CLEAR	1,997.62-			1,997.62-
2018 553 V - JUV PROB POST FUND	FIN CLEAR		TDOA MBIA		
2018 554 GRANT L SECURE FELONY REIMB	FIN CLEAR	665.00-	TDOA	23,539.64	665.00-
2018 555 JUVENILE PROBATION INTEREST	FIN CLEAR	39.66	TDOA MBIA		23,579.30
2018 556 GRANT H-DIVERSION RESIDENTIAL	FIN CLEAR				
2018 557 GRANT I	FIN CLEAR				
2018 558 GRANT S	FIN CLEAR	12,998.93			12,998.93
2018 559 MENTAL IMPAIRMENT CASELOAD	FIN CLEAR	9,463.12-	TDOA MBIA		9,463.12-
2018 560 SALARY ADJUSTMENT FOR JUV PRFIN	FIN CLEAR	1.33-	TDOA MBIA		1.33-
2018 562 TITLE IV-E FEDERAL FOSTER CAFIN	FIN CLEAR		TDOA MBIA		
2018 565 INDIGENT DEFENSE GRANT	FIN CLEAR	35,218.46	TDOA	308.48	35,526.94
2018 567 ABATEMENT OFFICER	FIN CLEAR	50,644.88	TDOA	75,335.53	125,980.41
2018 568 TECHNOLOGY RESOURCES	FIN CLEAR	1.50	TDOA		1.50
2018 569 HAVA ELECTION GRANT	FIN CLEAR	10,153.03			10,153.03
2018 570 GOLDEN WATER SUPPLY CORP					
2018 580 D.A. CHECK COLLECTION FUND	FIN CLEAR	5,082.86	TDOA MBIA	10,257.24	15,340.10
2018 591 CONSTABLE #1 TLEOSE FUND	FIN CLEAR	1,888.88	TDOA MBIA		1,888.88
2018 592 CONSTABLE #2 TLEOSE FUND	FIN CLEAR	1,184.54	MBIA		1,184.54
2018 593 CONSTABLE #3 TLEOSE FUND	FIN CLEAR	678.30	MBIA		678.30
2018 594 CONSTABLE #4 TLEOSE FUND	FIN CLEAR	4,266.32	TDOA MBIA		4,266.32
2018 595 SHERIFF TLEOSE FUND	FIN CLEAR	8,235.72	MBIA		8,235.72
2018 596 DA TLEOSE FUND	FIN CLEAR	941.88	MBIA		941.88
2018 597 VZC COMMISSARY PERSONNEL FUNFIN	FIN CLEAR	2.41-	MBIA		2.41-
2018 600 JUSTICE COURT TECHNOLOGY FUNFIN	FIN CLEAR	4,672.20	TDOA MBIA	41,198.87	45,871.07

FUND NAME	CHECKING ACCOUNT	CHECKING AMOUNT	TDOA ACCOUNT	TDOA AMOUNT	FUND TOTAL
2018 602 CHILD ADVOCACY	FIN CLEAR		TDOA	16,082.93	16,082.93
2018 800 CONTRIBUTION RELIEF FUND	FIN CLEAR		TDOA		
2018 802 VETERAN'S MEMORIAL WALL FUNDFIN CLEAR	FUNDFIN CLEAR		TDOA	10,038.71	10,839.36
2018 803 HISTORICAL COMMISSION	FIN CLEAR	800.65	TDOA		
2018 804 VAN TORNADO-ASSISTANCE	FIN CLEAR	31,449.37-	TDOA		31,449.37-
2018 805 FEMA - DEC 2015 STORM	FIN CLEAR	470.66	TDOA		470.66
2018 806 FEMA APRIL 2016 STORM	FIN CLEAR		TDOA		
TOTAL		1,999,113.01		9,902,574.14	11,901,687.15

CHECK ACCOUNT

ACCOUNT BALANCE - FIN CLEAR
 ACCOUNT BALANCE - CITY JURY
 ACCOUNT BALANCE - ESCROW #1
 ACCOUNT BALANCE - ESCROW #2
 ACCOUNT BALANCE - ESCROW #3
 ACCOUNT BALANCE - ESCROW #4
 ACCOUNT BALANCE - ESCROW #5
 ACCOUNT BALANCE - ESCROW #6
 ACCOUNT BALANCE - ESCROW #7
 ACCOUNT BALANCE - ESCROW #8
 ACCOUNT BALANCE - ESCROW #9
 ACCOUNT BALANCE - ESCROW #10
 ACCOUNT BALANCE - ESCROW #11
 ACCOUNT BALANCE - ESCROW #13
 ACCOUNT BALANCE - ESCROW #14
 ACCOUNT BALANCE - ESCROW #15
 ACCOUNT BALANCE - ESCROW #16
 ACCOUNT BALANCE - ESCROW #17
 ACCOUNT BALANCE - ESCROW #19
 ACCOUNT BALANCE - ESCROW #20
 ACCOUNT BALANCE - ESCROW #22
 ACCOUNT BALANCE - ESCROW #24
 ACCOUNT BALANCE - ESCROW #25
 ACCOUNT BALANCE - ESCROW #26
 ACCOUNT BALANCE - ESCROW #27
 ACCOUNT BALANCE - ESCROW #28
 ACCOUNT BALANCE - ESCROW #29
 ACCOUNT BALANCE - ESCROW #30
 ACCOUNT BALANCE - ESCROW #31
 ACCOUNT BALANCE - ESCROW #32
 ACCOUNT BALANCE - ESCROW #33
 ACCOUNT BALANCE - ESCROW #35
 ACCOUNT BALANCE - ESCROW #36
 ACCOUNT BALANCE - ESCROW #39
 ACCOUNT BALANCE - ESCROW #40
 ACCOUNT BALANCE - ESCROW #45
 ACCOUNT BALANCE - ESCROW #55
 ACCOUNT BALANCE - ESCROW #58
 ACCOUNT BALANCE - ESCROW #60
 ACCOUNT BALANCE - ESCROW #69
 ACCOUNT BALANCE - ESCROW #70
 ACCOUNT BALANCE - ESCROW #72
 ACCOUNT BALANCE - ESCROW #77
 ACCOUNT BALANCE - ESCROW #79
 ACCOUNT BALANCE - ESCROW #82
 ACCOUNT BALANCE - ESCROW #84
 ACCOUNT BALANCE - ESCROW #86
 ACCOUNT BALANCE - DEBT CL
 ACCOUNT BALANCE - PAYCLEAR

CHECK

1,684,790.51
 889.00-
 3,097.64
 1,816.50
 1,168.38
 301.67
 801.71
 1,870.68
 2,467.29
 6,167.33
 1,017.29
 5,075.29
 2,813.39
 986.63
 1,160.59
 6,476.61
 2,945.29
 8,253.24
 1,532.56
 3,504.67
 2,300.97
 12,366.01
 526.81
 2,892.49
 2,918.79
 2,706.79
 940.39
 536.10
 327.81
 2,099.87
 1,122.39
 1,202.15
 3,121.42
 1,475.89
 1,423.25
 1,578.62
 1,368.76
 2,627.18
 184.01
 5,020.14
 1,158.17
 4,282.02
 2,315.79
 354.02
 4,027.73
 638.82
 779.81
 11,642.96
 193,715.58

TOTAL

1,999,113.01

TDOA ACCOUNT

TDOA

ACCOUNT BALANCE - TDOA

9,142,400.53

TDOA ACCOUNT
ACCOUNT BALANCE - MEIA
TOTAL

TDOA
760,173.61

9,902,574.14

FUND NAME	**** MONTH TO DATE **** REVENUES	**** MONTH TO DATE **** EXPENSES	THRU MAY REVENUES	THRU MAY EXPENSES
2018 GENERAL FUND	387,394.64	886,096.65	11,237,448.85	7,267,241.00
2018 RESERVE FUNDS	.00	.00	.00	.00
2018 SHERIFF FORFEITURE FUND	.00	.00	11,424.17	1,451.52
2018 DA FORFEITURE FUND	.00	.00	.00	.00
2018 BUILDING SECURITY FUND	5,199.29	3,424.75	34,176.86	30,400.90
2018 JUSTICE COURT BLDG SECURITY	402.59	57.00	2,064.10	982.00
2018 DA FORFEITURE FUND	.00	.00	.00	.00
2018 ROAD & BRIDGE - PCT. 1	141,667.05	256,599.01	1,470,543.66	819,713.59
2018 ROAD & BRIDGE - PCT. 2	188,600.46	97,820.79	2,018,411.73	1,012,684.98
2018 ROAD & BRIDGE - PCT. 3	34,060.46	71,687.98	1,591,295.90	932,017.26
2018 ROAD & BRIDGE - PCT. 4	29,090.09	126,829.19	1,566,945.57	437,381.14
2018 ROAD & BRIDGE - GEN	.00	3,005.20	40,085.71	24,219.65
2018 COUNTY ROAD FUND - PCT. 1	.00	.00	.00	.00
2018 COUNTY ROAD FUND - PCT. 2	.00	.00	.00	.00
2018 COUNTY ROAD FUND - PCT. 3	.00	.00	.00	.00
2018 COUNTY ROAD FUND - PCT. 4	.00	.00	.00	.00
2018 VICTIM COORDINATOR GRANT	10,952.62	4,355.28	41,337.28	35,081.11
2018 DA FORFEITURE FUND II	.00	2,151.88	9,997.48	34,235.04
2018 CONSTABLE PCT #4 SEIZURE	.00	.00	40.29	.00
2018 COUNTY LAW LIBRARY FUND	3,325.00	2,176.58	18,696.69	17,362.86
2018 COUNTY FREE LIBRARY	10,560.54	9,408.16	84,640.27	79,681.09
2018 COMMUNITY LIBRARY CONTRIBUTION	.00	.00	34.00	.00
2018 DIGITIZE RECORDS	1,030.00	.00	5,701.38	.00
2018 SUPPLEMENTAL GUARDIANSHIP	640.00	1,029.00	2,496.56	1,029.00
2018 COUNTY CHILD ABUSE PREVENTION	257.81	.00	1,037.18	.00
2018 COURT RELATED PROGRAMS	.00	.00	92.93	.00

FUND NAME	**** MONTH TO DATE **** REVENUES	**** MONTH TO DATE **** EXPENSES	**** YEAR TO DATE **** REVENUES	**** YEAR TO DATE **** EXPENSES
2018 COUNTY & DISTRICT TECH FUND	140.91	.00	1,005.82	2,461.03
2018 CAPITALCREDITSECONOMICDEVELOP	.00	.00	1,525.32	26,000.00
2018 DISTRICT CLERK TECHNOLOGY FUND	625.00	.00	4,501.28	.00
2018 CHAPTER 19	.00	.00	623.37	623.37
2018 COUNTY RECORDS FUND	1,683.57	175.00	11,570.10	1,400.00
2018 COUNTY CLERK RECORDS FUND	11,563.54	9,566.93	80,816.41	65,947.99
2018 DISTRICT CLERK RECORDS FUND	385.03	597.26	2,860.59	4,916.24
2018 COUNTY CLERK ARCHIVE	10,627.00	.00	64,366.57	.00
2018 CAPITAL PROJECT ROADS PCT NO 1	.00	.00	.00	171.63
2018 CAPITAL PROJECT ROADS PCT NO 4	.00	.00	.00	.00
2018 PERMANENT IMPROVEMENT FUND	.00	.00	.00	.00
2018 RIGHT-OF-WAY FUND	.00	.00	.00	118.09
2018 TAX ANTICIPATION NOTES	.00	.00	.00	24.23
2018 DEBT SERVICE FUND	14,377.54	20,566.20	738,300.35	1,157,549.10
2018 VZC INDIGENT HEALTH PROGRAM	17,500.00	4,927.58	149,718.08	83,707.27
2018 SOIL CONSERVATION DIST FUND	250.00	.00	2,103.58	6,000.00
2018 APPELLATE JUSTICE SYSTEM FUND	470.00	.00	2,565.00	3,280.00
2018 PAYROLL CLEARING ACCOUNT.	.00	.00	.00	.00
2018 GEN FIXED ASSETS ACCOUNT GRP	.00	.00	.00	.00
2018 LONG TERM DEBT GROUP	.00	.00	.00	.00
2018 VAN ZANDT COUNTY JAIL	194,221.78	130,649.55	1,536,297.05	1,254,950.24
2018 VAN ZANDT COUNTY SHERIFF DEPT	210,718.34	179,888.17	2,324,610.68	2,125,505.93
2018 CAPITAL MURDER	.00	.00	.00	.00
2018 HOMELAND SECURITY GRANT	.00	.00	.00	.00
2018 HOMELAND SECURITY GRANT P25 CO	.00	.00	.00	.00
2018 BULLET PROOF VEST GRANT	.00	.00	.00	.00

FUND NAME	***** MONTH TO DATE ***** REVENUES	***** MONTH TO DATE ***** EXPENSES	***** YEAR TO DATE ***** REVENUES	***** YEAR TO DATE ***** EXPENSES
2018 SOLID WASTE GRANT	.00	.00	.00	.00
2018 CAPITAL PROJECT ROADS PCT NO 1	.00	.00	.00	7.84
2018 CAPITAL PROJECT ROADS PCT NO 2	.00	.00	.00	.00
2018 CAPITAL PROJECT PCT 4	.00	.00	.00	.00
2018 FRUITVALE 2011 TXCDBG 710056	.00	.00	.00	.00
2018 BENWHEELERWSC 71348911131115	.00	.00	.00	.00
2018 LITTLEHOPEMOOREWSC713026081315	.00	.00	19,190.00	19,190.00
2018 PRETRIAL SUPERVISION	2,635.00	3,253.79	28,566.65	33,276.33
2018 COMMUNITY SUP & CORRECTIONS	36,469.07	42,353.79	418,305.92	348,905.08
2018 ADULT PROBATION CIVIL	1,660.00	908.82	15,811.05	9,983.79
2018 HIGH RISK SUBSTANCE ABUSE -CCP	.00	3,278.52	23,454.42	22,273.63
2018 HIGH RISK SEX OFFENDER -CCP	.00	4,003.74	39,996.00	37,576.47
2018 GRANT C COMMIT REDUCTION PROG	4,834.00	4,444.62	48,340.00	40,733.35
2018 JUVENILE PROBATION FUND	46,800.83	32,569.31	356,710.58	340,623.48
2018 VZCJPD STATE AID GRANT	26,749.00	37,630.49	304,447.29	253,819.10
2018 VZCJPD PROGRESSIVE SANCTIONS	.00	.00	.00	.00
2018 VZCJPD - GRANT N	7,986.00	9,014.94	79,860.00	63,455.55
2018 D A SUPPLEMENTAL FUND	7,500.00	1,913.54	15,032.91	15,942.78
2018 VOICES - JUV CJD GRANT	.00	3,400.16	23,931.22	30,671.50
2018 ETCOG RESIDENTIAL	.00	800.00	1,615.57	1,936.62
2018 V - JUV PROB POST FUND	.00	.00	.00	.00
2018 GRANT L SECURE FELONY REIMB	.00	.00	.00	.00
2018 JUVENILE PROBATION INTEREST	1.14	.00	199.15	.00
2018 GRANT H-DIVERSION RESIDENTIAL	.00	.00	.00	.00
2018 GRANT I	.00	.00	.00	.00
2018 GRANT S	4,273.00	3,976.19	42,729.00	29,136.19

FUND NAME	**** MONTH TO DATE **** REVENUES	**** MONTH TO DATE **** EXPENSES	**** YEAR TO DATE **** REVENUES	**** YEAR TO DATE **** EXPENSES
2018 MENTAL IMPAIRMENT CASELOAD	.00	5,233.66	40,619.53	47,800.49
2018 SALARY ADJUSTMENT FOR JUV PROB	.00	.00	.00	.00
2018 TITLE IV-E FEDERAL FOSTER CARE	.00	.00	.00	.00
2018 INDIGENT DEFENSE GRANT	12,427.50	3,002.10	24,858.14	24,332.67
2018 ABATEMENT OFFICER	21,715.00	8,593.29	106,800.53	76,862.60
2018 TECHNOLOGY RESOURCES	.00	.00	.00	.00
2018 HAVA ELECTION GRANT	.00	.00	500.00	.00
2018 GOLDEN WATER SUPPLY CORP	.00	.00	.00	.00
2018 D.A. CHECK COLLECTION FUND	29.08	349.12	956.68	2,813.76
2018 CONSTABLE #1 TLEOSE FUND	.00	.00	677.42	.00
2018 CONSTABLE #2 TLEOSE FUND	.00	.00	677.60	.00
2018 CONSTABLE #3 TLEOSE FUND	.00	.00	678.30	.00
2018 CONSTABLE #4 TLEOSE FUND	.00	.00	678.48	45.00
2018 SHERIFF TLEOSE FUND	.00	1,288.09	5,106.69	7,056.03
2018 DA TLEOSE FUND	.00	.00	.00	.00
2018 VZC COMMISSARY PERSONNEL FUND	.00	.00	.00	.00
2018 JUSTICE COURT TECHNOLOGY FUND	1,626.38	.00	8,402.37	.00
2018 CHILD ADVOCACY	.00	.00	.00	9.08
2018 CONTRIBUTION RELIEF FUND	.00	.00	.00	.00
2018 VETERAN'S MEMORIAL WALL FUND	.00	.00	.00	.55
2018 HISTORICAL COMMISSION	.00	.00	1,893.55	299.47
2018 VAN TORNADO-ASSISTANCE	118,671.04	112,161.34	291,281.25	278,742.35
2018 FEMA - DEC 2015 STORM	.00	.00	.00	.00
2018 FEMA APRIL 2016 STORM	.00	.00	285,635.94	285,635.94
TOTAL	1,569,120.30	2,089,187.67	25,244,291.05	17,397,265.91

ACCOUNT NAME BEGINNING CASH RECEIPTS CASH DISBURSEMENTS ENDING CASH BALANCE

2018 010 GENERAL FUND				
COINS	1.00	.00	.00	1.00
CASH	480,027.37	1,258,873.89	1,211,033.55	527,867.71
RETURNED CHECK FEES	.00	.00	.00	.00
AMERICAN NATIONAL CASH	7,409.00	6.00	8,304.00	889.00
VZC JURY CASH CLEARING	.00	.00	.00	.00
VZC CHECKING DEBT SERVICE	.00	.00	.00	.00
PETTY CASH COLLECTION-PCT. 1	100.00	.00	.00	100.00
PETTY CASH-CITY CLERK	500.00	.00	.00	500.00
PETTY CASH-DIST CLERK	400.00	.00	.00	400.00
COUNTY COURT JURY CASH	.00	.00	.00	.00
DISTRICT COURT JURY CASH	.00	.00	.00	.00
PETTY CASH-JP #1	200.00	.00	.00	200.00
PETTY CASH-JP #2	200.00	.00	.00	200.00
PETTY CASH - JP#4	200.00	.00	.00	200.00
PETTY CASH-SHERIFF	.00	.00	.00	.00
PETTY CASH-TAX COLLECTOR	3,000.00	.00	.00	3,000.00
PETTY CASH - TAX COLL (BOAT)	.00	.00	.00	.00
PETTY CASH - TAX CK ACCT)	2.70	.00	.00	2.70
PETTY CASH-TAX (BOAT CK ACCT)	2.70	.00	.00	2.70
TIME DEPOSIT ON ACCOUNT	4,136,244.26	.00	595,000.00	3,541,244.26
MBIA MUNICIPAL INVESTORS SERV	1,281.06	2.25	.00	1,283.31
FUND TOTALS	4,629,565.39	1,258,882.14	1,814,337.55	4,074,109.98

2018 012 RESERVE FUNDS				
CASH	.00	.00	.00	.00
TIME DEPOSIT ON ACCOUNT	.00	.00	.00	.00
MBIA MUNICIPAL INVESTORS SERV	.00	.00	.00	.00
FUND TOTALS	.00	.00	.00	.00

2018 015 SHERIFF FORFEITURE FUND				
CASH	7,166.84	.00	.00	7,166.84
AMERICAN NATIONAL CASH	.00	.00	.00	.00
CASH-OTHER	.00	.00	.00	.00
TIME DEPOSIT ON ACCOUNT	14,670.14	.00	.00	14,670.14
MBIA MUNICIPAL INVESTORS SERV	.00	.00	.00	.00
FUND TOTALS	21,836.98	.00	.00	21,836.98

2018 016 DA FORFEITURE FUND				
CASH	.00	.00	.00	.00
D. A. ESCROW/BART ROGERS	3,097.64	.00	.00	3,097.64
D. A. ESCROW/HURST-LANE	1,816.50	.00	.00	1,816.50
D. A. ESCROW/CALE	1,168.38	.00	.00	1,168.38
D. A. ESCROW/HALL	301.67	.00	.00	301.67
D. A. ESCROW/RANDALL MOORE	801.71	.00	.00	801.71
D. A. ESCROW/DENNIS KINCAID	1,870.68	.00	.00	1,870.68
D. A. ESCROW/DALTON KING	2,467.29	.00	.00	2,467.29
D. A. ESCROW/TONY KHAMPA	6,167.33	.00	.00	6,167.33
D. A. ESCROW/STANLEY CRAVEN	1,017.29	.00	.00	1,017.29
D. A. ESCROW/JUAN RICARDO	5,075.29	.00	.00	5,075.29
D. A. ESCROW/CULPEPPER	2,813.39	.00	.00	2,813.39
D. A. ESCROW/	.00	.00	.00	.00
D. A. ESCROW/	.00	.00	.00	.00
D. A. ESCROW/	.00	.00	.00	.00
D. A. ESCROW/	.00	.00	.00	.00
D. A. ESCROW/	.00	.00	.00	.00
D. A. ESCROW/RODERICK LANDON	8,253.24	.00	.00	8,253.24

ACCOUNT NAME	BEGINNING CASH BALANCE	CASH RECEIPTS	CASH DISBURSEMENTS	ENDING CASH BALANCE
2018 021 ROAD & BRIDGE - PCT. 1				
CASH	272,791.00	241,667.04	364,100.52-	150,357.52
TIME DEPOSIT ON ACCOUNT	854,393.59	.00	100,000.00-	754,393.59
MBIA MUNICIPAL INVESTORS SERV	3.44	.01	.00	3.45
FUND TOTALS	<u>1,127,188.03</u>	<u>241,667.05</u>	<u>464,100.52-</u>	<u>904,754.56</u>
2018 022 ROAD & BRIDGE - PCT. 2				
CASH	280,175.63	287,922.97	245,421.52-	322,677.08
TIME DEPOSIT ON ACCOUNT	823,903.97	.00	100,000.00-	723,903.97
MBIA MUNICIPAL INVESTORS SERV	506,815.34	887.03	.00	507,702.37
FUND TOTALS	<u>1,610,894.94</u>	<u>288,810.00</u>	<u>345,421.52-</u>	<u>1,554,283.42</u>
2018 023 ROAD & BRIDGE - PCT. 3				
CASH	203,840.16	134,200.29	147,240.97-	190,799.48
TIME DEPOSIT ON ACCOUNT	854,394.95	.00	100,000.00-	754,394.95
MBIA MUNICIPAL INVESTORS SERV	.65	.00	.00	.65
FUND TOTALS	<u>1,058,235.76</u>	<u>134,200.29</u>	<u>247,240.97-</u>	<u>945,195.08</u>
2018 024 ROAD & BRIDGE - PCT. 4				
CASH	186,940.72	129,386.40	128,684.08-	187,643.04
TIME DEPOSIT ON ACCOUNT	803,137.24	.00	100,000.00-	703,137.24
MBIA MUNICIPAL INVESTORS SERV	349.71	.61	.00	350.32
FUND TOTALS	<u>990,427.67</u>	<u>129,387.01</u>	<u>228,684.08-</u>	<u>891,130.60</u>
2018 026 ROAD & BRIDGE - GEN				
CASH	2,752.06	5,000.00	4,246.35-	3,505.71
TIME DEPOSIT ON ACCOUNT	12,585.71	.00	5,000.00-	7,585.71
MBIA MUNICIPAL INVESTORS SERV	.00	.00	.00	.00
FUND TOTALS	<u>15,337.77</u>	<u>5,000.00</u>	<u>9,246.35-</u>	<u>11,091.42</u>
2018 031 COUNTY ROAD FUND - PCT. 1				
CASH	.00	.00	.00	.00
TIME DEPOSIT ON ACCOUNT	.00	.00	.00	.00
MBIA MUNICIPAL INVESTORS SERV	.00	.00	.00	.00
FUND TOTALS	<u>.00</u>	<u>.00</u>	<u>.00</u>	<u>.00</u>
2018 032 COUNTY ROAD FUND - PCT. 2				
CASH	434.00-	.00	.00	434.00-
TIME DEPOSIT ON ACCOUNT	.00	.00	.00	.00
MBIA MUNICIPAL INVESTORS SERV	.00	.00	.00	.00
FUND TOTALS	<u>434.00-</u>	<u>.00</u>	<u>.00</u>	<u>434.00-</u>
2018 033 COUNTY ROAD FUND - PCT. 3				
CASH	.00	.00	.00	.00
TIME DEPOSIT ON ACCOUNT	.00	.00	.00	.00
MBIA MUNICIPAL INVESTORS SERV	.00	.00	.00	.00
FUND TOTALS	<u>.00</u>	<u>.00</u>	<u>.00</u>	<u>.00</u>
2018 034 COUNTY ROAD FUND - PCT. 4				
CASH	.00	.00	.00	.00

ACCOUNT NAME	BEGINNING CASH BALANCE	CASH RECEIPTS	CASH DISBURSEMENTS	ENDING CASH BALANCE
2018 035 VICTIM COORDINATOR GRANT				
CASH	11,373.30-	10,952.62	6,234.87-	6,655.55-
TIME DEPOSIT ON ACCOUNT	.00	.00	.00	.00
MBIA MUNICIPAL INVESTORS SERV	.00	.00	.00	.00
FUND TOTALS	11,373.30-	10,952.62	6,234.87-	6,655.55-
2018 036 DA FORFEITURE FUND II				
CASH	825.95-	5,000.00	3,089.87-	1,084.18
TIME DEPOSIT ON ACCOUNT	42,648.15	.00	5,000.00-	37,648.15
MBIA MUNICIPAL INVESTORS SERV	.00	.00	.00	.00
FUND TOTALS	41,822.20	5,000.00	8,089.87-	38,732.33
2018 037 CONSTABLE PCT #4 SEIZURE				
CASH	760.89	.00	.00	760.89
TIME DEPOSIT ON ACCOUNT	5,651.57	.00	.00	5,651.57
MBIA MUNICIPAL INVESTORS SERV	.00	.00	.00	.00
FUND TOTALS	6,412.46	.00	.00	6,412.46
2018 040 COUNTY LAW LIBRARY FUND				
CASH	1,651.63	3,325.00	2,176.58-	2,800.05
TIME DEPOSIT ON ACCOUNT	48,531.37	.00	.00	48,531.37
MBIA MUNICIPAL INVESTORS SERV	.00	.00	.00	.00
FUND TOTALS	50,183.00	3,325.00	2,176.58-	51,331.42
2018 042 COUNTY FREE LIBRARY				
CASH	41,813.14	10,560.54	13,851.57-	38,522.11
TIME DEPOSIT ON ACCOUNT	.00	.00	.00	.00
MBIA MUNICIPAL INVESTORS SERV	.00	.00	.00	.00
FUND TOTALS	41,813.14	10,560.54	13,851.57-	38,522.11
2018 043 COMMUNITY LIBRARY CONTRIBUTION				
CASH	441.10	.00	.00	441.10
TIME DEPOSIT ON ACCOUNT	.00	.00	.00	.00
MBIA MUNICIPAL INVESTORS SERV	.00	.00	.00	.00
FUND TOTALS	441.10	.00	.00	441.10
2018 047 DIGITIZE RECORDS				
CASH	1,238.80	1,030.00	.00	2,268.80
TIME DEPOSIT ON ACCOUNT	66,457.90	.00	.00	66,457.90
MBIA	.00	.00	.00	.00
FUND TOTALS	67,696.70	1,030.00	.00	68,726.70
2018 048 SUPPLEMENTAL GUARDIANSHIP				
CASH	993.28	640.00	1,029.00-	604.28
TEXPOOL	28,278.74	.00	.00	28,278.74
FUND TOTALS	29,272.02	640.00	1,029.00-	28,883.02
2018 049 COUNTY CHILD ABUSE PREVENTION				
CASH	431.21	257.81	.00	689.02
TIME DEPOSIT ON ACCOUNT	6,028.64	.00	.00	6,028.64
FUND TOTALS	6,459.85	257.81	.00	6,717.66
2018 050 COURT RELATED PROGRAMS				
CASH	817.53	.00	.00	817.53

ACCOUNT NAME	BEGINNING CASH BALANCE	CASH RECEIPTS	CASH DISBURSEMENTS	ENDING CASH BALANCE
2018 052 COUNTY & DISTRICT TECH FUND				
CASH	430.73	140.91	.00	571.64
TIME DEPOSIT ON ACCOUNT	5,028.89	.00	.00	5,028.89
MBIA MUNICIPAL INVESTORS SERV	.00	.00	.00	.00
FUND TOTALS	5,459.62	140.91	.00	5,600.53
2018 053 CAPITALCREDITSECONOMICDEVELOP				
CASH	5,382.60	6,000.00	.00	617.40
TIME DEPOSIT ON ACCOUNT	218,082.63	6,000.00	6,000.00	212,082.63
FUND TOTALS	212,700.03	6,000.00	6,000.00	212,700.03
2018 054 DISTRICT CLERK TECHNOLOGY FUND				
CASH	4,665.11	625.00	.00	5,290.11
TIME DEPOSIT ON ACCOUNT	18,398.83	.00	.00	18,398.83
MBIA MUNICIPAL INVESTORS SERV	.00	.00	.00	.00
FUND TOTALS	23,063.94	625.00	.00	23,688.94
2018 055 CHAPTER 19				
CASH	15.96	.00	.00	15.96
TIME DEPOSIT ON ACCOUNT	.00	.00	.00	.00
MBIA	.00	.00	.00	.00
FUND TOTALS	15.96	.00	.00	15.96
2018 056 COUNTY RECORDS FUND				
CASH	7,189.28	1,683.57	350.00	8,522.85
TIME DEPOSIT ON ACCOUNT	103,767.62	.00	.00	103,767.62
MBIA MUNICIPAL INVESTORS SERV	.00	.00	.00	.00
FUND TOTALS	110,956.90	1,683.57	350.00	112,290.47
2018 057 COUNTY CLERK RECORDS FUND				
CASH	7,679.68	11,563.54	9,566.93	9,676.29
TIME DEPOSIT ON ACCOUNT	116,531.90	.00	.00	116,531.90
MBIA MUNICIPAL INVESTORS SERV	.00	.00	.00	.00
FUND TOTALS	124,211.58	11,563.54	9,566.93	126,208.19
2018 058 DISTRICT CLERK RECORDS FUND				
CASH	2,779.17	385.03	840.33	2,323.87
TIME DEPOSIT ON ACCOUNT	30,597.67	.00	.00	30,597.67
MBIA	33,376.84	385.03	840.33	32,921.54
FUND TOTALS	66,753.68	770.06	1,680.66	65,843.08
2018 059 COUNTY CLERK ARCHIVE				
CASH	31,021.60	10,627.00	13,000.00	28,648.60
TIME DEPOSIT ON ACCOUNT	414,645.19	13,000.00	.00	427,645.19
MBIA MUNICIPAL INVESTOR SERVIC	445,666.79	23,627.00	13,000.00	456,293.79
FUND TOTALS	891,333.58	47,254.00	26,000.00	912,587.58
2018 061 CAPITAL PROJECT ROADS PCT NO 1				
CASH	.00	.00	.00	.00
TIME DEPOSIT ON ACCOUNT	.00	.00	.00	.00
MBIA MUNICIPAL INVESTOR SERVIC	.00	.00	.00	.00
FUND TOTALS	.00	.00	.00	.00
2018 064 CAPITAL PROJECT ROADS PCT NO 4				
CASH	.00	.00	.00	.00

ACCOUNT NAME	BEGINNING CASH BALANCE	CASH RECEIPTS	CASH DISBURSEMENTS	ENDING CASH BALANCE
2018 070 PERMANENT IMPROVEMENT FUND				
CASH	.00	.00	.00	.00
TIME DEPOSIT ON ACCOUNT	.00	.00	.00	.00
MBIA MUNICIPAL INVESTORS SERV	.00	.00	.00	.00
FUND TOTALS	.00	.00	.00	.00
2018 075 RIGHT-OF-WAY FUND				
CASH	.00	.00	.00	.00
TIME DEPOSIT ON ACCOUNT	.00	.00	.00	.00
MBIA MUNICIPAL INVESTORS SERV	.00	.00	.00	.00
FUND TOTALS	.00	.00	.00	.00
2018 084 TAX ANTICIPATION NOTES				
CASH	.00	.00	.00	.00
TIME DEPOSIT ON ACCOUNT	.00	.00	.00	.00
MBIA	.00	.00	.00	.00
FUND TOTALS	.00	.00	.00	.00
2018 085 DEBT SERVICE FUND				
CASH	18,269.86	13,939.30	20,566.20	11,642.96
TIME DEPOSIT ON ACCOUNT	190,395.35	.00	.00	190,395.35
MBIA MUNICIPAL INVESTORS SERV	250,833.51	438.24	.00	250,833.51
FUND TOTALS	459,060.48	14,377.54	20,566.20	452,871.82
2018 087 VZC INDIGENT HEALTH PROGRAM				
CASH	54,680.21	17,530.15	8,971.17	63,239.19
TIME DEPOSIT ON ACCOUNT	100,000.00	.00	.00	100,000.00
MBIA MUNICIPAL INVESTORS SERV	154,680.21	17,530.15	8,971.17	163,239.19
FUND TOTALS	259,360.42	17,530.15	8,971.17	259,360.42
2018 088 SOIL CONSERVATION DIST FUND				
CASH	492.01	250.00	.00	742.01
TIME DEPOSIT ON ACCOUNT	12,836.27	.00	.00	12,836.27
MBIA MUNICIPAL INVESTORS SERV	13,328.28	250.00	.00	13,578.28
FUND TOTALS	16,656.56	500.00	.00	17,156.56
2018 090 APPELLATE JUSTICE SYSTEM FUND				
CASH	420.35	470.00	.00	890.35
TIME DEPOSIT ON ACCOUNT	.00	.00	.00	.00
MBIA MUNICIPAL INVESTORS SERV	420.35	470.00	.00	890.35
FUND TOTALS	840.70	940.00	.00	1,780.70
2018 095 PAYROLL CLEARING ACCOUNT.				
CASH	193,715.58	.00	.00	193,715.58
TIME DEPOSIT ON ACCOUNT	.00	.00	.00	.00
MBIA MUNICIPAL INVESTORS SERV	193,715.58	.00	.00	193,715.58
FUND TOTALS	387,431.16	.00	.00	387,431.16
2018 096 GEN FIXED ASSETS ACCOUNT GRP				
CASH	.00	.00	.00	.00
TIME DEPOSIT ON ACCOUNT	.00	.00	.00	.00
MBIA MUNICIPAL INVESTORS SERV	.00	.00	.00	.00
FUND TOTALS	.00	.00	.00	.00
2018 097 LONG TERM DEBT GROUP				
CASH	.00	.00	.00	.00
TIME DEPOSIT ON ACCOUNT	.00	.00	.00	.00
MBIA MUNICIPAL INVESTORS SERV	.00	.00	.00	.00
FUND TOTALS	.00	.00	.00	.00

ACCOUNT NAME	BEGINNING CASH BALANCE	CASH RECEIPTS	CASH DISBURSEMENTS	ENDING CASH BALANCE
2018 131 VAN ZANDT COUNTY JAIL				
CASH	111,984.56	194,221.78	201,048.65	105,157.69
MEDICARE PAYABLE	.00	.00	.00	.00
VOUCHERS PAYABLE	.00	.00	.00	.00
TIME DEPOSIT ON ACCOUNT	150,000.00	.00	.00	150,000.00
MBIA MUNICIPAL INVESTORS SERV	.00	.00	.00	.00
FUND TOTALS	261,984.56	194,221.78	201,048.65	255,157.69
2018 132 VAN ZANDT COUNTY SHERIFF DEPT				
CASH	52,205.06	211,980.20	262,067.29	2,117.97
TIME DEPOSIT ON ACCOUNT	60,000.00	.00	.00	60,000.00
MBIA MUNICIPAL INVESTORS SERV	.00	.00	.00	.00
FUND TOTALS	112,205.06	211,980.20	262,067.29	62,117.97
2018 135 CAPITAL MURDER				
CASH	.00	.00	.00	.00
TEXPOOL	.00	.00	.00	.00
FUND TOTALS	.00	.00	.00	.00
2018 136 HOMELAND SECURITY GRANT				
CASH	1,990.01	.00	.00	1,990.01
TIME DEPOSIT ON ACCOUNT	.00	.00	.00	.00
FUND TOTALS	1,990.01	.00	.00	1,990.01
2018 139 HOMELAND SECURITY GRANT P25 CO				
CASH	2,293.00	.00	.00	2,293.00
TIME DEPOSIT ON ACCOUNT	.00	.00	.00	.00
MBIA MUNICIPAL INVESTORS SERV	.00	.00	.00	.00
FUND TOTALS	2,293.00	.00	.00	2,293.00
2018 141 BULLET PROOF VEST GRANT				
CASH	5,430.50	.00	.00	5,430.50
TIME DEPOSIT ON ACCOUNT	.00	.00	.00	.00
MBIA MUNICIPAL INVESTORS SERV	.00	.00	.00	.00
FUND TOTALS	5,430.50	.00	.00	5,430.50
2018 145 SOLID WASTE GRANT				
CASH	203.03	.00	.00	203.03
TIME DEPOSIT ON ACCOUNT	.00	.00	.00	.00
FUND TOTALS	203.03	.00	.00	203.03
2018 261 CAPITAL PROJECT ROADS PCT NO 1				
CASH	.00	.00	.00	.00
TIME DEPOSIT ON ACCOUNT	.00	.00	.00	.00
FUND TOTALS	.00	.00	.00	.00
2018 262 CAPITAL PROJECT ROADS PCT NO 2				
CASH	1.34	.00	.00	1.34
TIME DEPOSIT ON ACCOUNT	.00	.00	.00	.00
FUND TOTALS	1.34	.00	.00	1.34
2018 264 CAPITAL PROJECT PCT 4				
CASH	.00	.00	.00	.00
TIME DEPOSIT ON ACCOUNT	.00	.00	.00	.00
FUND TOTALS	.00	.00	.00	.00

ACCOUNT NAME	BEGINNING CASH BALANCE	CASH RECEIPTS	CASH DISBURSEMENTS	ENDING CASH BALANCE
2018 400 FRUITVALE 2011 TXCDBG 710056				
CASH	.00	.00	.00	.00
WATER GRANT CASH	.00	.00	.00	.00
FUND TOTALS	.00	.00	.00	.00
2018 401 BENWHEELERMSC 71348911131115				
FUND TOTALS	.00	.00	.00	.00
2018 402 LITTLEHOPEMOOREWSC713026081315				
CASH	.00	.00	.00	.00
WATER GRANT CASH	.00	.00	.00	.00
FUND TOTALS	.00	.00	.00	.00
2018 540 PRETRIAL SUPERVISION				
CASH	21,615.02	2,635.00	4,899.05	19,350.97
TDOA	126,742.93	.00	.00	126,742.93
FUND TOTALS	148,357.95	2,635.00	4,899.05	146,093.90
2018 541 COMMUNITY SUP & CORRECTIONS				
CASH	20,043.69	36,504.07	55,009.69	1,538.07
PETTY CASH	100.00	.00	.00	100.00
TIME DEPOSIT ON ACCOUNT	366,155.77	.00	.00	366,155.77
MBIA MUNICIPAL INVESTORS SERV	.00	.00	.00	.00
FUND TOTALS	386,299.46	36,504.07	55,009.69	367,793.84
2018 542 ADULT PROBATION CIVIL				
CASH	22,043.26	1,660.00	1,519.66	22,183.60
TDOA	326,681.08	.00	.00	326,681.08
MBIA	.00	.00	.00	.00
FUND TOTALS	348,724.34	1,660.00	1,519.66	348,864.68
2018 543 HIGH RISK SUBSTANCE ABUSE -CCP				
CASH	4,505.81	.00	4,502.70	3.11
TIME DEPOSIT ON ACCOUNT	.00	.00	.00	.00
MBIA MUNICIPAL INVESTORS SERV	.00	.00	.00	.00
FUND TOTALS	4,505.81	.00	4,502.70	3.11
2018 544 HIGH RISK SEX OFFENDER -CCP				
CASH	7,345.08	.00	5,550.89	1,794.19
TIME DEPOSIT ON ACCOUNT	.00	.00	.00	.00
MBIA MUNICIPAL INVESTORS SERV	.00	.00	.00	.00
FUND TOTALS	7,345.08	.00	5,550.89	1,794.19
2018 545 GRANT C COMMIT REDUCTION PROG				
CASH	7,219.23	4,834.00	6,376.48	5,676.75
FUND TOTALS	7,219.23	4,834.00	6,376.48	5,676.75
2018 546 JUVENILE PROBATION FUND				
CASH	186,529.56	47,581.83	44,805.76	183,753.49
TIME DEPOSIT ON ACCOUNT	.00	.00	.00	.00
MBIA MUNICIPAL INVESTORS SERV	.00	.00	.00	.00
FUND TOTALS	186,529.56	47,581.83	44,805.76	183,753.49
2018 547 VZCJPD STATE AID GRANT				
CASH	68,356.40	26,749.00	54,647.06	40,458.34
TIME DEPOSIT ON ACCOUNT	.00	.00	.00	.00

ACCOUNT NAME	BEGINNING CASH BALANCE	CASH RECEIPTS	CASH DISBURSEMENTS	ENDING CASH BALANCE
2018 548 MBIA MUNICIPAL INVESTORS SERV FUND TOTALS	68,356.40	26,749.00	54,647.06	40,458.34
2018 548 VZCJPD PROGRESSIVE SANCTIONS CASH	.00	.00	.00	.00
2018 548 TIME DEPOSIT ON ACCOUNT	.00	.00	.00	.00
2018 548 MBIA MUNICIPAL INVESTORS SERV FUND TOTALS	.00	.00	.00	.00
2018 549 VZCJPD - GRANT N CASH	21,888.38	8,003.34	8,981.34	20,910.38
2018 549 TIME DEPOSIT ON ACCOUNT	.00	.00	.00	.00
2018 549 MBIA MUNICIPAL INVESTORS SERV FUND TOTALS	21,888.38	8,003.34	8,981.34	20,910.38
2018 550 D A SUPPLEMENTAL FUND CASH	742.14	9,500.00	2,746.98	7,495.16
2018 550 TIME DEPOSIT ON ACCOUNT	4,615.95	.00	2,000.00	2,615.95
2018 550 MBIA MUNICIPAL INVESTORS SERV FUND TOTALS	5,358.09	9,500.00	4,746.98	10,111.11
2018 551 VOICES - JUV CJD GRANT CASH	1,209.46	.00	4,646.48	5,855.94
2018 551 VOICES - CJD JUV GRANT	.00	.00	.00	.00
2018 551 TIME DEPOSIT ON ACCOUNT	1,209.46	.00	4,646.48	5,855.94
2018 551 FUND TOTALS	1,209.46	.00	4,646.48	5,855.94
2018 552 ETCOG RESIDENTIAL CASH	1,197.62	.00	800.00	1,997.62
2018 552 FUND TOTALS	1,197.62	.00	800.00	1,997.62
2018 553 V - JUV PROB POST FUND CASH	.00	.00	.00	.00
2018 553 TIME DEPOSIT ON ACCOUNT	.00	.00	.00	.00
2018 553 MBIA MUNICIPAL INVESTORS SERV FUND TOTALS	.00	.00	.00	.00
2018 554 GRANT L SECURE FELONY REIMB CASH	665.00	.00	.00	665.00
2018 554 GRANT L SECURE FELONY REIMB	.00	.00	.00	.00
2018 554 TIME DEPOSIT ON ACCOUNT	665.00	.00	.00	665.00
2018 554 FUND TOTALS	665.00	.00	.00	665.00
2018 555 JUVENILE PROBATION INTEREST CASH	38.52	1.14	.00	39.66
2018 555 TIME DEPOSIT ON ACCOUNT	23,539.64	.00	.00	23,539.64
2018 555 MBIA MUNICIPAL INVESTORS SERV FUND TOTALS	23,578.16	1.14	.00	23,579.30
2018 556 GRANT H-DIVERSION RESIDENTIAL CASH	.00	.00	.00	.00
2018 556 FUND TOTALS	.00	.00	.00	.00
2018 557 GRANT I CASH	.00	.00	.00	.00
2018 557 FUND TOTALS	.00	.00	.00	.00
2018 558 GRANT S CASH	14,433.48	4,273.00	5,707.55	12,998.93

ACCOUNT NAME FUND TOTALS	BEGINNING CASH BALANCE	CASH RECEIPTS	CASH DISBURSEMENTS	ENDING CASH BALANCE
2018 559 MENTAL IMPAIRMENT CASELOAD				
CASH	1,947.30-	.00	7,515.82-	9,463.12-
TIME DEPOSIT ON ACCOUNT	.00	.00	.00	.00
MBIA MUNICIPAL INVESTORS SERV	.00	.00	.00	.00
FUND TOTALS	1,947.30-	.00	7,515.82-	9,463.12-
2018 560 SALARY ADJUSTMENT FOR JUV PROB				
CASH	1.33-	.00	.00	1.33-
TIME DEPOSIT ON ACCOUNT	.00	.00	.00	.00
MBIA MUNICIPAL INVESTORS SERV	.00	.00	.00	.00
FUND TOTALS	1.33-	.00	.00	1.33-
2018 562 TITLE IV-E FEDERAL FOSTER CARE				
CASH	.00	.00	.00	.00
TIME DEPOSIT ON ACCOUNT	.00	.00	.00	.00
MBIA MUNICIPAL INVESTORS SERV	.00	.00	.00	.00
FUND TOTALS	.00	.00	.00	.00
2018 565 INDIGENT DEFENSE GRANT				
CASH	27,106.11	12,427.50	4,315.15-	35,218.46
TIME DEPOSIT ON ACCOUNT	308.48	.00	.00	308.48
FUND TOTALS	27,414.59	12,427.50	4,315.15-	35,526.94
2018 567 ABATEMENT OFFICER				
CASH	40,944.45	21,730.44	12,030.01-	50,644.88
TDOA	75,335.53	.00	.00	75,335.53
FUND TOTALS	116,279.98	21,730.44	12,030.01-	125,980.41
2018 568 TECHNOLOGY RESOURCES				
CASH	1.50	.00	.00	1.50
TIME DEPOSIT ON ACCOUNT	.00	.00	.00	.00
FUND TOTALS	1.50	.00	.00	1.50
2018 569 HAVA ELECTION GRANT				
CASH	10,153.03	.00	.00	10,153.03
FUND TOTALS	10,153.03	.00	.00	10,153.03
2018 570 GOLDEN WATER SUPPLY CORP				
GOLDEN WATER TDHCA 726216	.00	.00	.00	.00
MBIA MUNICIPAL INVESTORS SERVI	.00	.00	.00	.00
FUND TOTALS	.00	.00	.00	.00
2018 580 D.A. CHECK COLLECTION FUND				
CASH	5,554.75	29.08	500.97-	5,082.86
TIME DEPOSIT ON ACCOUNT	10,257.24	.00	.00	10,257.24
MBIA MUNICIPAL INVESTORS SERV	.00	.00	.00	.00
FUND TOTALS	15,811.99	29.08	500.97-	15,340.10
2018 591 CONSTABLE #1 TLEOSE FUND				
CASH	1,888.88	.00	.00	1,888.88
CASH - CITIZENS NATIONAL	.49-	.00	.00	.49-
TDOA	.00	.00	.00	.00
MBIA MUNICIPAL INVESTORS SERV	.00	.00	.00	.00
FUND TOTALS	1,888.39	.00	.00	1,888.39
2018 592 CONSTABLE #2 TLEOSE FUND				
CASH	1,184.54	.00	.00	1,184.54

ACCOUNT NAME	BEGINNING CASH BALANCE	CASH RECEIPTS	CASH DISBURSEMENTS	ENDING CASH BALANCE
2018 593 CONSTABLE #3 TLEOSE FUND				
CASH	678.30	.00	.00	678.30
CASH OTHER - ANB/CANTON	1,790.75	.00	.00	1,790.75
MBIA MUNICIPAL INVESTORS SERV	2,469.05	.00	.00	2,469.05
FUND TOTALS	4,266.32	.00	.00	4,266.32
2018 594 CONSTABLE #4 TLEOSE FUND				
CASH	4,266.32	.00	.00	4,266.32
TIME DEPOSIT ON ACCOUNT	.00	.00	.00	.00
MBIA MUNICIPAL INVESTORS SERV	4,266.32	.00	.00	4,266.32
FUND TOTALS	8,532.64	.00	.00	8,532.64
2018 595 SHERIFF TLEOSE FUND				
CASH	11,623.72	192.00	3,580.00	8,235.72
MBIA MUNICIPAL INVESTORS SESRV	11,623.72	192.00	3,580.00	8,235.72
FUND TOTALS	23,247.44	384.00	7,160.00	16,471.44
2018 596 DA TLEOSE FUND				
CASH	941.88	.00	.00	941.88
MBIA MUNICIPAL INVESTORS SERV	941.88	.00	.00	941.88
FUND TOTALS	1,883.76	.00	.00	1,883.76
2018 597 VZC COMMISSARY PERSONNEL FUND				
CASH	2.41	.00	.00	2.41
MBIA MUNICIPAL INVESTORS SERV	2.41	.00	.00	2.41
FUND TOTALS	4.82	.00	.00	4.82
2018 600 JUSTICE COURT TECHNOLOGY FUND				
CASH	3,045.82	1,626.38	.00	4,672.20
TIME DEPOSIT ON ACCOUNT	41,198.87	.00	.00	41,198.87
MBIA MUNICIPAL INVESTORS SERV	44,244.69	1,626.38	.00	45,871.07
FUND TOTALS	88,489.38	3,252.76	.00	91,742.14
2018 602 CHILD ADVOCACY HISTORICAL COMMISSION CASH				
MBIA MUNICIPAL INVESTORS SERV	.00	.00	.00	.00
FUND TOTALS	.00	.00	.00	.00
2018 800 CONTRIBUTION RELIEF FUND				
CASH	.00	.00	.00	.00
TIME DEPOSIT ON ACCOUNT	16,082.93	.00	.00	16,082.93
FUND TOTALS	16,082.93	.00	.00	16,082.93
2018 802 VETERAN'S MEMORIAL WALL FUND				
CASH	.00	.00	.00	.00
TIME DEPOSIT ON ACCOUNT	.00	.00	.00	.00
FUND TOTALS	.00	.00	.00	.00
2018 803 HISTORICAL COMMISSION				
HISTORICAL COMMISSION CASH	1,100.12	.00	299.47	800.65
TIME DEPOSIT ON ACCOUNT	10,038.71	.00	.00	10,038.71
FUND TOTALS	11,138.83	.00	299.47	10,839.36
2018 804 VAN TORNADO-ASSISTANCE				
VAN TORNADO-ASSISTANCE-CASH	37,959.07	118,671.04	112,161.34	31,449.37

ACCOUNT NAME	BEGINNING CASH BALANCE	CASH RECEIPTS	CASH DISBURSEMENTS	ENDING CASH BALANCE
2018 805 FEMA - DEC 2015 STORM	37,959.07-	118,671.04	112,161.34-	31,449.37-
CASH	470.66	.00	.00	470.66
TIME DEPOSIT ON ACCOUNT	.00	.00	.00	.00
FUND TOTALS	470.66	.00	.00	470.66
2018 806 FEMA APRIL 2016 STORM	.00	.00	.00	.00
CASH	.00	.00	.00	.00
TIME DEPOSIT ON ACCOUNT	.00	.00	.00	.00
FUND TOTALS	.00	.00	.00	.00
GRAND TOTALS	13,043,980.78	2,874,586.88	4,010,386.55-	11,908,181.11

ACCOUNT NUMBER	ACCOUNT NAME	DATE	AMDMT NUMBER	OLD BUDGET AMOUNT	AMOUNT	DESCRIPTION	AMOUNT OF CHANGE	CLK
2018 010-371-100	OTHER MISC. REVENU	01/10/2018	180025	24,000.00	24,437.50	PROVIDE FUNDS FOR HEALTHY C	437.50	SH
			TOTAL AMENDMENTS	1	TOTAL CHANGES		437.50	
2018 010-400-483	BONDING	11/30/2017	180018	.00	296.92	TO COVER EXPENSES	296.92	KE
			TOTAL AMENDMENTS	1	TOTAL CHANGES		296.92	
2018 010-402-495	MISCELLANEOUS EXPE	01/10/2018	180025	700.00	1,137.50	PROVIDE FUNDS FOR HEALTHY C	437.50	SH
			TOTAL AMENDMENTS	1	TOTAL CHANGES		437.50	
2018 010-409-495	MISCELLANEOUS	11/30/2017	180018	1,000.00	406.16	TO COVER EXPENSES	593.84	KE
			TOTAL AMENDMENTS	1	TOTAL CHANGES		593.84	
2018 010-410-475	ECONOMIC DEVELOPME	03/21/2018	180040	3,334.00	3,666.66	LINE ITEM TRANSFER	332.66	SH
		03/21/2018	180040	1,500.00	1,167.34	LINE ITEM TRANSFER	332.66	SH
			TOTAL AMENDMENTS	2	TOTAL CHANGES		.00	
2018 010-445-416	INDIGENT LEGAL AID	05/30/2018	180071	.00	5,000.00	TO COVER AG COUNT APPT. ATT	5,000.00	KE
		11/30/2017	180018	.00	296.92	TO COVER EXPENSES	296.92	KE
			TOTAL AMENDMENTS	2	TOTAL CHANGES		5,296.92	
2018 010-461-483	BONDING	04/18/2018	180052	50.00	50.00	LINE ITEM TRANSFER	50.00	SH
		04/18/2018	180052	.00	.00	LINE ITEM TRANSFER	.00	SH
			TOTAL AMENDMENTS	2	TOTAL CHANGES		.00	
2018 010-462-485	JURORS EXPENSE	04/04/2018	180048	500.00	410.00	LINE ITEM TRANSFER	90.00	SH
		04/04/2018	180048	.00	90.00	LINE ITEM TRANSFER	90.00	SH
			TOTAL AMENDMENTS	2	TOTAL CHANGES		.00	
2018 010-476-406	TRANSCRIPTS & PROS	05/14/2018	180063	7,000.00	6,962.00	LINE ITEM TRANSFER	38.00	SH
		05/14/2018	180063	250.00	288.00	LINE ITEM TRANSFER	38.00	SH
			TOTAL AMENDMENTS	2	TOTAL CHANGES		.00	
2018 010-495-103	SALARIES - EMPLOYE	04/04/2018	180045	127,068.00	125,568.00	PROVIDE FUNDS FOR SCANNER	1,500.00	SH
		02/21/2018	180033	1,950.00	1,850.00	LINE ITEM TRANSFER FOR SCANNER	100.00	SH
		04/04/2018	180045	1,850.00	3,350.00	PROVIDE FUNDS FOR SCANNER	1,500.00	SH
		05/31/2018	180075	3,350.00	3,300.00	\$ TO COVER BOND	50.00	KE
		06/04/2018	180078	600.00	400.00	LINE ITEM TRANSFER	200.00	SH
		06/04/2018	180078	2,500.00	2,700.00	LINE ITEM TRANSFER	200.00	SH
		05/31/2018	180075	2,250.00	300.00	\$ TO COVER BOND	50.00	KE
		02/21/2018	180033	150.00	250.00	LINE ITEM TRANSFER	100.00	SH
			TOTAL AMENDMENTS	8	TOTAL CHANGES		.00	
2018 010-499-311	POSTAGE	12/14/2017	180021	8,000.00	7,000.00	LINE ITEM TRANSFER	1,000.00	SH
		05/30/2018	180067	7,000.00	6,000.00	TO COVER EXPENSES	1,000.00	KE
		12/14/2017	180021	1,000.00	1,000.00	LINE ITEM TRANSFER	1,000.00	SH
		05/30/2018	180067	1,000.00	2,000.00	TO COVER EXPENSES	1,000.00	KE
		12/14/2017	180021	1,300.00	800.00	LINE ITEM TRANSFER	500.00	SH
			TOTAL AMENDMENTS	5	TOTAL CHANGES		.00	
2018 010-510-450	REP & MAINT. BLDGS	05/31/2018	180074	20,000.00	30,000.00	TO COVER EXPENSES	10,000.00	KE
		05/31/2018	180074	15,000.00	10,000.00	TO COVER EXPENSES	5,000.00	KE
		05/31/2018	180074	5,000.00	.00	TO COVER EXPENSES	5,000.00	KE
		05/30/2018	180070	.00	25,015.00	TO COVER EXPENSES	25,015.00	KE
			TOTAL AMENDMENTS	4	TOTAL CHANGES		25,015.00	

ACCOUNT NUMBER	ACCOUNT NAME	DATE	AMDMT NUMBER	OLD BUDGET AMOUNT	AMOUNT AMENDED	BUDGET AMOUNT	AMOUNT OF CHANGE	DESCRIPTION	CLK
2018 010-551-339	UNIFORMS	05/31/2018	180073	400.00	.00	.00	400.00-	TO COVER EXPENSES	KE
2018 010-551-451	AUTO MAINTENANCE	05/14/2018	180065	.00	261.59	261.59	261.59	LINE ITEM TRANSFER	SH
2018 010-551-451	AUTO MAINTENANCE	05/31/2018	180073	261.59	661.59	661.59	400.00	TO COVER EXPENSES	KE
2018 010-551-495	MISCELLANEOUS	04/04/2018	180044	.00	479.52	479.52	479.52	PROVIDE FUNDS FOR COPS	SH
2018 010-551-575	AUTO PURCHASES	04/04/2018	180044	36,000.00	35,520.48	35,520.48	479.52	PROVIDE FUNDS FOR COPS	SH
2018 010-551-575	AUTO PURCHASES	05/14/2018	180065	35,520.48	35,258.89	35,258.89	261.59-	LINE ITEM TRANSFER	SH
2018 010-551-575	AUTO PURCHASES	05/30/2018	180070	35,258.89	10,243.89	10,243.89	25,015.00-	TO COVER EXPENSES	KE
2018 010-551-575	AUTO PURCHASES	05/30/2018	180071	10,243.89	5,243.89	5,243.89	5,000.00-	TO COVER AG COUNT	ATT KE
	EXPENDITURES - CONSTABLE PCT.1		TOTAL AMENDMENTS	8	TOTAL CHANGES		30,015.00-		
2018 015-352-400	FORFEITED PROPERTY	02/08/2018	180028	5,000.00-	15,699.44-	15,699.44-	10,699.44-	INCREASE THE BUDGET-DEA	MON KE
	EXPENDITURES - JUSTICE COURT		TOTAL AMENDMENTS	1	TOTAL CHANGES		10,699.44-		
2018 015-560-492	DRUG INVESTIGATION	02/08/2018	180028	.00	2,699.44	2,699.44	2,699.44	INCREASE THE BUDGET-DEA	MON KE
2018 015-560-495	MISC EXPENDITURES - SHERIFF FORFEIT	02/08/2018	180028	10,000.00	18,000.00	18,000.00	8,000.00	INCREASE THE BUDGET-DEA	MON KE
	EXPENDITURES - JUSTICE COURT		TOTAL AMENDMENTS	2	TOTAL CHANGES		10,699.44		
2018 018-510-402	CONTRACT SERVICES	10/26/2017	180009	.00	2,000.00	2,000.00	2,000.00	INCREASE THE BUDGET	KE
	EXPENDITURES - JUSTICE COURT		TOTAL AMENDMENTS	1	TOTAL CHANGES		2,000.00		
2018 021-364-100	SALE OF PROPERTY	04/04/2018	180047	.00	24,126.00-	24,126.00-	24,126.00-	INCREASE REV/EXP PROCEEDS	F SH
	EXPENDITURES - JUSTICE COURT		TOTAL AMENDMENTS	1	TOTAL CHANGES		24,126.00-		
2018 021-380-300	GRANT REV 2016 DIS	03/07/2018	180037	.00	1,206.75-	1,206.75-	1,206.75-	INCREASE REV AND EXPENSE	SH
	EXPENDITURES - JUSTICE COURT		TOTAL AMENDMENTS	1	TOTAL CHANGES		1,206.75-		
2018 021-390-804	TRN FROM VAN TORNA	12/14/2017	180024	.00	157,053.25-	157,053.25-	157,053.25-	TRANSFER FUNDS FROM FEMA	PC SH
2018 021-390-804	TRN FROM VAN TORNA	05/14/2018	180062	157,053.25-	269,214.59-	269,214.59-	112,161.34-	TRANSFER FEMA FUNDS 804	TO SH
	EXPENDITURES - JUSTICE COURT		TOTAL AMENDMENTS	2	TOTAL CHANGES		269,214.59-		
2018 021-621-335	ROAD & BRIDGE MATE	12/14/2017	180024	550,000.00	707,053.25	707,053.25	157,053.25	TRANSFER FUNDS FROM FEMA	PC SH
2018 021-621-335	ROAD & BRIDGE MATE	04/23/2018	180054	707,053.25	687,053.25	687,053.25	20,000.00-	LINE ITEM TRANSFER	SH
2018 021-621-335	ROAD & BRIDGE MATE	04/23/2018	180054	687,053.25	681,024.05	681,024.05	6,029.20-	LINE ITEM TRANSFER	SH
2018 021-621-335	ROAD & BRIDGE MATE	05/14/2018	180062	681,024.05	793,185.39	793,185.39	112,161.34	TRANSFER FEMA FUNDS 804	TO SH
2018 021-621-461	MACHINERY RENTAL	04/23/2018	180054	100.00	20,100.00	20,100.00	20,000.00	LINE ITEM TRANSFER	SH
2018 021-621-495	MISCELLANEOUS EXPE	03/07/2018	180037	12,500.00	13,706.75	13,706.75	1,206.75	INCREASE REV AND EXPENSE	SH
2018 021-621-571	EQUIPMENT PURCHASE	04/04/2018	180047	40,000.00	64,126.00	64,126.00	24,126.00	INCREASE REV/EXP PROCEEDS	F SH
2018 021-621-571	EQUIPMENT PURCHASE	04/23/2018	180053	64,126.00	94,126.00	94,126.00	30,000.00	INCREASE FROM RESERVE	TO PU SH
	EXPENDITURES - R & B PCT.1		TOTAL AMENDMENTS	8	TOTAL CHANGES		318,518.14		
2018 021-700-804	TRANSFER TO VAN TO	04/23/2018	180054	.00	6,029.20	6,029.20	6,029.20	LINE ITEM TRANSFER	SH
	EXPENDITURES - RB#1 TRANSFERS		TOTAL AMENDMENTS	1	TOTAL CHANGES		6,029.20		
2018 022-367-000	DONATIONS - GENERA	05/30/2018	180069	.00	150,000.00-	150,000.00-	150,000.00-	DONATION-HEBRON MINISTRIES,	KE
	EXPENDITURES - RB#1 TRANSFERS		TOTAL AMENDMENTS	1	TOTAL CHANGES		150,000.00-		
2018 022-370-100	ROAD DAMAGE PAYMEN	11/16/2017	180014	.00	308,550.00-	308,550.00-	308,550.00-	AMEND FY2018 BUDGET FOR	ROA KE
	EXPENDITURES - RB#1 TRANSFERS		TOTAL AMENDMENTS	1	TOTAL CHANGES		308,550.00-		
2018 022-380-300	GRANT REV 2016 DIS	03/07/2018	180037	.00	1,206.75-	1,206.75-	1,206.75-	INCREASE REV AND EXPENSE	SH
	EXPENDITURES - RB#1 TRANSFERS		TOTAL AMENDMENTS	1	TOTAL CHANGES		1,206.75-		
2018 022-390-804	TRN FROM VAN TORNA	12/14/2017	180023	.00	2,406.51-	2,406.51-	2,406.51-	TRANSFER FUNDS FROM FEMA	FU SH
	EXPENDITURES - RB#1 TRANSFERS		TOTAL AMENDMENTS	1	TOTAL CHANGES		2,406.51-		

2018	022-622-335	ROAD & BRIDGE MATE	11/16/2017	180014	1,056,000.00	1,364,550.00	1,364,550.00	308,550.00	AMEND FY2018 BUDGET FOR ROA	KE
2018	022-622-335	ROAD & BRIDGE MATE	01/10/2018	180026	1,344,550.00	1,344,550.00	1,344,550.00	20,000.00	PROVIDE FUNDS FOR REPAIR ON	SH
2018	022-622-335	ROAD & BRIDGE MATE	02/28/2018	180035	1,339,550.00	1,339,550.00	1,339,550.00	5,000.00	LINE ITEM TRANSFER RECLAIM	SH
2018	022-622-335	ROAD & BRIDGE MATE	03/07/2018	180038	1,337,523.00	1,337,523.00	1,337,523.00	2,027.00	LINE ITEM TRANSFER FOR ADDI	SH
2018	022-622-335	ROAD & BRIDGE MATE	05/30/2018	180058	1,337,523.00	1,337,523.00	1,337,523.00	5,000.00	TO COVER EXPENSES	KE
2018	022-622-335	ROAD & BRIDGE MATE	05/30/2018	180069	1,332,523.00	1,482,523.00	1,482,523.00	150,000.00	DONATION-HEBRON INDUSTRIES,	KE
2018	022-622-335	ROAD & BRIDGE MATE	05/31/2018	180072	1,482,523.00	1,490,638.79	1,490,638.79	8,115.79	LINE ITEM TRANSFER	KE
2018	022-622-335	ROAD & BRIDGE MATE	05/31/2018	180077	1,490,638.79	1,484,638.79	1,484,638.79	6,000.00	TO COVER MACHINERY RENTAL E	KE
2018	022-622-336	FEMA VAN TORNADO	10/04/2017	180077	113,750.22	113,750.22	113,750.22	113,750.22	INCREASE THE BUDGET	KE
2018	022-622-336	FEMA VAN TORNADO	12/14/2017	180023	116,156.73	116,156.73	116,156.73	2,406.51	TRANSFER FUNDS FROM FEMA FU	SH
2018	022-622-336	FEMA VAN TORNADO	05/31/2018	180072	116,156.73	115,489.20	115,489.20	667.53	LINE ITEM TRANSFER	KE
2018	022-622-337	FEMA DEC 2015 STOR	10/04/2017	180007	83,610.67	83,610.67	83,610.67	83,610.67	INCREASE THE BUDGET	KE
2018	022-622-337	FEMA DEC 2015 STOR	05/31/2018	180072	83,610.67	76,162.41	76,162.41	7,448.26	LINE ITEM TRANSFER	KE
2018	023-622-451	REPAIR & MAINT	01/10/2018	180026	20,000.00	40,000.00	40,000.00	20,000.00	PROVIDE FUNDS FOR REPAIR ON	SH
2018	023-622-451	REPAIR & MAINT	02/28/2018	180035	40,000.00	45,000.00	45,000.00	5,000.00	LINE ITEM TRANSFER RECLAIM	SH
2018	022-622-451	REPAIR & MAINT	05/02/2018	180058	45,000.00	50,000.00	50,000.00	5,000.00	TO COVER EXPENSES	KE
2018	022-622-451	REPAIR & MAINT	05/31/2018	180077	1,000.00	6,000.00	6,000.00	6,000.00	TO COVER MACHINERY RENTAL E	KE
2018	022-622-495	MISCELLANEOUS EXPE	03/07/2018	180037	78,000.00	2,206.75	2,206.75	1,206.75	INCREASE REV AND EXPENSE	SH
2018	022-622-571	EQUIPMENT PURCHASE	03/07/2018	180038	78,000.00	80,027.00	80,027.00	2,027.00	LINE ITEM TRANSFER FOR ADDI	SH
		EXPENDITURES - R & B PCT.2		TOTAL AMENDMENTS	19	TOTAL CHANGES		659,524.15		
2018	023-367-000	DONATIONS - GENERA	04/04/2018	180043	1.00	14,000.00	14,000.00	14,000.00	INCREASE REVENUE/EXPENSE -	SH
				TOTAL AMENDMENTS	1	TOTAL CHANGES		14,000.00		
2018	023-380-200	FINANCING ISSURANC	03/07/2018	180036	.00	157,900.00	157,900.00	157,900.00	INCREASE REV AND EXP TO PUR	SH
2018	023-380-300	GRANT REV 2016 DIS	03/07/2018	180037	.00	1,206.75	1,206.75	1,206.75	INCREASE REV AND EXPENSE	SH
				TOTAL AMENDMENTS	2	TOTAL CHANGES		159,106.75		
2018	023-623-335	ROAD & BRIDGE MATE	04/04/2018	180043	760,000.00	774,000.00	774,000.00	14,000.00	INCREASE REVENUE/EXPENSE -	SH
2018	023-623-402	CONTRACT SERVICES	04/18/2018	180051	.00	3,500.00	3,500.00	3,500.00	LINE ITEM TRANSFER	SH
2018	023-623-451	MACHINERY RENTAL	05/10/2018	180061	10,000.00	30,000.00	30,000.00	20,000.00	PROVIDE FUNDS FOR MOTOR GRA	SH
2018	023-623-495	MISCELLANEOUS EXPE	03/07/2018	180037	3,000.00	4,206.75	4,206.75	1,206.75	INCREASE REV AND EXPENSE	SH
2018	023-623-571	EQUIPMENT PURCHASE	03/07/2018	180036	50,000.00	207,900.00	207,900.00	157,900.00	INCREASE REV AND EXP TO PUR	SH
2018	023-623-571	EQUIPMENT PURCHASE	04/18/2018	180051	207,900.00	204,400.00	204,400.00	3,500.00	LINE ITEM TRANSFER	SH
		EXPENDITURES - R & B PCT.3		TOTAL AMENDMENTS	6	TOTAL CHANGES		193,106.75		
2018	024-380-200	FINANCING ISSURANC	11/02/2017	180013	.00	109,088.00	109,088.00	109,088.00	INCREASE R&B PCT 4 FY 2018	FT
2018	024-380-300	GRANT REV 2016 DIS	03/07/2018	180037	.00	1,206.75	1,206.75	1,206.75	INCREASE REV AND EXPENSE	SH
				TOTAL AMENDMENTS	2	TOTAL CHANGES		110,294.75		
2018	024-390-804	TRN FROM VAN TORNA	12/14/2017	180022	.00	7,121.25	7,121.25	7,121.25	TRANSFER FUNDS FROM FEMA FU	SH
2018	024-390-806	TRN FRM APR 2016 S	12/14/2017	180022	.00	285,635.94	285,635.94	285,635.94	TRANSFER FUNDS FROM FEMA FU	SH
				TOTAL AMENDMENTS	2	TOTAL CHANGES		292,757.19		
2018	024-624-103	SALARIES - EMPLOYE	05/02/2018	180059	236,555.00	228,555.00	228,555.00	8,000.00	TO COVER EXPENSES	KE
2018	024-624-107	SALARIES-EXTRA HEL	05/02/2018	180059	.00	8,000.00	8,000.00	8,000.00	TO COVER EXPENSES	KE
2018	024-624-335	ROAD & BRIDGE MATE	11/02/2017	180012	250,000.00	248,400.00	248,400.00	1,600.00	LINE ITEM TRANSFERS	FT
2018	024-624-335	ROAD & BRIDGE MATE	11/02/2017	180012	248,400.00	247,950.00	247,950.00	450.00	LINE ITEM TRANSFERS	FT
2018	024-624-335	ROAD & BRIDGE MATE	05/30/2018	180068	247,950.00	221,950.00	221,950.00	26,000.00	TO COVER EQUIP. PURCHASE	KE
2018	024-624-336	FEMA VAN TORNADO	12/14/2017	180022	48,800.00	55,921.25	55,921.25	7,121.25	TRANSFER FUNDS FROM FEMA FU	SH
2018	024-624-338	FEMA APR 2016 STOR	12/14/2017	180022	.00	285,635.94	285,635.94	285,635.94	TRANSFER FUNDS FROM FEMA FU	SH
2018	024-624-339	UNIFORMS	11/02/2017	180012	4,250.00	4,700.00	4,700.00	450.00	LINE ITEM TRANSFERS	FT
2018	024-624-340	SHOP SUPPLIES & TO	05/31/2018	180076	4,250.00	3,250.00	3,250.00	1,000.00	TO COVER TRAINING EXPENSES	KE
2018	024-624-427	TRAINING	05/31/2018	180076	1,900.00	2,900.00	2,900.00	1,000.00	TO COVER TRAINING EXPENSES	KE
2018	024-624-483	BONDING	11/02/2017	180012	2,400.00	2,400.00	2,400.00	2,400.00	LINE ITEM TRANSFERS	FT

ACCOUNT NUMBER	ACCOUNT NAME	DATE	AMDMT NUMBER	OLD BUDGET AMOUNT	BUDGET AMENDED AMOUNT	AMOUNT OF CHANGE	DESCRIPTION	CLK
2018 024-624-495	MISCELLANEOUS EXPE	11/02/2017	180012	.00	4,000.00	4,000.00	LINE ITEM TRANSFERS	FT
2018 024-624-495	MISCELLANEOUS EXPE	03/07/2018	180037	4,000.00	5,206.75	1,206.75	INCREASE REV AND EXPENSE	SH
2018 024-624-571	EQUIPMENT PURCHASE	05/30/2018	180068	.00	26,000.00	26,000.00	TO COVER EQUIP. PURCHASE	KE
2018 024-624-589	EQUIPMENT PAYMENTS	11/02/2017	180013	.00	22,825.00	22,825.00	INCREASE R&B PCT 4 FY 2018	FT
	EXPENDITURES - PCT.4	TOTAL AMENDMENTS	15	TOTAL CHANGES	316,788.94			
2018 042-367-202	FAMILY PLACE GRANT	04/23/2018	180056	.00	6,000.00	6,000.00	SET UP LIBRARY PLACE GRANT	SH
	EXPENDITURES- GRANT	TOTAL AMENDMENTS	1	TOTAL CHANGES	6,000.00			
2018 042-651-571	FAMILY PLACE GRANT	04/23/2018	180056	.00	6,000.00	6,000.00	SET UP LIBRARY PLACE GRANT	SH
	EXPENDITURES- GRANT	TOTAL AMENDMENTS	1	TOTAL CHANGES	6,000.00			
2018 052-450-427	TRAINING	02/21/2018	180032	500.00	.00	500.00	LINE ITEM TRANSFER	SH
2018 052-450-427	TRAINING	04/04/2018	180042	.00	577.73	577.73	INCREASE TRAINING FROM FUND	SH
2018 052-450-572	OFFICE EQUIPMENT	02/21/2018	180032	1,500.00	2,000.00	500.00	LINE ITEM TRANSFER	SH
	EXPENDITURES - PCT.4	TOTAL AMENDMENTS	3	TOTAL CHANGES	577.73			
2018 053-410-485	CHILDS ADVOCACY CE	02/08/2018	180029	10,000.00	30,000.00	20,000.00	LINE ITEM TRANSFER	KE
2018 053-410-486	ECONOMIC DEVELOPME	02/08/2018	180029	40,000.00	20,000.00	20,000.00	LINE ITEM TRANSFER	KE
	EXPENDITURES - CITY RECORDS FND	TOTAL AMENDMENTS	2	TOTAL CHANGES	.00			
2018 056-409-495	MISCELLANEOUS EXPE	11/02/2017	180011	.00	3,100.00	3,100.00	INCREASE COUNTY RECORDS FND	FT
	EXPENDITURES - CITY RECORDS FND	TOTAL AMENDMENTS	1	TOTAL CHANGES	3,100.00			
2018 061-700-021	TRANSFER TO RB#1	04/23/2018	180057	.00	171.63	171.63	CLOSE FUNDS	SH
	EXPENDITURES - CITY RECORDS FND	TOTAL AMENDMENTS	1	TOTAL CHANGES	171.63			
2018 075-700-010	TRANSFER TO GENERA	04/23/2018	180057	.00	118.09	118.09	CLOSE FUNDS	SH
	EXPENDITURES - TAN	TOTAL AMENDMENTS	1	TOTAL CHANGES	118.09			
2018 084-700-010	TRANSFER TO GENERA	04/23/2018	180057	.00	24.23	24.23	CLOSE FUNDS	SH
	EXPENDITURES - TAN	TOTAL AMENDMENTS	1	TOTAL CHANGES	24.23			
2018 131-512-103	SALARIES - EMPLOYE	02/08/2018	180027	974,649.30	1,043,730.30	69,081.00	INCREASE THE BUDGET	KE
2018 131-512-201	SOCIAL SECURITY TA	02/08/2018	180027	76,251.00	81,536.00	5,285.00	INCREASE THE BUDGET	KE
2018 131-512-203	RETIREMENT CONTRIB	02/08/2018	180027	79,145.00	84,630.00	5,485.00	INCREASE THE BUDGET	KE
2018 131-512-204	WORKERS COMPENSATI	02/08/2018	180027	44,058.00	47,280.00	3,222.00	INCREASE THE BUDGET	KE
2018 131-512-206	UNEMPLOYMENT INSUR	02/08/2018	180027	10,530.00	11,276.00	746.00	INCREASE THE BUDGET	KE
2018 131-512-310	OFFICE SUPPLIES -	05/14/2018	180064	7,000.00	7,215.03	215.03	LINE ITEM TRANSFER	SH
2018 131-512-495	MISCELLANEOUS	05/14/2018	180064	1,500.00	1,284.97	215.03	LINE ITEM TRANSFER	SH
	EXPENDITURES - VZC JAIL	TOTAL AMENDMENTS	7	TOTAL CHANGES	83,819.00			
2018 132-352-400	GRANT PROCEEDS	11/30/2017	180016	69,350.00	69,350.00	0.00	ESTABLISH BUDGETS FOR BODY	KE
2018 132-352-400	GRANT PROCEEDS	12/14/2017	180020	69,350.00	97,860.06	28,510.06	ESTABLISH BUDGET FOR THERMA	SH
	EXPENDITURES - VZC JAIL	TOTAL AMENDMENTS	2	TOTAL CHANGES	97,860.06			
2018 132-367-000	GENERAL DONATION V	11/02/2017	180010	.00	3,800.00	3,800.00	INCREASE SHERIFF BUDGET FOR	FT
2018 132-367-000	GENERAL DONATION V	11/30/2017	180017	3,800.00	7,600.00	3,800.00	INCREASE BUDGET FOR K-9 DON	KE
2018 132-367-000	GENERAL DONATION V	11/30/2017	180017	7,600.00	3,800.00	3,800.00	VOID B/A #17 - DUPLICATE OF	SH
	EXPENDITURES - VZC JAIL	TOTAL AMENDMENTS	3	TOTAL CHANGES	3,800.00			
2018 132-370-104	INSURANCE PROCEEDS	04/04/2018	180045	.00	2,112.40	2,112.40	INCREASE REVENUE/EXPENSE TA	SH
	EXPENDITURES - VZC JAIL	TOTAL AMENDMENTS	1	TOTAL CHANGES	2,112.40			
2018 132-380-200	FINANCING ISSURANC	12/13/2017	180019	150,000.00	543,902.85	393,902.85	ESTABLISH ADD. BUDGET-VEHIC	KE

ACCOUNT NUMBER ACCOUNT NAME DATE AMDMT NUMBER OLD BUDGET AMENDED BUDGET AMOUNT

DESCRIPTION

AMOUNT OF CHANGE

393,902.85-

1 TOTAL CHANGES

1 TOTAL CHANGES

1

2018	132-560-103	SALARIES - EMPLOYEE	02/08/2018	180027	1,400,000.00	1,431,885.00	31,885.00	INCREASE THE BUDGET	KE
2018	132-560-201	SOCIAL SECURITY TA	02/08/2018	180027	103,890.00	106,329.00	2,439.00	INCREASE THE BUDGET	KE
2018	132-560-204	RETIREMENT CONTRIB	02/08/2018	180027	107,850.00	110,382.00	2,532.00	INCREASE THE BUDGET	KE
2018	132-560-206	WORKERS COMPENSATI	02/08/2018	180027	54,020.00	55,507.00	1,487.00	INCREASE THE BUDGET	KE
2018	132-560-307	UNEMPLOYMENT INSUR	02/08/2018	180027	13,885.00	14,230.00	345.00	INCREASE THE BUDGET	KE
2018	132-560-337	LAW ENFORCEMENT SU	11/30/2017	180010	10,000.00	13,800.00	3,800.00	INCREASE THE BUDGET FOR SHERIFF	KE
2018	132-560-337	LAW ENFORCEMENT SU	11/30/2017	180017	13,800.00	17,600.00	3,800.00	BUDGET FOR K-9 DON	KE
2018	132-560-337	LAW ENFORCEMENT SU	11/30/2017	180017	17,600.00	13,800.00	-3,800.00	VOID B/A #17 - DUPLICATE OF	SH
2018	132-560-416	AUTOPSIES & FORENS	04/04/2018	180046	2,500.00	5,000.00	2,500.00	LINE ITEM TRANSFER	SH
2018	132-560-416	AUTOPSIES & FORENS	05/02/2018	180060	5,000.00	8,000.00	3,000.00	TO COVER EXPENSES	KE
2018	132-560-454	AUTOMOTIVE MAINTEN	04/04/2018	180045	60,000.00	62,112.40	2,112.40	INCREASE REVENUE/EXPENSE TA	SH
2018	132-560-455	REPAIR & MAINT - F	05/02/2018	180060	5,000.00	2,000.00	-3,000.00	TO COVER EXPENSES	KE
2018	132-560-456	TIRBS & TUBES	04/04/2018	180046	24,000.00	21,500.00	-2,500.00	LINE ITEM TRANSFER	SH
2018	132-560-458	RADIO REPAIR	06/04/2018	180079	5,000.00	10,000.00	5,000.00	LINE ITEM TRANSFER	SH
2018	132-560-498	MISCELLANEOUS	06/04/2018	180079	10,750.00	5,750.00	-5,000.00	LINE ITEM TRANSFER	SH
2018	132-560-571	EQUIPMENT PURCHASE	11/30/2017	180016	5,000.00	74,350.00	69,350.00	ESTABLISH BUDGETS FOR BODY	SH
2018	132-560-571	EQUIPMENT PURCHASE	12/14/2017	180020	74,350.00	102,860.06	28,510.06	BUDGET FOR THERMA	SH
2018	132-560-571	EQUIPMENT PURCHASE	04/04/2018	180041	102,860.06	143,460.81	40,600.75	LINE ITEM TRANSFER TO OUTFI	SH
2018	132-560-578	SHERIFF'S AUTO PUR	12/13/2017	180019	150,000.00	543,902.85	393,902.85	ESTABLISH ADD. BUDGET-VEHIC	KE
2018	132-560-588	INTEREST ON DEBT P	04/04/2018	180041	14,448.37	11,847.62	-2,600.75	LINE ITEM TRANSFER TO OUTFI	SH
2018	132-560-589	EQUIPMENT PAYMENTS	04/04/2018	180041	130,581.86	92,581.86	-38,000.00	LINE ITEM TRANSFER TO OUTFI	SH
EXPENDITURES - SHERIFF OFFICE					TOTAL AMENDMENTS	21	TOTAL CHANGES	536,363.31	

2018	261-700-021	TRANSFER TO R&B #1	04/23/2018	180057	.00	7.84	7.84	CLOSE FUNDS	SH
TOTAL AMENDMENTS					1	TOTAL CHANGES	7.84		

2018	540-344-101	PRE TRIAL FEES	10/04/2017	180001	.00	48,391.00	48,391.00	RECORD BUDGET FIGURES	KE
2018	540-344-104	DRUG TESTING	10/04/2017	180001	.00	1,000.00	1,000.00	RECORD BUDGET FIGURES	KE
2018	540-344-105	GPS/BLM	10/04/2017	180001	.00	13,000.00	13,000.00	RECORD BUDGET FIGURES	KE
TOTAL AMENDMENTS					3	TOTAL CHANGES	62,391.00		

2018	540-570-103	SALARIES - EMPLOYEE	10/04/2017	180001	.00	22,525.00	22,525.00	RECORD BUDGET FIGURES	KE
2018	540-570-107	SALARIES - EXTRA H	10/04/2017	180001	.00	3,623.00	3,623.00	RECORD BUDGET FIGURES	KE
2018	540-570-201	SOCIAL SECURITY TA	10/04/2017	180001	.00	2,000.00	2,000.00	RECORD BUDGET FIGURES	KE
2018	540-570-202	GROUP INSURANCE	10/04/2017	180001	.00	7,000.00	7,000.00	RECORD BUDGET FIGURES	KE
2018	540-570-203	RETIREMENT CONTRIB	10/04/2017	180001	.00	2,029.00	2,029.00	RECORD BUDGET FIGURES	KE
2018	540-570-206	UNEMPLOYMENT INSUR	10/04/2017	180001	.00	282.00	282.00	RECORD BUDGET FIGURES	KE
2018	540-570-310	SUPPLIES	10/04/2017	180001	.00	6,102.00	6,102.00	RECORD BUDGET FIGURES	KE
2018	540-570-408	CONTRACT SERVICES	10/04/2017	180001	.00	18,830.00	18,830.00	RECORD BUDGET FIGURES	KE
TOTAL AMENDMENTS					8	TOTAL CHANGES	62,391.00		

2018	541-333-101	STATE AID - SUPERV	10/04/2017	180006	.00	149,381.00	149,381.00	RECORD BUDGET FIGURES	KE
2018	541-333-107	SAFPF PAYMENTS	10/04/2017	180006	.00	2,500.00	2,500.00	RECORD BUDGET FIGURES	KE
TOTAL AMENDMENTS					2	TOTAL CHANGES	151,881.00		

2018	541-344-100	PROBATION FEES	10/04/2017	180006	.00	395,208.00	395,208.00	RECORD BUDGET FIGURES	KE
2018	541-344-104	DRUG TESTING	10/04/2017	180006	.00	21,000.00	21,000.00	RECORD BUDGET FIGURES	KE
2018	541-344-105	GLOBAL POSITIONING	10/04/2017	180006	.00	2,880.00	2,880.00	RECORD BUDGET FIGURES	KE
2018	541-344-110	POLYGRAPH FEE	10/04/2017	180006	.00	700.00	700.00	RECORD BUDGET FIGURES	KE
TOTAL AMENDMENTS					4	TOTAL CHANGES	419,788.00		

2018	541-360-100	DEPOSITORY INTERES	10/04/2017	180006	.00	150.00	150.00	RECORD BUDGET FIGURES	KE
TOTAL AMENDMENTS					1	TOTAL CHANGES	150.00		

CLK

ACCOUNT NUMBER	ACCOUNT NAME	DATE	AMDMT NUMBER	OLD BUDGET AMOUNT	BUDGET AMOUNT	AMOUNT OF CHANGE	DESCRIPTION	CLK
2018 541-570-102	SALARY-CHIEF PROBA	10/04/2017	180006	.00	82,800.00	82,800.00	RECORD BUDGET FIGURES	KE
2018 541-570-103	SALARIES - EMPLOYE	10/04/2017	180006	.00	296,538.00	296,538.00	RECORD BUDGET FIGURES	KE
2018 541-570-201	SOCIAL SECURITY TA	10/04/2017	180006	.00	29,019.00	29,019.00	RECORD BUDGET FIGURES	KE
2018 541-570-203	RETIREMENT CONTRIB	10/04/2017	180006	.00	29,437.00	29,437.00	RECORD BUDGET FIGURES	KE
2018 541-570-206	UNEMPLOYMENT CONTRIB	10/04/2017	180006	.00	4,097.00	4,097.00	RECORD BUDGET FIGURES	KE
2018 541-570-310	SUPPLIES/OPERATION	10/04/2017	180006	.00	18,250.00	18,250.00	RECORD BUDGET FIGURES	KE
2018 541-570-408	CONTRACT SERVICES	10/04/2017	180006	.00	13,855.00	13,855.00	RECORD BUDGET FIGURES	KE
2018 541-570-419	PROFESSIONAL FEES	10/04/2017	180006	.00	25,121.00	25,121.00	RECORD BUDGET FIGURES	KE
2018 541-570-420	TELEPHONE - UTILIT	10/04/2017	180006	.00	3,875.00	3,875.00	RECORD BUDGET FIGURES	KE
2018 541-570-428	TRAVEL	10/04/2017	180006	.00	8,250.00	8,250.00	RECORD BUDGET FIGURES	KE
2018 541-570-429	FURNISHED TRAVEL	10/04/2017	180006	.00	5,500.00	5,500.00	RECORD BUDGET FIGURES	KE
2018 541-570-572	EQUIPMENT	10/04/2017	180006	.00	8,100.00	8,100.00	RECORD BUDGET FIGURES	KE
	EXPENDITURES - SUPERVISION			12 TOTAL CHANGES	524,842.00			
2018 541-700-543	TRANSFER TO HIGH R	10/04/2017	180006	.00	12,516.00	12,516.00	RECORD BUDGET FIGURES	KE
2018 541-700-559	TRANSFER TO MENTAL	10/04/2017	180006	.00	34,461.00	34,461.00	RECORD BUDGET FIGURES	KE
	EXPENDITURES - SUPERVISION			2 TOTAL CHANGES	46,977.00			
2018 542-344-101	CIVIL REVENUE	10/04/2017	180002	.00	21,143.00	21,143.00	RECORD BUDGET FIGURES	KE
	EXPENDITURES - SUPERVISION			1 TOTAL CHANGES	21,143.00			
2018 542-570-103	SALARIES	10/04/2017	180002	.00	6,717.00	6,717.00	RECORD BUDGET FIGURES	KE
2018 542-570-107	EXTRA HELP	10/04/2017	180002	.00	3,623.00	3,623.00	RECORD BUDGET FIGURES	KE
2018 542-570-201	SOCIAL SECURITY TA	10/04/2017	180002	.00	2,791.00	2,791.00	RECORD BUDGET FIGURES	KE
2018 542-570-202	GROUP INSURANCE	10/04/2017	180002	.00	2,581.00	2,581.00	RECORD BUDGET FIGURES	KE
2018 542-570-203	RETIREMENT CONTRIB	10/04/2017	180002	.00	802.00	802.00	RECORD BUDGET FIGURES	KE
2018 542-570-206	UNEMPLOYMENT	10/04/2017	180002	.00	112.00	112.00	RECORD BUDGET FIGURES	KE
2018 542-570-310	OFFICE SUPPLIES	10/04/2017	180002	.00	6,517.00	6,517.00	RECORD BUDGET FIGURES	KE
	EXPENDITURES - SUPERVISION			7 TOTAL CHANGES	21,143.00			
2018 543-333-103	STATE AID - SUBSTA	10/04/2017	180004	.00	29,931.00	29,931.00	RECORD BUDGET FIGURES	KE
	EXPENDITURES - SUBSTANCE ABUSE			1 TOTAL CHANGES	29,931.00			
2018 543-390-541	TRANSFER FROM SUP	10/04/2017	180004	.00	12,516.00	12,516.00	RECORD BUDGET FIGURES	KE
	EXPENDITURES - SUBSTANCE ABUSE			1 TOTAL CHANGES	12,516.00			
2018 543-573-103	SALARIES - EMPLOYE	10/04/2017	180004	.00	36,246.00	36,246.00	RECORD BUDGET FIGURES	KE
2018 543-573-201	SOCIAL SECURITY TA	10/04/2017	180004	.00	2,773.00	2,773.00	RECORD BUDGET FIGURES	KE
2018 543-573-203	RETIREMENT CONTRIB	10/04/2017	180004	.00	2,813.00	2,813.00	RECORD BUDGET FIGURES	KE
2018 543-573-206	UNEMPLOYMENT CONTRIB	10/04/2017	180004	.00	391.00	391.00	RECORD BUDGET FIGURES	KE
2018 543-573-419	PROFESSIONAL FEES	10/04/2017	180004	.00	224.00	224.00	RECORD BUDGET FIGURES	KE
	EXPENDITURES - SUBSTANCE ABUSE			5 TOTAL CHANGES	42,447.00			
2018 544-333-104	STATE AID - OFFEND	10/04/2017	180003	.00	53,330.00	53,330.00	RECORD BUDGET FIGURES	KE
	EXPENDITURES - OFFENDER			1 TOTAL CHANGES	53,330.00			
2018 544-574-103	SALARIES-EMPLOYEES	10/04/2017	180003	.00	45,437.00	45,437.00	RECORD BUDGET FIGURES	KE
2018 544-574-201	SOCIAL SECURITY TA	10/04/2017	180003	.00	3,476.00	3,476.00	RECORD BUDGET FIGURES	KE
2018 544-574-203	RETIREMENT CONTRIB	10/04/2017	180003	.00	3,526.00	3,526.00	RECORD BUDGET FIGURES	KE
2018 544-574-206	UNEMPLOYMENT CONTRIB	10/04/2017	180003	.00	491.00	491.00	RECORD BUDGET FIGURES	KE
2018 544-574-419	PROFESSIONAL FEES	10/04/2017	180003	.00	400.00	400.00	RECORD BUDGET FIGURES	KE
	EXPENDITURES - OFFENDER			5 TOTAL CHANGES	53,330.00			
2018 546-390-101	YOUTH COMMUN SERVI	04/05/2018	180050	.00	300.00	300.00	INCREASE REV. AND EXP-MINI	KE
	EXPENDITURES - OFFENDER			1 TOTAL CHANGES	300.00			

ACCOUNT NUMBER	ACCOUNT NAME	DATE	AMDMT NUMBER	OLD BUDGET AMOUNT	BUDGET AMENDED AMOUNT	AMOUNT OF CHANGE	DESCRIPTION	CLK
2018 546-582-102	SALARY EMPLOYEE	11/30/2017	180015	18,298.00	15,604.00	2,694.00-	LINE ITEM TRANSFER	KE
2018 546-582-340	YOUTH COMMUNT SERV	04/05/2018	180050	.00	300.00	300.00	INCREASE REV. AND EXP-MINI	KE
2018 546-582-427	TRAINING	11/30/2017	180015	1,500.00	4,194.00	2,694.00	LINE ITEM TRANSFER	KE
	EXPENDITURES - JUV LOCAL		TOTAL AMENDMENTS	3	TOTAL CHANGES	300.00		
2018 547-333-114	GRANT R - ALLOCATI	05/29/2018	180066	.00	11,560.00-	11,560.00-	INCREASE THE BUDGET	KE
			TOTAL AMENDMENTS	1	TOTAL CHANGES	11,560.00-		
2018 547-581-412	NON RESIDENTIAL -	05/29/2018	180066	.00	11,560.00	11,560.00	INCREASE THE BUDGET	KE
2018 547-581-414	MH COUNSELING - R	10/11/2017	180008	8,928.00	8,390.00	538.00-	LINE ITEM TRANSFER	KE
2018 547-581-414	MH COUNSELING - R	10/11/2017	180008	8,390.00	6,462.00	1,928.00-	LINE ITEM TRANSFER	KE
2018 547-581-432	PSYCHOLOGICAL -R A	10/11/2017	180008	.00	1,928.00	1,928.00	LINE ITEM TRANSFER	KE
	EXPENDITURES - TJCP PROBATION		TOTAL AMENDMENTS	4	TOTAL CHANGES	11,022.00		
2018 549-585-413	MH SCREENING	03/20/2018	180039	2,940.00	3,500.00	560.00	LINE ITEM TRANSFERS	KE
2018 549-585-414	MENTAL HEALTH COUN	03/20/2018	180039	9,660.00	5,320.00	4,340.00-	LINE ITEM TRANSFERS	KE
	EXPENDITURES - CCP PROBATION		TOTAL AMENDMENTS	2	TOTAL CHANGES	3,780.00-		
2018 549-588-413	MH COUNSELING	03/20/2018	180039	1,470.00	5,250.00	3,780.00	LINE ITEM TRANSFERS	KE
	EXPENDITURES DETENTION CCP		TOTAL AMENDMENTS	1	TOTAL CHANGES	3,780.00		
2018 552-333-117	ETCOG REIMBURSEMEN	02/16/2018	180031	6,000.00-	5,000.00-	1,000.00	REDUCE THE BUDGET	KE
			TOTAL AMENDMENTS	1	TOTAL CHANGES	1,000.00		
2018 552-582-410	PSYCHOLOGICALS-ETC	02/16/2018	180030	6,000.00	5,000.00	1,000.00-	REDUCE THE BUDGET	KE
			TOTAL AMENDMENTS	1	TOTAL CHANGES	1,000.00-		
2018 559-333-103	STATE AID - MENTAL	10/04/2017	180005	.00	34,473.00-	34,473.00-	RECORD BUDGET FIGURES	KE
			TOTAL AMENDMENTS	1	TOTAL CHANGES	34,473.00-		
2018 559-390-541	TRANSFER FROM SUPE	10/04/2017	180005	.00	34,461.00-	34,461.00-	RECORD BUDGET FIGURES	KE
			TOTAL AMENDMENTS	1	TOTAL CHANGES	34,461.00-		
2018 559-570-103	SALARIES - EMPLOYE	10/04/2017	180005	.00	58,953.00	58,953.00	RECORD BUDGET FIGURES	KE
2018 559-570-201	SOCIAL SECURITY	10/04/2017	180005	.00	4,510.00	4,510.00	RECORD BUDGET FIGURES	KE
2018 559-570-203	RETIREMENT CONTRIB	10/04/2017	180005	.00	4,575.00	4,575.00	RECORD BUDGET FIGURES	KE
2018 559-570-206	UNEMPLOYMENT INSUR	10/04/2017	180005	.00	637.00	637.00	RECORD BUDGET FIGURES	KE
2018 559-570-419	PROFESSIONAL FEES	10/04/2017	180005	.00	259.00	259.00	RECORD BUDGET FIGURES	KE
	EXPENDITURES - MENTAL IMPAIRME		TOTAL AMENDMENTS	5	TOTAL CHANGES	68,934.00		
2018 567-435-310	OFFICE SUPPLIES	02/21/2018	180034	1,200.00	2,400.00	1,200.00	LINE ITEM TRANSFER	SH
2018 567-435-420	TELEPHONE	02/21/2018	180034	1,200.00	.00	1,200.00-	LINE ITEM TRANSFER	SH
	EXPENDITURES-ABATEMENT OFFICER		TOTAL AMENDMENTS	2	TOTAL CHANGES	.00		
2018 595-334-200	STATE LEOSE ALLOCA	04/04/2018	180049	3,500.00-	5,106.69-	1,606.69-	PROVIDE AVAILABLE FUNDS FOR SH	SH
			TOTAL AMENDMENTS	1	TOTAL CHANGES	1,606.69-		
2018 595-560-427	TRAINING	04/04/2018	180049	5,000.00	15,000.00	10,000.00	PROVIDE AVAILABLE FUNDS FOR SH	SH
	EXPENDITURES - SHERIFF TLEOSE		TOTAL AMENDMENTS	1	TOTAL CHANGES	10,000.00		
2018 602-700-010	TRANSFER TO GENERA	04/23/2018	180057	.00	9.08	9.08	CLOSE FUNDS	SH
			TOTAL AMENDMENTS	1	TOTAL CHANGES	9.08		
2018 802-700-010	TRANSFER TO GENERA	04/23/2018	180057	.00	.55	.55	CLOSE FUNDS	SH
			TOTAL AMENDMENTS	1	TOTAL CHANGES	.55		

ACCOUNT NUMBER	ACCOUNT NAME	DATE	AMDMT NUMBER	OLD BUDGET AMOUNT	AMENDED BUDGET AMOUNT	AMOUNT OF CHANGE	DESCRIPTION	CLK
2018 803-491-495	MISCELLANEOUS EXPENDITURES - HISTORICAL COMM	04/23/2018	180055	.00	2,600.00	2,600.00	INCREASE FROM RESERVE	NO BU SH
			TOTAL AMENDMENTS	1	TOTAL CHANGES	2,600.00		
2018 804-330-114	DISASTER RELIEF-FE	12/14/2017	180022	.00	7,121.25	7,121.25	TRANSFER FUNDS FROM FEMA	FU SH
2018 804-330-114	DISASTER RELIEF-FE	12/14/2017	180023	7,121.25	9,527.76	2,406.51	TRANSFER FUNDS FROM FEMA	FU SH
2018 804-330-114	DISASTER RELIEF-FE	12/14/2017	180024	9,527.76	166,581.01	157,053.25	TRANSFER FUNDS FROM FEMA	PC SH
2018 804-330-114	DISASTER RELIEF-FE	05/14/2018	180062	166,581.01	278,742.35	112,161.34	TRANSFER FEMA FUNDS 804	TO SH
			TOTAL AMENDMENTS	4	TOTAL CHANGES	278,742.35		
2018 804-700-021	TRANSFER TO RB #1	12/14/2017	180024	.00	157,053.25	157,053.25	TRANSFER FUNDS FROM FEMA	PC SH
2018 804-700-021	TRANSFER TO RB #1	05/14/2018	180062	157,053.25	269,214.59	112,161.34	TRANSFER FEMA FUNDS 804	TO SH
2018 804-700-022	TRANSFER TO RB #2	12/14/2017	180023	.00	2,406.51	2,406.51	TRANSFER FUNDS FROM FEMA	FU SH
2018 804-700-024	TRANSFER TO RB #4	12/14/2017	180022	.00	7,121.25	7,121.25	TRANSFER FUNDS FROM FEMA	FU SH
			TOTAL AMENDMENTS	4	TOTAL CHANGES	278,742.35		
2018 806-330-114	DISASTER RELIEF -	12/14/2017	180022	.00	285,635.94	285,635.94	TRANSFER FUNDS FROM FEMA	FU SH
			TOTAL AMENDMENTS	1	TOTAL CHANGES	285,635.94		
2018 806-700-024	TRANSFER TO R & B	12/14/2017	180022	.00	285,635.94	285,635.94	TRANSFER FUNDS FROM FEMA	FU SH
	TOTAL TRANSFERS		TOTAL AMENDMENTS	1	TOTAL CHANGES	285,635.94		



P.O. Box 3188 • Longview, Texas 75606 • 903-237-5500

MEMBER FDIC

EQUAL HOUSING LENDER



Return Service Requested

Date 5/31/18
PRIMARY ACCOUNT
ENCLOSURES

Page 1
1910512
368



TXBT TREASURER OF VAN ZANDT COUNTY
FINANCIAL CLEARING
121 E DALLAS RM 101
CANTON TX 75103-1496

C H E C K I N G A C C O U N T

PUBLIC FUNDS CHECKING		NUMBER OF ENCLOSURES	368
ACCOUNT NUMBER	1910512	Statement Dates	5/01/18 thru 5/31/18
PREVIOUS BALANCE	2,058,958.21	DAYS IN STATEMENT PERIOD	31
24 DEPOSITS	2,300,806.76	AVERAGE LEDGER	1,721,992.22
384 CHECKS/DEBITS	1,954,554.58	AVERAGE COLLECTED	1,707,681.86
SERVICE CHARGE	.00		
INTEREST PAID	.00		
CURRENT BALANCE	2,405,210.39		

D E P O S I T S A N D O T H E R C R E D I T S

Date	Description	Amount
5/01	INV-PAYMTS CPA STATE FISCAL CTX	2,005.00
5/01	Trsf from Payroll Clearing A. Gardner void Confirmation number 501180506	298.72
5/02	INV-PAYMTS COMP JUDICIARY CTX	1,200.00
5/03	DEPOSIT	16,601.17
5/03	DEPOSIT	81,565.88
5/04	INV-PAYMTS DEPT PUBL SAFETY CTX	112,161.34
5/07	PAY VZ CO APPRAISAL PPD	33,978.14
5/07	PAY VZ CO APPRAISAL PPD	221,181.09
5/08	INV-PAYMTS TX AGRICULTURE CTX	1,396.16
5/08	DEPOSIT	44,951.40
5/09	Trsf from Debt services reverse incorrect tfr 5/8/18 Confirmation number 509180040	33,978.14
5/11	DEPOSIT	29,045.66
5/11	DEPOSIT	80,682.45
5/17	DEPOSIT	315.00
5/17	DEPOSIT	262,202.00
5/18	INV-PAYMTS COMP JUDICIARY CTX	3,842.00

NOTICE: SEE REVERSE SIDE FOR IMPORTANT INFORMATION

012275



TXBT-021-012206-001-020-180601 012275 X02
75103149626



Date 5/31/18
 PRIMARY ACCOUNT
 ENCLOSURES

Page 2
 1910512
 368

TREASURER OF VAN ZANDT COUNTY
 FINANCIAL CLEARING
 121 E DALLAS RM 101
 CANTON TX 75103

PUBLIC FUNDS CHECKING 1910512 (Continued)

DEPOSITS AND OTHER CREDITS		
Date	Description	Amount
5/18	INV-PAYMTS GOVERNOR FISCAL CTX	9,692.28
5/21	INV-PAYMTS COMP JUDICIARY CTX	326.54
5/22	INV-PAYMTS OFC COURT ADMIN CTX	12,427.50
5/23	INV-PAYMTS JUVENILE JUSTICE CTX	43,842.00
5/23	DEPOSIT	52,567.61
5/30	WIRE TRANSFER CREDIT VAN ZANDT COUNTY FINANCIAL CLEARING FUND ATTN TERI PRUITT 121 E DALLAS ST STE 101 FEDERATED SERVICES COMPANY FEDERATED INVESTORS TOWER PITTSBURGH PA 152223 20180530A1Q002BC007210 20180530MMQFMPJR000082 05301717FT03	1,000,000.00
5/31	DEPOSIT	2,153.24
5/31	DEPOSIT	254,393.44

WITHDRAWALS AND OTHER DEBITS		
Date	Description	Amount
5/01	Transf to Jury Clearing Jury checks Confirmation number 501180505	400.00-
5/03	Transf to Payroll Clearing Payroll 5/4/2018 Confirmation number 502180426	208,222.67-
5/03	SHRHD TRAN SECURITY BENEFIT PPD	150.00-
5/03	PAYMENT VISA \WEB	1,221.30-
5/03	PAYMENT BANKCARD \TEL	2,128.15-

TXBT-021-012206-001-020-180601 012275 X02

TREASURER OF VAN ZANDT COUNTY
FINANCIAL CLEARING
121 E DALLAS RM 101
CANTON TX 75103

PUBLIC FUNDS CHECKING

1910512 (Continued)

WITHDRAWALS AND OTHER DEBITS		
Date	Description	Amount
5/03	INSURANCE AFLAC CCD 0XH48138927	6,622.43-
5/03	USATAXPYMT IRS CCD 220852334306217	59,980.32-
5/04	CHILDSUPP Texas SDU CCD 181230000691580	968.62-
5/04	PAYMENTS NATIONWIDE PPD	2,875.00-
5/07	INVESTMENT BFDS CCD 612134000180503	150.00-
5/08	Transf to Debt Services April 2018 Confirmation number 508180133	33,978.14-
5/08	Transf to Jury Clearing Jury checks Confirmation number 508180350	2,722.00-
5/09	Transf to Debt Services April 2018 Confirmation number 509180048	13,939.30-
5/15	RECEIVABLE TEXAS COUNTY DRS CCD 0333	83,553.52-
5/16	Transf to Payroll Clearing Payroll 5/18/2018 Confirmation number 516180191	216,226.82-
5/17	REF: VAN ZANDT COUNTY CSCD 023 WIRE TRANSFER DEBIT TDCJ	3,302.20-
5/17	PAYMENTS NATIONWIDE PPD	2,875.00-
5/17	USATAXPYMT IRS CCD 220853733005863	62,734.67-
5/18	CHILDSUPP Texas SDU CCD 181370000704854	968.62-
5/21	INVESTMENT BFDS CCD 612134000180516	150.00-
5/25	Transf to Jury Clearing Jury checks Confirmation number 525180100	768.00-
5/30	Transf to Payroll Clearing Payroll 6/1/2018	216,654.07-



Date 5/31/18
 PRIMARY ACCOUNT
 ENCLOSURES

Page 4
 1910512
 368

TREASURER OF VAN ZANDT COUNTY
 FINANCIAL CLEARING
 121 E DALLAS RM 101
 CANTON TX 75103

PUBLIC FUNDS CHECKING 1910512 (Continued)

WITHDRAWALS AND OTHER DEBITS

Date	Description	Amount
	Confirmation number 530180332	
5/31	PAYMENT VISA \WEB	1,940.04-
5/31	PAYMENT BANKCARD \TEL	2,349.81-
5/31	PAYMENTS NATIONWIDE PPD	2,900.00-
5/31	USATAXPYMT IRS CCD 220855132776331	64,387.39-

CHECKS IN NUMERICAL ORDER

Date	Check No	Amount	Date	Check No	Amount
5/15	60924	23.00	5/01	61613*	75.00
5/03	61016*	1,206.06	5/02	61617*	650.00
5/15	61264*	15.60	5/02	61622*	1,386.85
5/21	61291*	94.90	5/07	61627*	4,837.53
5/23	61316*	296.70	5/01	61629*	143.62
5/14	61341*	28.00	5/02	61639*	125.00
5/01	61346*	750.00	5/01	61654*	168.75
5/03	61377*	1,206.06	5/01	61655	212.28
5/02	61430*	600.53	5/01	61658*	498.92
5/18	61444*	150.00	5/11	61659	142.03
5/03	61492*	120.00	5/11	61660	1,219.99
5/01	61496*	80.86	5/02	61661	6,000.00
5/01	61520*	575.00	5/23	61663*	1,055.00
5/02	61527*	28.00	5/04	61664	51.30
5/01	61530*	123.75	5/04	61665	797.24
5/01	61532*	500.00	5/04	61666	2,012.56
5/11	61540*	173.47	5/04	61667	268.81
5/01	61547*	979.10	5/08	61668	112.33
5/04	61548	90.00	5/04	61669	2,454.21
5/03	61551*	675.98	5/10	61670	186.78
5/23	61556*	300.00	5/08	61671	106.60
5/04	61564*	26.00	5/03	61672	123,577.14
5/01	61565	598.81	5/09	61673	68.00
5/08	61576*	495.00	5/10	61674	4,317.11
5/02	61584*	75.00	5/09	61675	605.70

* Indicates break in check number sequence

TXBT-021-012206-001-020-180601 012275 X02

Date 5/31/18
 PRIMARY ACCOUNT
 ENCLOSURES

Page 5
 1910512
 368

TREASURER OF VAN ZANDT COUNTY
 FINANCIAL CLEARING
 121 E DALLAS RM 101
 CANTON TX 75103

PUBLIC FUNDS CHECKING

1910512 (Continued)

CHECKS IN NUMERICAL ORDER					
Date	Check No	Amount	Date	Check No	Amount
5/10	61676	3,700.00	5/11	61715	192.00
5/08	61677	201.19	5/22	61716	350.00
5/07	61678	6,128.39	5/09	61717	38.23
5/09	61679	36.32	5/08	61718	2,550.00
5/08	61680	70.00	5/07	61719	816.34
5/09	61681	49.95	5/25	61720	192.00
5/07	61682	3,541.00	5/09	61721	48.00
5/07	61683	25.16	5/08	61722	243.95
5/10	61684	295.26	5/15	61723	210.00
5/11	61685	37.99	5/08	61724	237.97
5/08	61686	133.05	5/08	61725	131.63
5/08	61687	280.83	5/10	61726	1,595.87
5/21	61688	4.97	5/08	61727	7,304.65
5/07	61689	71.26	5/09	61728	3,602.46
5/10	61690	78.48	5/11	61729	38.62
5/10	61691	704.23	5/08	61730	135.23
5/08	61692	75.02	5/23	61731	395.00
5/15	61693	995.03	5/29	61732	277.70
5/17	61694	464.43	5/09	61733	280.71
5/17	61695	464.43	5/09	61734	76.38
5/17	61696	464.43	5/10	61735	624.00
5/17	61697	464.43	5/18	61737*	60.60
5/10	61698	225.00	5/09	61738	90.00
5/10	61699	225.00	5/10	61739	811.00
5/08	61700	2,971.95	5/09	61740	184.90
5/08	61701	219.73	5/11	61741	201.09
5/09	61702	33.65	5/08	61742	720.00
5/09	61703	34.46	5/10	61743	73.00
5/07	61704	238.87	5/09	61744	5,802.98
5/08	61705	1,840.00	5/07	61745	3,366.00
5/09	61706	322.75	5/22	61746	30.00
5/08	61707	175.00	5/25	61747	395.00
5/09	61708	147.00	5/31	61748	1,206.06
5/14	61709	295.00	5/15	61750*	45.00
5/10	61710	70.52	5/11	61751	530.00
5/09	61711	690.58	5/14	61752	350.00
5/08	61712	14.00	5/08	61753	591.00
5/23	61713	143.17	5/11	61754	3,900.00
5/11	61714	350.00	5/14	61755	1,606.41

* Indicates break in check number sequence

TREASURER OF VAN ZANDT COUNTY
 FINANCIAL CLEARING
 121 E DALLAS RM 101
 CANTON TX 75103

PUBLIC FUNDS CHECKING

1910512 (Continued)

CHECKS IN NUMERICAL ORDER					
Date	check No	Amount	Date	Check No	Amount
5/07	61757*	200.00	5/04	61799	536.83
5/07	61758	130.00	5/10	61800	656.06
5/07	61759	833.55	5/04	61801	100.00
5/08	61761*	750.00	5/15	61802	895.00
5/09	61762	320.91	5/08	61803	63.35
5/08	61763	2,200.87	5/16	61805*	189.91
5/02	61765*	16.50	5/14	61806	124.76
5/07	61766	7,507.55	5/04	61807	520.83
5/08	61767	1,700.00	5/08	61808	3,810.09
5/10	61768	6,938.00	5/07	61809	195.32
5/09	61769	105.90	5/04	61810	62.72
5/10	61770	1,045.00	5/18	61811	970.00
5/14	61771	450.00	5/23	61812	1,500.00
5/02	61772	345.00	5/18	61813	4,922.00
5/08	61773	1,437.00	5/07	61814	1,092.89
5/10	61774	40.00	5/08	61815	1,183.95
5/15	61775	2,600.00	5/11	61816	400.00
5/08	61776	2,517.03	5/08	61817	621.75
5/07	61777	416.61	5/11	61818	291.04
5/08	61778	385.66	5/10	61819	28.32
5/10	61779	758.00	5/08	61820	1,250.00
5/08	61780	1,250.00	5/16	61821	92,000.00
5/23	61781	8,006.52	5/09	61822	750.00
5/10	61782	255.00	5/08	61823	213.30
5/11	61783	50.00	5/10	61824	85.54
5/07	61784	92.89	5/08	61825	90.00
5/10	61785	220.50	5/08	61826	75.00
5/08	61786	210.00	5/09	61827	225.00
5/10	61787	750.00	5/24	61828	150.00
5/09	61788	600.53	5/07	61829	3,259.86
5/10	61789	10.00	5/08	61830	113,454.53
5/10	61790	900.00	5/08	61831	159.00
5/08	61791	26.56	5/09	61832	1,500.00
5/09	61792	2,000.00	5/02	61833	2,225.00
5/14	61793	2,200.00	5/02	61834	900.00
5/04	61795*	159.00	5/18	61835	600.00
5/04	61796	391.00	5/07	61836	47,468.13
5/09	61797	40.00	5/08	61837	106.29
5/08	61798	4,092.27	5/14	61838	792.53

* Indicates break in check number sequence

Date 5/31/18
PRIMARY ACCOUNT
ENCLOSURES

Page 7
1910512
368

TREASURER OF VAN ZANDT COUNTY
FINANCIAL CLEARING
121 E DALLAS RM 101
CANTON TX 75103

PUBLIC FUNDS CHECKING

1910512 (Continued)

CHECKS IN NUMERICAL ORDER					
Date	check No	Amount	Date	check No	Amount
5/18	61839	1,816.05	5/14	61880	8,207.00
5/07	61840	91.60	5/14	61881	180.57
5/09	61841	50.00	5/16	61882	96.00
5/08	61842	454.97	5/15	61883	411.39
5/10	61843	1,550.00	5/21	61884	11,755.47
5/10	61844	600.53	5/22	61885	99.16
5/09	61845	234.19	5/22	61886	43.30
5/08	61847*	3,048.66	5/18	61887	49.20
5/14	61848	500.00	5/29	61888	800.00
5/15	61849	2,750.00	5/23	61889	25.00
5/18	61850	230.00	5/31	61890	41.00
5/03	61851	62,747.46	5/21	61891	1,012.12
5/15	61852	124.37	5/22	61892	15.98
5/17	61853	1,435.24	5/18	61893	23.26
5/11	61854	48.00	5/23	61895*	131.80
5/14	61855	275.38	5/18	61896	160.00
5/25	61856	48.00	5/21	61898*	1,500.00
5/15	61857	382.67	5/18	61899	83.48
5/14	61858	77.79	5/22	61900	1,095.03
5/21	61859	43.82	5/24	61901	600.00
5/16	61860	147.86	5/22	61902	222.20
5/16	61861	53.64	5/21	61903	205.00
5/22	61862	1,674.94	5/21	61904	124.37
5/10	61863	240.00	5/23	61905	118.82
5/14	61864	127.50	5/21	61906	105.00
5/16	61865	428.95	5/22	61908*	749.00
5/15	61866	16.84	5/18	61909	272.44
5/10	61868*	97.00	5/24	61910	26.60
5/14	61869	138.99	5/23	61911	24.00
5/14	61870	1,386.37	5/16	61912	22.08
5/18	61871	63.00	5/22	61913	912.00
5/15	61872	496.56	5/21	61914	71.50
5/21	61873	1,500.00	5/22	61915	49.50
5/18	61874	750.00	5/21	61916	3,204.26
5/16	61875	475.50	5/21	61917	21.78
5/15	61876	251.25	5/21	61918	1,154.52
5/24	61877	2,628.30	5/22	61919	1,000.00
5/16	61878	34,805.28	5/23	61920	212.28
5/16	61879	198.41	5/29	61922*	550.00

* Indicates break in check number sequence



Date 5/31/18
 PRIMARY ACCOUNT
 ENCLOSURES

Page 8
 1910512
 368

TREASURER OF VAN ZANDT COUNTY
 FINANCIAL CLEARING
 121 E DALLAS RM 101
 CANTON TX 75103

PUBLIC FUNDS CHECKING

1910512 (Continued)

CHECKS IN NUMERICAL ORDER					
Date	Check No	Amount	Date	Check No	Amount
5/23	61923	923.24	5/21	61960	1,601.63
5/18	61924	1,818.45	5/31	61961	299.90
5/18	61925	4,850.00	5/22	61962	1,034.29
5/29	61926	90.00	5/17	61963	370.72
5/18	61927	780.57	5/18	61964	157.26
5/24	61928	73.00	5/21	61965	180.00
5/22	61929	112.56	5/29	61966	193.80
5/21	61930	4,856.73	5/15	61967	23.98
5/14	61931	45.00	5/22	61969*	1,708.48
5/22	61932	143.00	5/18	61970	41.33
5/18	61933	650.00	5/21	61973*	1,800.00
5/18	61934	1,646.00	5/18	61975*	463.98
5/22	61935	3,900.00	5/18	61976	20,417.30
5/18	61936	52.00	5/21	61977	725.79
5/31	61937	481.50	5/21	61978	6,797.14
5/21	61938	360.00	5/15	61979	231.20
5/17	61939	801.35	5/21	61980	1,163.40
5/29	61940	1,682.32	5/21	61981	3,200.00
5/21	61941	1,047.01	5/18	61983*	5,100.12
5/21	61942	128.07	5/21	61984	3,300.00
5/23	61943	26.00	5/22	61985	189.69
5/18	61944	201.05	5/22	61986	38.95
5/16	61945	268.80	5/24	61987	1,149.00
5/24	61946	15.00	5/21	61988	268.00
5/25	61947	1,000.00	5/21	61989	50.00
5/21	61948	467.00	5/29	61990	150.00
5/25	61949	750.00	5/29	61991	520.99
5/23	61950	4,582.76	5/23	61992	893.00
5/21	61951	72.89	5/22	61993	445.00
5/25	61952	816.00	5/24	61994	6,000.00
5/22	61953	753.10	5/24	61995	186.78
5/25	61954	1,373.68	5/17	61996	63,910.89
5/18	61955	13,959.00	5/23	61997	3,500.00
5/30	61956	7.00	5/30	62054*	155.25
5/21	61957	8.85	5/30	62075*	426.00
5/15	61958	90.50	5/30	62129*	2,250.00
5/18	61959	1,590.76	5/31	62162*	64,363.49

* Indicates break in check number sequence

TXBT-021-012206-001-020-180601 012275 X02

Date 5/31/18
PRIMARY ACCOUNT
ENCLOSURES

Page 9
1910512
368

TREASURER OF VAN ZANDT COUNTY
FINANCIAL CLEARING
121 E DALLAS RM 101
CANTON TX 75103

PUBLIC FUNDS CHECKING

1910512 (Continued)

DAILY BALANCE INFORMATION					
Date	Balance	Date	Balance	Date	Balance
5/01	2,056,155.84	5/11	1,879,968.87	5/23	1,526,561.39
5/02	2,045,003.96	5/14	1,863,183.57	5/24	1,515,732.71
5/03	1,675,313.44	5/15	1,770,067.66	5/25	1,510,390.03
5/04	1,776,160.66	5/16	1,425,154.41	5/29	1,506,125.22
5/07	1,950,856.94	5/17	1,550,383.62	5/30	2,286,632.90
5/08	1,802,794.95	5/18	1,501,071.43	5/31	2,405,210.39
5/09	1,804,895.19	5/21	1,454,423.75		
5/10	1,777,814.99	5/22	1,452,285.07		

END OF STATEMENT

TexPool Participant Services
 C/O Federated Investors Inc.
 1001 Texas Avenue, Suite 1400
 Houston, TX 77002



Participant Statement

VAN ZANDT COUNTY
 FINANCIAL CLEARING FUND
 ATTN TERI PRUITT
 121 E DALLAS ST STE 101
 CANTON TX 75103-1496

Statement Period **05/01/2018 - 05/31/2018**

Page 1 of 2

Customer Service 1-866-TEX-POOL
 Location ID 000078331
 Investor ID 000009623

TexPool Update

Do you want to keep up on the latest market talk? Check the Market Views section on TexPool.com for frequent updates!

TexPool Summary

Pool Name	Beginning Balance	Total Deposits	Total Withdrawals	Total Interest	Current Balance	Average Balance
Texas Local Government Investment Pool	\$10,142,400.53	\$0.00	\$1,000,000.00	\$14,684.31	\$9,157,084.84	\$10,078,358.09
Total Dollar Value	\$10,142,400.53	\$0.00	\$1,000,000.00	\$14,684.31	\$9,157,084.84	

Portfolio Value

Pool Name	Pool/Account	Market Value (05/01/2018)	Share Price (05/31/2018)	Shares Owned (05/31/2018)	Market Value (05/31/2018)
Texas Local Government Investment Pool	449/2340100001	\$10,142,400.53	\$1.00	9,157,084.840	\$9,157,084.84
Total Dollar Value		\$10,142,400.53			\$9,157,084.84

Interest Summary

Pool Name	Pool/Account	Month-to-Date Interest	Year-to-Date Interest
Texas Local Government Investment Pool	449/2340100001	\$14,684.31	\$57,681.55
Total		\$14,684.31	\$57,681.55

Transaction Detail

Texas Local Government Investment Pool

Participant: VAN ZANDT COUNTY

Pool/Account: 449/2340100001

Transaction Date	Settlement Date	Transaction Description	Transaction Dollar Amount	Share Price	Shares This Transaction	Shares Owned
05/01/2018	05/01/2018	BEGINNING BALANCE	\$10,142,400.53	\$1.00		10,142,400.530
05/30/2018	05/30/2018	WITHDRAWAL	\$1,000,000.00-	\$1.00	1,000,000.000-	9,142,400.530
05/31/2018	05/31/2018	MONTHLY POSTING	\$14,684.31	\$1.00	14,684.310	9,157,084.840



TexPool Participant Services
C/O Federated Investors Inc.
1001 Texas Avenue, Suite 1400
Houston, TX 77002

Statement Period 05/01/2018 - 05/31/2018

Page 2 of 2

Transaction Detail (continued)

Texas Local Government Investment Pool

Participant: VAN ZANDT COUNTY

Pool/Account: 449/2340100001

Transaction Date	Settlement Date	Transaction Description	Transaction Dollar Amount	Share Price	Shares This Transaction	Shares Owned
Account Value as of 05/31/2018			\$9,157,084.84	\$1.00		9,157,084.840



Summary Statement

May 2018

Van Zandt County

121 East Dallas Street, Room 101
 Canton, TX 75103
 U.S.A.

TXCLASS

Average Monthly Yield: 2.06%

	Beginning Balance	Contributions	Withdrawals	Income Earned	Income Earned YTD	Average Daily Balance	Month End Balance
TX-01-0250-0001 FINANCIAL CLEARING	758,845.47	0.00	0.00	1,328.14	5,597.51	759,546.82	760,173.61
Total	758,845.47	0.00	0.00	1,328.14	5,597.51	759,546.82	760,173.61



Account Statement

May 2018

Van Zandt County

121 East Dallas Street, Room 101
 Canton, TX 75103
 U.S.A.

TXCLASS

TX-01-0250-0001

Summary

Average Monthly Yield: 2.06%

		Beginning Balance	Contributions	Withdrawals	Income Earned	Average Daily Balance	Month End Balance
TX-01-0250-0001	FINANCIAL CLEARING	758,845.47	0.00	0.00	1,328.14	759,546.82	760,173.61

Transactions

Transaction Date	Transaction Description	Contributions & Income Earned	Withdrawals	Balance	Transaction Number
05/01/2018	Beginning Balance			758,845.47	
05/31/2018	Income Earned For The Period	1,328.14			
05/31/2018	Ending Balance			760,173.61	



Daily Rates

May 2018

TXCLASS

Date	Dividend Rate	Daily Yield
01-May-18	0.000054937	2.01%
02-May-18	0.000055265	2.02%
03-May-18	0.000055482	2.03%
04-May-18	0.000055482	2.03%
05-May-18	0.000055482	2.03%
06-May-18	0.000055482	2.03%
07-May-18	0.000055756	2.04%
08-May-18	0.000055756	2.04%
09-May-18	0.000056030	2.05%
10-May-18	0.000056030	2.05%
11-May-18	0.000056030	2.05%
12-May-18	0.000056030	2.05%
13-May-18	0.000056030	2.05%
14-May-18	0.000056318	2.06%
15-May-18	0.000056304	2.06%
16-May-18	0.000056578	2.07%
17-May-18	0.000056578	2.07%
18-May-18	0.000056852	2.08%
19-May-18	0.000056852	2.08%
20-May-18	0.000056852	2.08%
21-May-18	0.000056852	2.08%
22-May-18	0.000057126	2.09%
23-May-18	0.000056852	2.08%
24-May-18	0.000057126	2.09%
25-May-18	0.000057126	2.09%
26-May-18	0.000057126	2.09%
27-May-18	0.000057126	2.09%
28-May-18	0.000057126	2.09%
29-May-18	0.000057177	2.09%
30-May-18	0.000057126	2.09%
31-May-18	0.000057864	2.11%