

**Van Zandt County**  
**Monthly Financial & Investment Report**


**Month Ending April 30, 2018**

TO BE RECORDED IN THE May 14, 2018 MINUTES

OF THE COMMISSIONERS' COURT

BY VAN ZANDT COUNTY CLERK.

SUBMITTED THIS THE 10<sup>TH</sup> DAY OF MAY 2018




Teri Pruitt, Treasurer

The Van Zandt County Commissioners' Court, having reviewed the Treasurer's Report as presented, having taken reasonable steps to ensure its accuracy, and based upon presentations of the Treasurer's Office, does hereby approve the Report, subject to the independent auditor's review and does further order that it be filed with the official minutes of this meeting. {LGC 114.026(c)}

In addition, the below signatures affirm that the Treasurers' Report complies with statutes as referenced. {LGC 114.026(d)}S



Don Kirkpatrick, Van Zandt County Judge




Brandon Brown

Commissioner Precinct #1




Keith Pearson

Commissioner Precinct #3



Virgil Melton, Jr.

Commissioner Precinct #2



Tim West

Commissioner Precinct #4

COMBINED STATEMENT OF CASH POSITION FOR APRIL

FUND NAME	CHECKING ACCOUNT	CHECKING AMOUNT	TDOA ACCOUNT	TDOA AMOUNT	FUND TOTAL
2018 010 GENERAL FUND	FIN CLEAR AMERICAN CTJ JURY	481,103.37	TDOA MBIA	4,130,125.66 1,281.06	4,618,843.09
2018 012 RESERVE FUNDS	FIN CLEAR		TDOA MBIA		
2018 015 SHERIFF FORFEITURE FUND	FIN CLEAR AMERICAN	7,166.84	TDOA MBIA	14,650.04	21,816.88
2018 016 DA FORFEITURE FUND	FIN CLEAR		TDOA MBIA		
	ESCRROW #1	3,097.40			
	ESCRROW #2	1,816.28			
	ESCRROW #3	1,168.24			
	ESCRROW #4	301.63			
	ESCRROW #5	801.65			
	ESCRROW #6	1,870.53			
	ESCRROW #7	2,467.09			
	ESCRROW #8	6,166.84			
	ESCRROW #9	1,017.17			
	ESCRROW #10	5,074.89			
	ESCRROW #11	2,813.17			
	ESCRROW #12				
	ESCRROW #13				
	ESCRROW #14				
	ESCRROW #15				
	ESCRROW #16				
	ESCRROW #17				
	ESCRROW #18	8,252.59			
	ESCRROW #19	1,532.38			
	ESCRROW #20	3,504.39			
	ESCRROW #21				
	ESCRROW #22	2,300.69			
	ESCRROW #23				
	ESCRROW #24	12,365.03			
	ESCRROW #25	526.74			
	ESCRROW #26	2,892.26			
	ESCRROW #27	2,918.56			
	ESCRROW #28	2,706.57			
	ESCRROW #29	940.32			
	ESCRROW #30	536.03			
	ESCRROW #31	327.77			
	ESCRROW #32	2,099.71			
	ESCRROW #33	1,122.31			
	ESCRROW #34				
	ESCRROW #35	202.13			
	ESCRROW #36	3,121.05			
	ESCRROW #37				
	ESCRROW #38				
	ESCRROW #39	1,475.71			
	ESCRROW #40				
	ESCRROW #41	1,423.08			
	ESCRROW #42				
	ESCRROW #43				
	ESCRROW #44				
	ESCRROW #45				

COMBINED STATEMENT OF CASH POSITION FOR APRIL

FUND NAME	CHECKING ACCOUNT	CHECKING AMOUNT	TDOA ACCOUNT	TDOA AMOUNT	FUND TOTAL
2018 017 BUILDING SECURITY FUND	FIN CLEAR	6,005.63	TDOA MBIA	6,005.63	96,596.25
2018 018 JUSTICE COURT BLDG SECURITY FIN CLEAR	FIN CLEAR	1,448.34	TDOA	9,029.59	10,477.93
2018 019 DA FORFEITURE FUND	ESCROW #13	986.51			
	ESCROW #14	1,160.46			
	ESCROW #15	6,475.83			
	ESCROW #16	2,944.94			
	ESCROW #45	1,678.42			13,246.16
2018 021 ROAD & BRIDGE - PCT. 1	FIN CLEAR	272,791.00	TDOA	853,222.18	
	ESCROW #46				
	ESCROW #47				
	ESCROW #48				
	ESCROW #49				
	ESCROW #50				
	ESCROW #51				
	ESCROW #52				
	ESCROW #53				
	ESCROW #54				
	ESCROW #55				
	ESCROW #56				
	ESCROW #57				
	ESCROW #58				
	ESCROW #59				
	ESCROW #60				
	ESCROW #61				
	ESCROW #62				
	ESCROW #63				
	ESCROW #64				
	ESCROW #65				
	ESCROW #66				
	ESCROW #67				
	ESCROW #68				
	ESCROW #69				
	ESCROW #70				
	ESCROW #71				
	ESCROW #72				
	ESCROW #73				
	ESCROW #74				
	ESCROW #75				
	ESCROW #76				
	ESCROW #77				
	ESCROW #78				
	ESCROW #79				
	ESCROW #80				
	ESCROW #81				
	ESCROW #82				
	ESCROW #83				
	ESCROW #84				
	ESCROW #85				
	ESCROW #86				
	ESCROW #87				
	ESCROW #88				

FUND NAME	CHECKING ACCOUNT	CHECKING AMOUNT	TDOA ACCOUNT	TDOA AMOUNT	FUND TOTAL
2018 022 ROAD & BRIDGE - PCT. 2	FIN CLEAR	280,175.63	TDOA MBIA	822,774.36	1,609,765.33
2018 023 ROAD & BRIDGE - PCT. 3	FIN CLEAR	203,840.16	TDOA MBIA	853,223.51	1,057,064.32
2018 024 ROAD & BRIDGE - PCT. 4	FIN CLEAR	186,940.72	TDOA MBIA	802,036.04	989,326.47
2018 026 ROAD & BRIDGE - GEN	FIN CLEAR	2,752.06	TDOA MBIA	349.71	15,318.72
2018 031 COUNTY ROAD FUND - PCT. 1	FIN CLEAR		TDOA MBIA		
2018 032 COUNTY ROAD FUND - PCT. 2	FIN CLEAR	434.00-	TDOA MBIA		434.00-
2018 033 COUNTY ROAD FUND - PCT. 3	FIN CLEAR		TDOA MBIA		
2018 034 COUNTY ROAD FUND - PCT. 4	FIN CLEAR		TDOA MBIA		
2018 035 VICTIM COORDINATOR GRANT	FIN CLEAR	11,373.30-	TDOA MBIA		11,373.30-
2018 036 DA FORFEITURE FUND II	FIN CLEAR	825.95-	TDOA MBIA	42,589.15	41,763.20
2018 037 CONSTABLE PCT #4 SEIZURE	FIN CLEAR	760.89	TDOA MBIA	5,643.83	6,404.72
2018 040 COUNTY LAW LIBRARY FUND	FIN CLEAR	1,651.63	TDOA MBIA	48,464.85	50,116.48
2018 042 COUNTY FREE LIBRARY	FIN CLEAR	41,813.14	TDOA MBIA		41,813.14
2018 043 COMMUNITY LIBRARY CONTRIBUTION	FIN CLEAR	441.10	TDOA MBIA		441.10
2018 047 DIGITIZE RECORDS	FIN CLEAR	1,238.80	TDOA MBIA	66,369.14	67,607.94
2018 048 SUPPLEMENTAL GUARDIANSHIP	FIN CLEAR	993.28	TDOA	28,239.97	29,233.25
2018 049 COUNTY CHILD ABUSE PREVENTION	FIN CLEAR	431.21	TDOA	6,020.38	6,451.59
2018 050 COURT RELATED PROGRAMS	FIN CLEAR	817.53	TDOA MBIA	15,170.03	15,987.56
2018 052 COUNTY & DISTRICT TECH FUND	FIN CLEAR	430.73	TDOA MBIA	5,022.01	5,452.74

FUND NAME	CHECKING ACCOUNT	CHECKING AMOUNT	TDOA ACCOUNT	TDOA AMOUNT	FUND TOTAL
2018 053 CAPITALCREDITSECONOMICDEVELOP	FIN CLEAR	5,382.60-	TDOA	217,783.64	212,401.04
2018 054 DISTRICT CLERK TECHNOLOGY	FIN CLEAR	4,665.11	TDOA	18,373.61	23,038.72
2018 055 CHAPTER 19	FIN CLEAR	15.96	TDOA MBIA		15.96
2018 056 COUNTY RECORDS FUND	FIN CLEAR	7,189.28	TDOA MBIA	103,625.37	110,814.65
2018 057 COUNTY CLERK RECORDS FUND	FIN CLEAR	7,679.68	TDOA MBIA	116,372.14	124,051.82
2018 058 DISTRICT CLERK RECORDS FUND	FIN CLEAR	2,779.17	TDOA	30,555.73	33,334.90
2018 059 COUNTY CLERK ARCHIVE	FIN CLEAR	31,021.60	TDOA	414,076.70	445,098.30
2018 061 CAPITAL PROJECT ROADS PCT	NOFIN CLEAR		TDOA MBIA		
2018 064 CAPITAL PROJECT ROADS PCT	NOFIN CLEAR		TDOA MBIA		
2018 070 PERMANENT IMPROVEMENT FUND	FIN CLEAR		TDOA MBIA		
2018 075 RIGHT-OF-WAY FUND	FIN CLEAR		TDOA MBIA		
2018 084 TAX ANTICIPATION NOTES	FIN CLEAR		TDOA MBIA		
2018 085 DEBT SERVICE FUND	DEBT CL	18,269.86	TDOA MBIA	190,134.31 250,395.27	458,799.44
2018 087 VZC INDIGENT HEALTH PROGRAM	FIN CLEAR	54,680.21	TDOA MBIA	100,000.00	154,680.21
2018 088 SOIL CONSERVATION DIST	FIN CLEAR	492.01	TDOA MBIA	12,818.68	13,310.69
2018 090 APPELLATE JUSTICE SYSTEM	FUNFIN CLEAR	420.35	TDOA MBIA		420.35
2018 095 PAYROLL CLEARING ACCOUNT.	PAYCLEAR	193,715.58	MBIA		193,715.58
2018 096 GEN FIXED ASSETS ACCOUNT GRP			MBIA		
2018 097 LONG TERM DEBT GROUP			MBIA		
2018 131 VAN ZANDT COUNTY JAIL	FIN CLEAR	111,984.56	TDOA MBIA	150,000.00	261,984.56
2018 132 VAN ZANDT COUNTY SHERIFF DEPT	FIN CLEAR	52,205.06	TDOA MBIA	60,000.00	112,205.06

DATE 05/08/2018 TIME 14:29

COMBINED STATEMENT OF CASH POSITION FOR APRIL

GELL102 PAGE

FUND NAME	CHECKING ACCOUNT	CHECKING AMOUNT	TDOA ACCOUNT	TDOA AMOUNT	FUND TOTAL
2018 135 CAPITAL MURDER	FIN CLEAR		TDOA		
2018 136 HOMELAND SECURITY GRANT	FIN CLEAR	1,990.01	TDOA		1,990.01
2018 139 HOMELAND SECURITY GRANT P25	FIN CLEAR	2,293.00-	TDOA MBIA		2,293.00-
2018 141 BULLET PROOF VEST GRANT	FIN CLEAR	5,430.50-	TDOA MBIA		5,430.50-
2018 145 SOLID WASTE GRANT	FIN CLEAR	203.03	TDOA		203.03
2018 261 CAPITAL PROJECT ROADS PCT NOFIN	CLEAR		TDOA		
2018 262 CAPITAL PROJECT ROADS PCT NOFIN	CLEAR	1.34	TDOA		1.34
2018 264 CAPITAL PROJECT PCT 4	FIN CLEAR		TDOA		
2018 400 FRUITVALE 2011 TKDRG	710056WATER				
2018 401 BENWHEELERMSC	71348911131115				
2018 402 LITTLEHOPEMORREMSC	7130260813				
2018 540 PRETRIAL SUPERVISION	FIN CLEAR	21,615.02	TDOA	126,569.16	148,184.18
2018 541 COMMUNITY SUP & CORRECTIONS	FIN CLEAR	20,043.69	TDOA MBIA	365,653.75	385,697.44
2018 542 ADULT PROBATION CIVIL	FIN CLEAR	22,043.26	TDOA MBIA	326,233.18	348,276.44
2018 543 HIGH RISK SUBSTANCE ABUSE	-CFIN CLEAR	4,505.81	TDOA MBIA		4,505.81
2018 544 HIGH RISK SEX OFFENDER	-CCP FIN CLEAR	7,345.08	TDOA		7,345.08
2018 545 GRANT C COMMIT REDUCTION	PROFIN CLEAR	7,219.23	TDOA		7,219.23
2018 546 JUVENILE PROBATION FUND	FIN CLEAR	186,529.56-	TDOA MBIA		186,529.56-
2018 547 VZCJPD STATE AID GRANT	FIN CLEAR	68,356.40	TDOA MBIA		68,356.40
2018 548 VZCJPD PROGRESSIVE	SANCTIONSFIN CLEAR		TDOA MBIA		
2018 549 VZCJPD - GRANT N	FIN CLEAR	21,888.38	TDOA MBIA		21,888.38
2018 550 D A SUPPLEMENTAL FUND	FIN CLEAR	742.14	TDOA MBIA	4,609.63	5,351.77
2018 551 VOICES - JUV CJD GRANT	FIN CLEAR	1,209.46-	TDOA		1,209.46-

DATE 05/08/2018 TIME 14:29

COMBINED STATEMENT OF CASH POSITION FOR APRIL

GELL02 PAGE

FUND NAME	CHECKING ACCOUNT	CHECKING AMOUNT	TDOA ACCOUNT	TDOA AMOUNT	FUND TOTAL
2018 552 ETCOG RESIDENTIAL	FIN CLEAR	1,197.62-	TDOA MBIA		1,197.62-
2018 553 V - JUV PROB POST FUND	FIN CLEAR		TDOA MBIA		
2018 554 GRANT I SECURE FELONY REIMB	FIN CLEAR	665.00-	TDOA		665.00-
2018 555 JUVENILE PROBATION INTEREST	FIN CLEAR	38.52	TDOA MBIA	23,507.38	23,545.90
2018 556 GRANT H-DIVERSION RESIDENTIAL	FIN CLEAR				
2018 557 GRANT I	FIN CLEAR				
2018 558 GRANT S	FIN CLEAR	14,433.48			14,433.48
2018 559 MENTAL IMPAIRMENT CASELOAD	FIN CLEAR	1,947.30-	TDOA MBIA		1,947.30-
2018 560 SALARY ADJUSTMENT FOR JUV PRFTN	CLEAR	1.33-	TDOA MBIA		1.33-
2018 562 TITLE IV-E FEDERAL FOSTER CAPTN	CLEAR		TDOA MBIA		
2018 565 INDIGENT DEFENSE GRANT	FIN CLEAR	27,106.11	TDOA	308.07	27,414.18
2018 567 ABATEMENT OFFICER	FIN CLEAR	40,944.45	TDOA	75,232.25	116,176.70
2018 568 TECHNOLOGY RESOURCES	FIN CLEAR	1.50	TDOA		1.50
2018 569 HAVA ELECTION GRANT	FIN CLEAR	10,153.03			10,153.03
2018 570 GOLDEN WATER SUPPLY CORP					
2018 580 D.A. CHECK COLLECTION FUND	FIN CLEAR	5,554.75	TDOA MBIA	10,243.19	15,797.94
2018 591 CONSTABLE #1 TLEOSE FUND	FIN CLEAR	1,888.88	TDOA MBIA		1,888.88
2018 592 CONSTABLE #2 TLEOSE FUND	FIN CLEAR	1,184.54	MBIA		1,184.54
2018 593 CONSTABLE #3 TLEOSE FUND	FIN CLEAR	678.30	MBIA		678.30
2018 594 CONSTABLE #4 TLEOSE FUND	FIN CLEAR	4,266.32	TDOA MBIA		4,266.32
2018 595 SHERIFF TLEOSE FUND	FIN CLEAR	11,623.72	MBIA		11,623.72
2018 596 DA TLEOSE FUND	FIN CLEAR	941.88	MBIA		941.88
2018 597 VZC COMMISSARY PERSONNEL FUND	FIN CLEAR	2.41-	MBIA		2.41-
2018 600 JUSTICE COURT TECHNOLOGY FUND	FIN CLEAR	3,045.82	TDOA MBIA	41,142.39	44,188.21

DATE 05/08/2018 TIME 14:29

COMBINED STATEMENT OF CASH POSITION FOR APRIL

FUND NAME	CHECKING ACCOUNT	CHECKING AMOUNT	TDOA ACCOUNT	TDOA AMOUNT	FUND TOTAL
2018 602 CHILD ADVOCACY	FIN CLEAR				
2018 800 CONTRIBUTION RELIEF FUND	FIN CLEAR		TDOA	16,082.93	16,082.93
2018 802 VETERAN'S MEMORIAL WALL FUNDPIN CLEAR	FIN CLEAR		TDOA		
2018 803 HISTORICAL COMMISSION	FIN CLEAR	1,100.12	TDOA	10,024.96	11,125.08
2018 804 VAN TORNADO-ASSISTANCE	FIN CLEAR	37,959.07-			37,959.07-
2018 805 FEMA - DEC 2015 STORM	FIN CLEAR	470.66	TDOA		470.66
2018 806 FEMA APRIL 2016 STORM	FIN CLEAR				
TOTAL		2,136,230.27		10,887,339.94	13,023,570.21



CHECK ACCOUNT

CHECK

ACCOUNT BALANCE - FIN CLEAR	1,808,069.42
ACCOUNT BALANCE - CITY JURY	6,333.00
ACCOUNT BALANCE - ESCROW #1	3,097.40
ACCOUNT BALANCE - ESCROW #2	1,816.28
ACCOUNT BALANCE - ESCROW #3	1,168.24
ACCOUNT BALANCE - ESCROW #4	301.63
ACCOUNT BALANCE - ESCROW #5	801.65
ACCOUNT BALANCE - ESCROW #6	1,870.53
ACCOUNT BALANCE - ESCROW #7	2,467.09
ACCOUNT BALANCE - ESCROW #8	6,156.84
ACCOUNT BALANCE - ESCROW #9	1,017.17
ACCOUNT BALANCE - ESCROW #10	5,074.89
ACCOUNT BALANCE - ESCROW #11	2,813.17
ACCOUNT BALANCE - ESCROW #12	2,986.51
ACCOUNT BALANCE - ESCROW #13	1,160.46
ACCOUNT BALANCE - ESCROW #14	6,475.83
ACCOUNT BALANCE - ESCROW #15	2,944.94
ACCOUNT BALANCE - ESCROW #16	8,252.59
ACCOUNT BALANCE - ESCROW #17	1,532.38
ACCOUNT BALANCE - ESCROW #19	3,504.39
ACCOUNT BALANCE - ESCROW #20	2,300.69
ACCOUNT BALANCE - ESCROW #22	12,385.03
ACCOUNT BALANCE - ESCROW #24	5,265.74
ACCOUNT BALANCE - ESCROW #25	2,892.26
ACCOUNT BALANCE - ESCROW #26	2,918.56
ACCOUNT BALANCE - ESCROW #27	2,706.57
ACCOUNT BALANCE - ESCROW #28	940.32
ACCOUNT BALANCE - ESCROW #29	536.03
ACCOUNT BALANCE - ESCROW #30	327.77
ACCOUNT BALANCE - ESCROW #31	2,099.71
ACCOUNT BALANCE - ESCROW #32	1,122.31
ACCOUNT BALANCE - ESCROW #33	202.13
ACCOUNT BALANCE - ESCROW #35	3,121.05
ACCOUNT BALANCE - ESCROW #36	1,475.71
ACCOUNT BALANCE - ESCROW #39	1,423.08
ACCOUNT BALANCE - ESCROW #40	1,678.42
ACCOUNT BALANCE - ESCROW #45	368.71
ACCOUNT BALANCE - ESCROW #55	2,626.86
ACCOUNT BALANCE - ESCROW #60	1,183.99
ACCOUNT BALANCE - ESCROW #69	5,019.54
ACCOUNT BALANCE - ESCROW #70	1,158.03
ACCOUNT BALANCE - ESCROW #72	4,281.51
ACCOUNT BALANCE - ESCROW #77	2,315.52
ACCOUNT BALANCE - ESCROW #79	3,353.98
ACCOUNT BALANCE - ESCROW #82	4,027.41
ACCOUNT BALANCE - ESCROW #84	638.77
ACCOUNT BALANCE - ESCROW #86	779.72
ACCOUNT BALANCE - DEBT CL	18,269.86
ACCOUNT BALANCE - PAYCLEAR	193,715.58

TOTAL 2,136,230.27

TDOA ACCOUNT TDOA  
ACCOUNT BALANCE - TDOA 10,128,494.47

DATE 05/08/2018 TIME 14:29

COMBINED STATEMENT OF CASH POSITION FOR APRIL

TDOA ACCOUNT

TDOA

ACCOUNT BALANCE - MBIA

758,845.47

TOTAL

10,887,339.94

FUND NAME	***** MONTH TO DATE ***** REVENUES	***** MONTH TO DATE ***** EXPENSES	***** YEAR TO DATE ***** REVENUES	***** YEAR TO DATE ***** EXPENSES
2018 GENERAL FUND	746,071.43	854,054.58	10,843,935.61	6,381,144.35
2018 RESERVE FUNDS	.00	.00	.00	.00
2018 SHERIFF FORFEITURE FUND	.00	.00	11,404.07	1,451.52
2018 DA FORFEITURE FUND	.00	.00	.00	.00
2018 BUILDING SECURITY FUND	4,810.93	3,789.99	28,977.57	26,976.15
2018 JUSTICE COURT BLDG SECURITY	355.92	124.00	1,649.12	925.00
2018 DA FORFEITURE FUND	.00	.00	.00	.00
2018 ROAD & BRIDGE - PCT. 1	35,510.94	140,287.24	1,327,705.20	563,114.58
2018 ROAD & BRIDGE - PCT. 2	46,566.64	174,914.19	1,828,681.66	914,864.19
2018 ROAD & BRIDGE - PCT. 3	41,184.98	112,624.80	1,556,064.00	860,329.28
2018 ROAD & BRIDGE - PCT. 4	34,882.88	44,410.18	1,536,754.28	310,551.95
2018 ROAD & BRIDGE - GEN	.00	3,079.59	40,066.66	21,214.45
2018 COUNTY ROAD FUND - PCT. 1	.00	.00	.00	.00
2018 COUNTY ROAD FUND - PCT. 2	.00	.00	.00	.00
2018 COUNTY ROAD FUND - PCT. 3	.00	.00	.00	.00
2018 COUNTY ROAD FUND - PCT. 4	.00	.00	.00	.00
2018 VICTIM COORDINATOR GRANT	1,260.34	4,433.90	30,384.66	30,725.83
2018 DA FORFEITURE FUND II	.00	2,286.51	9,938.48	32,083.16
2018 CONSTABLE PCT #4 SEIZURE	.00	.00	32.55	.00
2018 COUNTY LAW LIBRARY FUND	2,905.00	2,078.38	15,305.17	15,186.28
2018 COUNTY FREE LIBRARY	10,552.58	9,430.15	74,079.73	70,272.93
2018 COMMUNITY LIBRARY CONTRIBUTION	.00	.00	34.00	.00
2018 DIGITIZE RECORDS	880.00	.00	4,582.62	.00
2018 SUPPLEMENTAL GUARDIANSHIP	480.00	.00	1,817.79	.00
2018 COUNTY CHILD ABUSE PREVENTION	186.25	.00	771.11	.00
2018 COURT RELATED PROGRAMS	.00	.00	72.12	.00

FUND NAME	***** MONTH TO DATE ***** REVENUES	***** MONTH TO DATE ***** EXPENSES	***** YEAR TO DATE ***** REVENUES	***** YEAR TO DATE ***** EXPENSES
2018 COUNTY & DISTRICT TECH FUND	128.76	.00	858.03	2,461.03
2018 CAPITALCREDITSECONOMICDEVELOP	.00	6,000.00	1,226.33	26,000.00
2018 DISTRICT CLERK TECHNOLOGY FUND	685.00	.00	3,851.06	.00
2018 CHAPTER 19	.00	.00	623.37	623.37
2018 COUNTY RECORDS FUND	1,638.72	175.00	9,744.28	1,225.00
2018 COUNTY CLERK RECORDS FUND	9,471.12	9,036.60	69,093.11	56,381.06
2018 DISTRICT CLERK RECORDS FUND	424.16	490.74	2,433.62	4,318.98
2018 COUNTY CLERK ARCHIVE	8,654.00	.00	53,171.08	.00
2018 CAPITAL PROJECT ROADS PCT NO 1	.00	171.63	.00	171.63
2018 CAPITAL PROJECT ROADS PCT NO 4	.00	.00	.00	.00
2018 PERMANENT IMPROVEMENT FUND	.00	.00	.00	.00
2018 RIGHT-OF-WAY FUND	.00	118.09	.00	118.09
2018 TAX ANTICIPATION NOTES	.00	24.23	.00	24.23
2018 DEBT SERVICE FUND	20,292.50	549,496.50	723,661.77	1,136,982.90
2018 VZC INDIGENT HEALTH PROGRAM	27,218.08	18,535.31	132,218.08	78,779.69
2018 SOIL CONSERVATION DIST FUND	250.00	.00	1,835.99	6,000.00
2018 APPELLATE JUSTICE SYSTEM FUND	410.00	1,055.00	2,095.00	3,280.00
2018 PAYROLL CLEARING ACCOUNT.	.00	.00	.00	.00
2018 GEN FIXED ASSETS ACCOUNT GRP	.00	.00	.00	.00
2018 LONG TERM DEBT GROUP	.00	.00	.00	.00
2018 VAN ZANDT COUNTY JAIL	194,505.35	157,538.82	1,342,075.27	1,124,300.69
2018 VAN ZANDT COUNTY SHERIFF DEPT	269,586.37	253,810.65	2,113,892.34	1,945,617.76
2018 CAPITAL MURDER	.00	.00	.00	.00
2018 HOMELAND SECURITY GRANT	.00	.00	.00	.00
2018 HOMELAND SECURITY GRANT P25 CO	.00	.00	.00	.00
2018 BULLET PROOF VEST GRANT	.00	.00	.00	.00

FUND NAME	***** MONTH TO DATE ***** REVENUES	DATE ***** EXPENSES	***** YEAR TO DATE ***** REVENUES	DATE ***** EXPENSES
2018 SOLID WASTE GRANT	.00	.00	.00	.00
2018 CAPITAL PROJECT ROADS PCT NO 1	.00	7.84	.00	7.84
2018 CAPITAL PROJECT ROADS PCT NO 2	.00	.00	.00	.00
2018 CAPITAL PROJECT PCT 4	.00	.00	.00	.00
2018 FRUITVALE 2011 TXCDBG 710056	.00	.00	.00	.00
2018 BENWHEELERMSC 71348911131115	.00	.00	.00	.00
2018 LITTLEHOPEMOOREMSC713026081315	.00	.00	19,190.00	19,190.00
2018 PRETRIAL SUPERVISION	4,302.00	4,612.54	25,757.88	30,022.54
2018 COMMUNITY SUP & CORRECTIONS	39,966.20	38,099.57	381,334.83	306,551.29
2018 ADULT PROBATION CIVIL	1,097.00	1,360.11	13,703.15	9,074.97
2018 HIGH RISK SUBSTANCE ABUSE -CCP	.00	3,311.25	23,454.42	18,995.11
2018 HIGH RISK SEX OFFENDER -CCP	.00	4,079.22	39,996.00	33,572.73
2018 GRANT C COMMTT REDUCTION PROG	4,834.00	4,516.02	43,506.00	36,288.73
2018 JUVENILE PROBATION FUND	47,755.67	35,628.36	309,909.75	308,054.17
2018 VZCJPD STATE AID GRANT	32,878.39	30,636.43	277,698.29	216,188.61
2018 VZCJPD PROGRESSIVE SANCTIONS	.00	.00	.00	.00
2018 VZCJPD - GRANT N	7,986.00	6,517.31	71,874.00	54,440.61
2018 D A SUPPLEMENTAL FUND	.00	1,955.76	7,526.59	14,029.24
2018 VOICES - JUV CJD GRANT	10,742.90	3,340.12	23,931.22	27,271.34
2018 ETCOG RESIDENTIAL	.00	.00	1,615.57	1,136.62
2018 V - JUV PROB POST FUND	.00	.00	.00	.00
2018 GRANT I SECURE FELONY REIMB	.00	.00	.00	.00
2018 JUVENILE PROBATION INTEREST	1.63	.00	165.75	.00
2018 GRANT H-DIVERSION RESIDENTIAL	.00	.00	.00	.00
2018 GRANT I	.00	.00	.00	.00
2018 GRANT S	4,273.00	4,501.02	38,456.00	25,160.00

FUND NAME	***** MONTH TO DATE ***** REVENUES	***** YEAR TO DATE ***** REVENUES	***** MONTH TO DATE ***** EXPENSES	***** YEAR TO DATE ***** EXPENSES
2018 MENTAL IMPAIRMENT CASELOAD	.00	40,619.53	5,331.64	42,566.83
2018 SALARY ADJUSTMENT FOR JUV PROB	.00	.00	.00	.00
2018 TITLE IV-E FEDERAL FOSTER CARE	.00	.00	.00	.00
2018 INDIGENT DEFENSE GRANT	12,427.50	12,430.23	3,063.22	21,330.57
2018 ABATEMENT OFFICER	14,690.00	84,982.25	10,245.13	68,269.31
2018 TECHNOLOGY RESOURCES	.00	.00	.00	.00
2018 HAVA ELECTION GRANT	.00	500.00	.00	.00
2018 GOLDEN WATER SUPPLY CORP	.00	.00	.00	.00
2018 D.A. CHECK COLLECTION FUND	202.01	913.55	356.59	2,464.64
2018 CONSTABLE #1 TLEOSE FUND	.00	677.42	.00	.00
2018 CONSTABLE #2 TLEOSE FUND	.00	677.60	.00	.00
2018 CONSTABLE #3 TLEOSE FUND	.00	678.30	.00	.00
2018 CONSTABLE #4 TLEOSE FUND	.00	678.48	25.00	45.00
2018 SHERIFF TLEOSE FUND	.00	5,106.69	4,021.44	5,767.94
2018 DA TLEOSE FUND	.00	.00	.00	.00
2018 VZC COMMISSARY PERSONNEL FUND	.00	.00	.00	.00
2018 JUSTICE COURT TECHNOLOGY FUND	1,451.57	6,719.51	.00	.00
2018 CHILD ADVOCACY	.00	.00	9.08	9.08
2018 CONTRIBUTION RELIEF FUND	.00	.00	.00	.00
2018 VETERAN'S MEMORIAL WALL FUND	.00	.00	.55	.55
2018 HISTORICAL COMMISSION	25.00	1,879.80	299.47	299.47
2018 VAN TORNADO-ASSISTANCE	6,029.20	172,610.21	.00	166,581.01
2018 FEMA - DEC 2015 STORM	.00	.00	.00	.00
2018 FEMA APRIL 2016 STORM	.00	285,635.94	.00	285,635.94
TOTAL	1,647,574.02	23,661,264.69	2,509,883.75	15,308,078.24

ACCOUNT NAME	BEGINNING CASH BALANCE	CASH RECEIPTS	CASH DISBURSEMENTS	ENDING CASH BALANCE
2018 010 GENERAL FUND				
CASH	715,485.52	1,056,883.71	1,291,265.86	481,103.37
COINS	1.00	.00	.00	.00
RETURNED CHECK FEES	.00	.00	.00	.00
AMERICAN NATIONAL CASH	.00	.00	.00	.00
VZC JURY CASH CLEARING	3,309.00	4,100.00	1,076.00	6,333.00
VZC CHECKING DEBT SERVICE	.00	.00	.00	.00
PETTY CASH COLLECTION-PCT. 1	100.00	.00	.00	100.00
PETTY CASH-CTY CLERK	500.00	.00	.00	500.00
PETTY CASH-DIST CLERK	400.00	.00	.00	400.00
COUNTY COURT JURY CASH	.00	.00	.00	.00
DISTRICT COURT JURY CASH	.00	.00	.00	.00
PETTY CASH-JP #1	200.00	.00	.00	200.00
PETTY CASH-JP #2	200.00	.00	.00	200.00
PETTY CASH-JP #4	200.00	.00	.00	200.00
PETTY CASH-SHERIFF	200.00	.00	.00	200.00
PETTY CASH-TAX COLLECTOR	3,000.00	.00	.00	3,000.00
PETTY CASH-TAX (BOAT)	.00	.00	.00	.00
PETTY CASH-TAX (BOAT CK ACCT)	2.70	.00	.00	2.70
PETTY CASH-TAX (BOAT)	4,130,125.66	.00	.00	4,130,125.66
TIME DEPOSIT ON ACCOUNT	1,279.02	2.04	.00	1,281.06
MBIA MUNICIPAL INVESTORS SERV	4,854,802.90	1,060,985.75	1,292,341.85	4,623,446.79
FUND TOTALS				
2018 012 RESERVE FUNDS				
CASH	.00	.00	.00	.00
TIME DEPOSIT ON ACCOUNT	.00	.00	.00	.00
MBIA MUNICIPAL INVESTORS SERV	.00	.00	.00	.00
FUND TOTALS	.00	.00	.00	.00
2018 015 SHERIFF FORFEITURE FUND				
CASH	7,166.84	.00	.00	7,166.84
AMERICAN NATIONAL CASH	.00	.00	.00	.00
CASH-OTHER	.00	.00	.00	.00
TIME DEPOSIT ON ACCOUNT	14,650.04	.00	.00	14,650.04
MBIA MUNICIPAL INVESTORS SERV	.00	.00	.00	.00
FUND TOTALS	21,816.88	.00	.00	21,816.88
2018 016 DA FORFEITURE FUND				
CASH	3,097.40	.00	.00	3,097.40
D. A. ESCROW/BART ROGERS	1,816.28	.00	.00	1,816.28
D. A. ESCROW/HURST-LANE	1,168.24	.00	.00	1,168.24
D. A. ESCROW/CALE	301.63	.00	.00	301.63
D. A. ESCROW/HALL	801.65	.00	.00	801.65
D. A. ESCROW/RANDALL MOORE	1,870.53	.00	.00	1,870.53
D. A. ESCROW/DENNIS KINCAID	2,467.09	.00	.00	2,467.09
D. A. ESCROW/DALTON KING	6,166.84	.00	.00	6,166.84
D. A. ESCROW/TONY KHAMPA	1,017.17	.00	.00	1,017.17
D. A. ESCROW/STANLEY CRAVEN	5,074.89	.00	.00	5,074.89
D. A. ESCROW/JUAN RICARDO	2,813.17	.00	.00	2,813.17
D. A. ESCROW/CULPEPPER	.00	.00	.00	.00
D. A. ESCROW/	.00	.00	.00	.00
D. A. ESCROW/	.00	.00	.00	.00
D. A. ESCROW/	.00	.00	.00	.00
D. A. ESCROW/	.00	.00	.00	.00
D. A. ESCROW/RODERICK LANDON	8,252.59	.00	.00	8,252.59

ACCOUNT NAME	BEGINNING CASH BALANCE	CASH RECEIPTS	CASH DISBURSEMENTS	ENDING CASH BALANCE
D. A. ESCROW/ROY A. PETERSON	1,532.38	.00	.00	1,532.38
D. A. ESCROW/COREY L. PARISH	3,504.39	.00	.00	3,504.39
D. A. ESCROW/JERRY WHITE, JR.	2,300.69	.00	.00	2,300.69
D. A. ESCROW/STROMILE/VEAL/WHI	12,365.03	.00	.00	12,365.03
D. A. ESCROW/JAMES F CLINTON	526.74	.00	.00	526.74
D. A. ESCROW/MARIELA PEREZ	2,892.26	.00	.00	2,892.26
D. A. ESCROW/HEREDIA/GARCIA	2,918.56	.00	.00	2,918.56
D. A. ESCROW/DEWAYNE FRANKLIN	2,706.57	.00	.00	2,706.57
D. A. ESCROW/BRITTANY L BAILEY	940.32	.00	.00	940.32
D. A. ESCROW/A. RITOS	536.03	.00	.00	536.03
D. A. ESCROW/G. CAMARILLO	327.77	.00	.00	327.77
D. A. ESCROW/BRITTANY L BAILEY	2,099.71	.00	.00	2,099.71
D. A. ESCROW/KELLI LOCKE	1,122.31	.00	.00	1,122.31
D. A. ESCROW/DESARAE DAVIS	202.13	.00	.00	202.13
D. A. ESCROW/ROLAND & PLATT	3,121.05	.00	.00	3,121.05
D. A. ESCROW/RODNEY ROSS	1,475.71	.00	.00	1,475.71
D. A. ESCROW/POTTROFF	1,423.08	.00	.00	1,423.08
D. A. ESCROW/DOUG MILLER	368.71	.00	.00	368.71
D. A. ESCROW/BRIAN BOWERS	2,626.86	.00	.00	2,626.86
D. A. ESCROW/SANDRA HOLDER	183.99	.00	.00	183.99
D. A. ESCROW/JOHN H TUCKER	5,019.54	.00	.00	5,019.54
D. A. ESCROW/BOWERS	1,158.03	.00	.00	1,158.03
D. A. ESCROW/BILLINGTON	4,281.51	.00	.00	4,281.51
D. A. ESCROW/	.00	.00	.00	.00







ACCOUNT NAME	BEGINNING CASH BALANCE	CASH RECEIPTS	CASH DISBURSEMENTS	ENDING CASH BALANCE
D. A. ESCROW/	.00	.00	.00	.00
D. A. ESCROW/	.00	.00	.00	.00
D. A. ESCROW/	.00	.00	.00	.00
D. A. ESCROW/	.00	.00	.00	.00
TIME DEPOSIT ON ACCOUNT	.00	.00	.00	.00
MBIA MUNICIPAL INVESTORS SERV	.00	.00	.00	.00
MBIA MUNICIPAL INVESTORS SERV	.00	.00	.00	.00
FUND TOTALS	13,246.16	.00	.00	13,246.16
2018 021 ROAD & BRIDGE - PCT. 1				
CASH	307,287.02	35,672.09	70,168.11	272,791.00
TIME DEPOSIT ON ACCOUNT	853,222.18	.00	.00	853,222.18
MBIA MUNICIPAL INVESTORS SERV	3,443.43	.01	.00	3,444.44
FUND TOTALS	1,160,512.63	35,672.10	70,168.11	1,126,016.62
2018 022 ROAD & BRIDGE - PCT. 2				
CASH	289,509.11	45,967.08	55,300.56	280,175.63
TIME DEPOSIT ON ACCOUNT	822,774.36	.00	.00	822,774.36
MBIA MUNICIPAL INVESTORS SERV	506,005.90	809.44	.00	506,815.34
FUND TOTALS	1,618,289.37	46,776.52	55,300.56	1,609,765.33
2018 023 ROAD & BRIDGE - PCT. 3				
CASH	453,458.19	41,276.10	290,894.13	203,840.16
TIME DEPOSIT ON ACCOUNT	853,223.51	.00	.00	853,223.51
MBIA MUNICIPAL INVESTORS SERV	1,306,682.35	41,276.10	290,894.13	1,057,064.32
FUND TOTALS	2,613,364.05	82,552.20	581,788.26	2,114,127.99
2018 024 ROAD & BRIDGE - PCT. 4				
CASH	207,829.53	34,882.32	55,771.13	186,940.72
TIME DEPOSIT ON ACCOUNT	802,036.04	.00	.00	802,036.04
MBIA MUNICIPAL INVESTORS SERV	349.15	.56	.00	349.71
FUND TOTALS	1,010,214.72	34,882.88	55,771.13	989,326.47
2018 026 ROAD & BRIDGE - GEN				
CASH	1,259.41	5,000.00	3,507.35	2,752.06
TIME DEPOSIT ON ACCOUNT	17,566.66	.00	.00	17,566.66
MBIA MUNICIPAL INVESTORS SERV	.00	.00	.00	.00
FUND TOTALS	18,826.07	5,000.00	3,507.35	15,318.72
2018 031 COUNTY ROAD FUND - PCT. 1				
CASH	.00	.00	.00	.00
TIME DEPOSIT ON ACCOUNT	.00	.00	.00	.00
MBIA MUNICIPAL INVESTORS SERV	.00	.00	.00	.00
FUND TOTALS	.00	.00	.00	.00
2018 032 COUNTY ROAD FUND - PCT. 2				
CASH	434.00	.00	.00	434.00
TIME DEPOSIT ON ACCOUNT	.00	.00	.00	.00
MBIA MUNICIPAL INVESTORS SERV	.00	.00	.00	.00
FUND TOTALS	434.00	.00	.00	434.00
2018 033 COUNTY ROAD FUND - PCT. 3				
CASH	.00	.00	.00	.00
TIME DEPOSIT ON ACCOUNT	.00	.00	.00	.00
MBIA MUNICIPAL INVESTORS SERV	.00	.00	.00	.00
FUND TOTALS	.00	.00	.00	.00
2018 034 COUNTY ROAD FUND - PCT. 4				
CASH	.00	.00	.00	.00

ACCOUNT NAME	BEGINNING CASH BALANCE	CASH RECEIPTS	CASH DISBURSEMENTS	ENDING CASH BALANCE
2018 035 VICTIM COORDINATOR GRANT	7,603.64-	1,260.34	5,030.00-	11,373.30-
CASH	.00	.00	.00	.00
TIME DEPOSIT ON ACCOUNT	.00	.00	.00	.00
MBIA MUNICIPAL INVESTORS SERV	.00	.00	.00	.00
FUND TOTALS	7,603.64-	1,260.34	5,030.00-	11,373.30-
2018 036 DA FORFEITURE FUND II	237.38	1,500.00	2,563.33-	825.95-
CASH	44,089.15	.00	1,500.00-	42,589.15
TIME DEPOSIT ON ACCOUNT	.00	.00	.00	.00
MBIA MUNICIPAL INVESTORS SERV	.00	.00	.00	.00
FUND TOTALS	44,326.53	1,500.00	4,063.33-	41,763.20
2018 037 CONSTABLE PCT #4 SEIZURE	760.89	.00	.00	760.89
CASH	5,643.83	.00	.00	5,643.83
TIME DEPOSIT ON ACCOUNT	.00	.00	.00	.00
MBIA MUNICIPAL INVESTORS SERV	.00	.00	.00	.00
FUND TOTALS	6,404.72	.00	.00	6,404.72
2018 040 COUNTY LAW LIBRARY FUND	825.01	2,905.00	2,078.38-	1,651.63
CASH	48,464.85	.00	.00	48,464.85
TIME DEPOSIT ON ACCOUNT	.00	.00	.00	.00
MBIA MUNICIPAL INVESTORS SERV	.00	.00	.00	.00
FUND TOTALS	49,289.86	2,905.00	2,078.38-	50,116.48
2018 042 COUNTY FREE LIBRARY	41,538.50	10,552.58	10,277.94-	41,813.14
CASH	.00	.00	.00	.00
TIME DEPOSIT ON ACCOUNT	.00	.00	.00	.00
MBIA MUNICIPAL INVESTORS SERV	.00	.00	.00	.00
FUND TOTALS	41,538.50	10,552.58	10,277.94-	41,813.14
2018 043 COMMUNITY LIBRARY CONTRIBUTION	441.10	.00	.00	441.10
CASH	.00	.00	.00	.00
TIME DEPOSIT ON ACCOUNT	.00	.00	.00	.00
MBIA MUNICIPAL INVESTORS SERV	.00	.00	.00	.00
FUND TOTALS	441.10	.00	.00	441.10
2018 047 DIGITIZE RECORDS	6,858.80	880.00	6,500.00-	1,238.80
CASH	59,869.14	6,500.00	.00	66,369.14
TIME DEPOSIT ON ACCOUNT	.00	.00	.00	.00
MBIA	.00	.00	.00	.00
FUND TOTALS	66,727.94	7,380.00	6,500.00-	67,607.94
2018 048 SUPPLEMENTAL GUARDIANSHIP	513.28	480.00	.00	993.28
CASH	28,239.97	.00	.00	28,239.97
TEXPOOL	.00	.00	.00	.00
FUND TOTALS	28,753.25	480.00	.00	29,233.25
2018 049 COUNTY CHILD ABUSE PREVENTION	244.96	186.25	.00	431.21
CASH	6,020.38	.00	.00	6,020.38
TIME DEPOSIT ON ACCOUNT	.00	.00	.00	.00
FUND TOTALS	6,265.34	186.25	.00	6,451.59
2018 050 COURT RELATED PROGRAMS	817.53	.00	.00	817.53
CASH				

ACCOUNT NAME	BEGINNING CASH BALANCE	CASH RECEIPTS	CASH DISBURSEMENTS	ENDING CASH BALANCE
2018 052 COUNTY & DISTRICT TECH FUND	15,987.56	.00	.00	15,987.56
CASH	301.97	128.76	.00	430.73
TIME DEPOSIT ON ACCOUNT	5,022.01	.00	.00	5,022.01
MBIA	.00	.00	.00	.00
FUND TOTALS	5,323.98	128.76	.00	5,452.74
2018 053 CAPITALCREDITSECONOMICDEVELOP	217,783.64	.00	6,000.00	211,783.64
CASH	617.40	.00	.00	617.40
TIME DEPOSIT ON ACCOUNT	217,783.64	.00	.00	217,783.64
FUND TOTALS	218,401.04	.00	6,000.00	212,401.04
2018 054 DISTRICT CLERK TECHNOLOGY FUND	3,980.11	685.00	.00	4,665.11
CASH	18,373.61	.00	.00	18,373.61
TIME DEPOSIT ON ACCOUNT	18,373.61	.00	.00	18,373.61
MBIA MUNICIPAL INVESTORS SERV	.00	.00	.00	.00
FUND TOTALS	22,353.72	685.00	.00	23,038.72
2018 055 CHAPTER 19	15.96	.00	.00	15.96
CASH	15.96	.00	.00	15.96
TIME DEPOSIT ON ACCOUNT	.00	.00	.00	.00
MBIA	.00	.00	.00	.00
FUND TOTALS	15.96	.00	.00	15.96
2018 056 COUNTY RECORDS FUND	5,550.56	1,638.72	.00	7,189.28
CASH	103,625.37	.00	.00	103,625.37
TIME DEPOSIT ON ACCOUNT	103,625.37	.00	.00	103,625.37
MBIA MUNICIPAL INVESTORS SERV	.00	.00	.00	.00
FUND TOTALS	109,175.93	1,638.72	.00	110,814.65
2018 057 COUNTY CLERK RECORDS FUND	9,314.89	9,471.12	11,106.33	7,679.68
CASH	116,372.14	.00	.00	116,372.14
TIME DEPOSIT ON ACCOUNT	116,372.14	.00	.00	116,372.14
MBIA MUNICIPAL INVESTORS SERV	.00	.00	.00	.00
FUND TOTALS	125,687.03	9,471.12	11,106.33	124,051.82
2018 058 DISTRICT CLERK RECORDS FUND	2,934.33	424.16	579.32	2,779.17
CASH	30,555.73	.00	.00	30,555.73
TIME DEPOSIT ON ACCOUNT	30,555.73	.00	.00	30,555.73
FUND TOTALS	33,490.06	424.16	579.32	33,334.90
2018 059 COUNTY CLERK ARCHIVE	22,367.60	8,654.00	.00	31,021.60
CASH	414,076.70	.00	.00	414,076.70
TIME DEPOSIT ON ACCOUNT	414,076.70	.00	.00	414,076.70
MBIA MUNICIPAL INVESTOR SERVIC	.00	.00	.00	.00
FUND TOTALS	436,444.30	8,654.00	.00	445,098.30
2018 061 CAPITAL PROJECT ROADS PCT NO 1	171.63	.00	171.63	.00
CASH	171.63	.00	.00	171.63
TIME DEPOSIT ON ACCOUNT	.00	.00	.00	.00
MBIA MUNICIPAL INVESTOR SERVIC	.00	.00	.00	.00
FUND TOTALS	171.63	.00	171.63	.00
2018 064 CAPITAL PROJECT ROADS PCT NO 4	.00	.00	.00	.00
CASH	.00	.00	.00	.00

ACCOUNT NAME	BEGINNING CASH BALANCE	CASH RECEIPTS	CASH DISBURSEMENTS	ENDING CASH BALANCE
2018 070 PERMANENT IMPROVEMENT FUND				
CASH	.00	.00	.00	.00
TIME DEPOSIT ON ACCOUNT	.00	.00	.00	.00
MBIA MUNICIPAL INVESTORS SERV	.00	.00	.00	.00
FUND TOTALS	.00	.00	.00	.00
2018 075 RIGHT-OF-WAY FUND				
CASH	118.09	.00	118.09-	.00
TIME DEPOSIT ON ACCOUNT	.00	.00	.00	.00
MBIA MUNICIPAL INVESTORS SERV	.00	.00	.00	.00
FUND TOTALS	118.09	.00	118.09-	.00
2018 084 TAX ANTICIPATION NOTES				
CASH	24.23	.00	24.23-	.00
TIME DEPOSIT ON ACCOUNT	.00	.00	.00	.00
MBIA	.00	.00	.00	.00
FUND TOTALS	24.23	.00	24.23-	.00
2018 085 DEBT SERVICE FUND				
CASH	547,873.77	19,892.59	549,496.50-	18,269.86
TIME DEPOSIT ON ACCOUNT	190,134.31	.00	.00	190,134.31
MBIA MUNICIPAL INVESTORS SERV	249,995.36	399.91	.00	250,395.27
FUND TOTALS	988,003.44	20,292.50	549,496.50-	458,799.44
2018 087 VZC INDIGENT HEALTH PROGRAM				
CASH	44,716.93	27,507.07	17,543.79-	54,680.21
TIME DEPOSIT ON ACCOUNT	100,000.00	.00	.00	100,000.00
MBIA MUNICIPAL INVESTORS SERV	.00	.00	.00	.00
FUND TOTALS	144,716.93	27,507.07	17,543.79-	154,680.21
2018 088 SOIL CONSERVATION DIST FUND				
CASH	242.01	250.00	.00	492.01
TIME DEPOSIT ON ACCOUNT	12,818.68	.00	.00	12,818.68
MBIA MUNICIPAL INVESTORS SERV	.00	.00	.00	.00
FUND TOTALS	13,060.69	250.00	.00	13,310.69
2018 090 APPELLATE JUSTICE SYSTEM FUND				
CASH	1,065.35	410.00	1,055.00-	420.35
TIME DEPOSIT ON ACCOUNT	.00	.00	.00	.00
MBIA MUNICIPAL INVESTORS SERV	.00	.00	.00	.00
FUND TOTALS	1,065.35	410.00	1,055.00-	420.35
2018 095 PAYROLL CLEARING ACCOUNT.				
CASH	193,715.58	.00	.00	193,715.58
MBIA MUNICIPAL INVESTORS SERV	.00	.00	.00	.00
FUND TOTALS	193,715.58	.00	.00	193,715.58
2018 096 GEN FIXED ASSETS ACCOUNT GRP				
MBIA MUNICIPAL INVESTORS SERV	.00	.00	.00	.00
FUND TOTALS	.00	.00	.00	.00
2018 097 LONG TERM DEBT GROUP				
MBIA MUNICIPAL INVESTORS SERV	.00	.00	.00	.00

ACCOUNT NAME FUND TOTALS	BEGINNING CASH BALANCE	CASH RECEIPTS	CASH DISBURSEMENTS	ENDING CASH BALANCE
2018 131 VAN ZANDT COUNTY JAIL	122,436.40	194,505.35	204,957.19	111,984.56
CASH	.00	.00	.00	.00
MEDICARE PAYABLE	.00	.00	.00	.00
VOUCHERS PAYABLE	.00	.00	.00	.00
TIME DEPOSIT ON ACCOUNT	150,000.00	.00	.00	150,000.00
MBIA MUNICIPAL INVESTORS SERV	.00	.00	.00	.00
FUND TOTALS	272,436.40	194,505.35	204,957.19	261,984.56
2018 132 VAN ZANDT COUNTY SHERIFF DEPT	61,212.76	269,623.72	278,631.42	52,205.06
CASH	60,000.00	.00	.00	60,000.00
TIME DEPOSIT ON ACCOUNT	.00	.00	.00	.00
MBIA MUNICIPAL INVESTORS SERV	121,212.76	269,623.72	278,631.42	112,205.06
FUND TOTALS	121,212.76	269,623.72	278,631.42	112,205.06
2018 135 CAPITAL MURDER	.00	.00	.00	.00
CASH	.00	.00	.00	.00
TEXPOOL	.00	.00	.00	.00
FUND TOTALS	.00	.00	.00	.00
2018 136 HOMELAND SECURITY GRANT	1,990.01	.00	.00	1,990.01
CASH	1,990.01	.00	.00	1,990.01
TIME DEPOSIT ON ACCOUNT	.00	.00	.00	.00
FUND TOTALS	1,990.01	.00	.00	1,990.01
2018 139 HOMELAND SECURITY GRANT P25 CO	2,293.00	.00	.00	2,293.00
CASH	2,293.00	.00	.00	2,293.00
TIME DEPOSIT ON ACCOUNT	.00	.00	.00	.00
MBIA MUNICIPAL INVESTORS SERV	.00	.00	.00	.00
FUND TOTALS	2,293.00	.00	.00	2,293.00
2018 141 BULLET PROOF VEST GRANT	5,430.50	.00	.00	5,430.50
CASH	5,430.50	.00	.00	5,430.50
TIME DEPOSIT ON ACCOUNT	.00	.00	.00	.00
MBIA MUNICIPAL INVESTORS SERV	.00	.00	.00	.00
FUND TOTALS	5,430.50	.00	.00	5,430.50
2018 145 SOLID WASTE GRANT	203.03	.00	.00	203.03
CASH	203.03	.00	.00	203.03
TIME DEPOSIT ON ACCOUNT	.00	.00	.00	.00
FUND TOTALS	203.03	.00	.00	203.03
2018 261 CAPITAL PROJECT ROADS PCT NO 1	7.84	.00	7.84	.00
CASH	.00	.00	.00	.00
TIME DEPOSIT ON ACCOUNT	7.84	.00	7.84	.00
FUND TOTALS	7.84	.00	7.84	.00
2018 262 CAPITAL PROJECT ROADS PCT NO 2	1.34	.00	.00	1.34
CASH	.00	.00	.00	.00
TIME DEPOSIT ON ACCOUNT	1.34	.00	.00	1.34
FUND TOTALS	1.34	.00	.00	1.34
2018 264 CAPITAL PROJECT PCT 4	.00	.00	.00	.00
CASH	.00	.00	.00	.00
TIME DEPOSIT ON ACCOUNT	.00	.00	.00	.00
FUND TOTALS	.00	.00	.00	.00

ACCOUNT NAME	BEGINNING CASH BALANCE	CASH RECEIPTS	CASH DISBURSEMENTS	ENDING CASH BALANCE
2018 400 FRUITVALE 2011 TXCDBG 710056				
CASH	.00	.00	.00	.00
WATER GRANT CASH	.00	.00	.00	.00
FUND TOTALS	.00	.00	.00	.00
2018 401 BENWHEELERMSC 71348911131115				
FUND TOTALS	.00	.00	.00	.00
2018 402 LITTLEHOPEMOOREMESC713026081315				
CASH	.00	.00	.00	.00
WATER GRANT CASH	.00	.00	.00	.00
FUND TOTALS	.00	.00	.00	.00
2018 540 PRETRIAL SUPERVISION				
CASH	21,573.22	4,302.00	4,260.20	21,615.02
TDOA	126,569.16	.00	.00	126,569.16
FUND TOTALS	148,142.38	4,302.00	4,260.20	148,184.18
2018 541 COMMUNITY SUP & CORRECTIONS				
CASH	20,904.11	40,171.20	41,031.62	20,043.69
PEITY CASH	100.00	.00	.00	100.00
TIME DEPOSIT ON ACCOUNT	365,653.75	.00	.00	365,653.75
MBIA MUNICIPAL INVESTORS SERV	.00	.00	.00	.00
FUND TOTALS	386,657.86	40,171.20	41,031.62	385,797.44
2018 542 ADULT PROBATION CIVIL				
CASH	22,206.01	1,097.00	1,259.75	22,043.26
TDOA	326,233.18	.00	.00	326,233.18
MBIA	.00	.00	.00	.00
FUND TOTALS	348,439.19	1,097.00	1,259.75	348,276.44
2018 543 HIGH RISK SUBSTANCE ABUSE -CCP				
CASH	8,059.39	.00	3,553.58	4,505.81
TIME DEPOSIT ON ACCOUNT	.00	.00	.00	.00
MBIA MUNICIPAL INVESTORS SERV	.00	.00	.00	.00
FUND TOTALS	8,059.39	.00	3,553.58	4,505.81
2018 544 HIGH RISK SEX OFFENDER -CCP				
CASH	11,940.17	.00	4,595.09	7,345.08
TIME DEPOSIT ON ACCOUNT	.00	.00	.00	.00
MBIA MUNICIPAL INVESTORS SERV	.00	.00	.00	.00
FUND TOTALS	11,940.17	.00	4,595.09	7,345.08
2018 545 GRANT C COMMIT REDUCTION PROG				
CASH	7,393.72	4,834.00	5,008.49	7,219.23
FUND TOTALS	7,393.72	4,834.00	5,008.49	7,219.23
2018 546 JUVENILE PROBATION FUND				
CASH	193,488.04	49,080.67	42,122.19	186,529.56
TIME DEPOSIT ON ACCOUNT	.00	.00	.00	.00
MBIA MUNICIPAL INVESTORS SERV	.00	.00	.00	.00
FUND TOTALS	193,488.04	49,080.67	42,122.19	186,529.56
2018 547 VZCJPD STATE AID GRANT				
CASH	62,252.10	32,878.39	26,774.09	68,356.40
TIME DEPOSIT ON ACCOUNT	.00	.00	.00	.00



ACCOUNT NAME	BEGINNING CASH BALANCE	CASH RECEIPTS	CASH DISBURSEMENTS	ENDING CASH BALANCE
2018 548 VZCJPD PROGRESSIVE SANCTIONS	62,252.10	32,878.35	26,774.09	68,356.40
CASH	.00	.00	.00	.00
TIME DEPOSIT ON ACCOUNT	.00	.00	.00	.00
MBIA MUNICIPAL INVESTORS SERV	.00	.00	.00	.00
FUND TOTALS	.00	.00	.00	.00
2018 549 VZCJPD - GRANT N	20,827.93	7,986.00	6,925.55	21,888.38
CASH	.00	.00	.00	.00
TIME DEPOSIT ON ACCOUNT	.00	.00	.00	.00
MBIA MUNICIPAL INVESTORS SERV	.00	.00	.00	.00
FUND TOTALS	20,827.93	7,986.00	6,925.55	21,888.38
2018 550 D A SUPPLEMENTAL FUND	2,952.84	.00	2,210.70	742.14
CASH	4,609.63	.00	.00	4,609.63
TIME DEPOSIT ON ACCOUNT	7,562.47	.00	2,210.70	5,351.77
MBIA MUNICIPAL INVESTORS SERV	.00	.00	.00	.00
FUND TOTALS	12,124.31	.00	4,421.40	7,702.91
2018 551 VOICES - JUV CJD GRANT	8,284.41	10,842.90	3,767.95	1,209.46
VOICES - CJD JUV GRANT	.00	.00	.00	.00
TIME DEPOSIT ON ACCOUNT	8,284.41	10,842.90	3,767.95	1,209.46
FUND TOTALS	8,284.41	10,842.90	3,767.95	1,209.46
2018 552 ETCOG RESIDENTIAL	1,197.62	.00	.00	1,197.62
CASH	1,197.62	.00	.00	1,197.62
FUND TOTALS	1,197.62	.00	.00	1,197.62
2018 553 V - JUV PROB POST FUND	.00	.00	.00	.00
CASH	.00	.00	.00	.00
TIME DEPOSIT ON ACCOUNT	.00	.00	.00	.00
MBIA MUNICIPAL INVESTORS SERV	.00	.00	.00	.00
FUND TOTALS	.00	.00	.00	.00
2018 554 GRANT I SECURE FELONY REIMB	665.00	.00	.00	665.00
GRANT I SECURE FELONY REIMB	.00	.00	.00	.00
TIME DEPOSIT ON ACCOUNT	.00	.00	.00	.00
FUND TOTALS	665.00	.00	.00	665.00
2018 555 JUVENILE PROBATION INTEREST	36.89	1.63	.00	38.52
CASH	23,507.38	.00	.00	23,507.38
TIME DEPOSIT ON ACCOUNT	.00	.00	.00	.00
MBIA MUNICIPAL INVESTORS SERV	.00	.00	.00	.00
FUND TOTALS	23,544.27	1.63	.00	23,545.90
2018 556 GRANT H-DIVERSION RESIDENTIAL	.00	.00	.00	.00
CASH	.00	.00	.00	.00
FUND TOTALS	.00	.00	.00	.00
2018 557 GRANT I	.00	.00	.00	.00
CASH	.00	.00	.00	.00
FUND TOTALS	.00	.00	.00	.00
2018 558 GRANT S	14,823.74	4,273.00	4,663.26	14,433.48
CASH	14,823.74	4,273.00	4,663.26	14,433.48

ACCOUNT NAME FUND TOTALS	BEGINNING CASH BALANCE	CASH RECEIPTS	CASH DISBURSEMENTS	ENDING CASH BALANCE
2018 559 MENTAL IMPAIRMENT CASELOAD	4,053.68	.00	6,000.98-	1,947.30-
CASH	.00	.00	.00	.00
TIME DEPOSIT ON ACCOUNT	.00	.00	.00	.00
MBIA MUNICIPAL INVESTORS SERV	.00	.00	.00	.00
FUND TOTALS	4,053.68	.00	6,000.98-	1,947.30-
2018 560 SALARY ADJUSTMENT FOR JUV PROB	1.33-	.00	.00	1.33-
CASH	.00	.00	.00	.00
TIME DEPOSIT ON ACCOUNT	.00	.00	.00	.00
MBIA MUNICIPAL INVESTORS SERV	.00	.00	.00	.00
FUND TOTALS	1.33-	.00	.00	1.33-
2018 562 TITTLE IV-E FEDERAL FOSTER CARE	.00	.00	.00	.00
CASH	.00	.00	.00	.00
TIME DEPOSIT ON ACCOUNT	.00	.00	.00	.00
MBIA MUNICIPAL INVESTORS SERV	.00	.00	.00	.00
FUND TOTALS	.00	.00	.00	.00
2018 565 INDIGENT DEFENSE GRANT	18,071.64	12,427.50	3,393.03-	27,106.11
CASH	18,308.07	.00	.00	308.07
TIME DEPOSIT ON ACCOUNT	18,379.71	12,427.50	3,393.03-	27,414.18
FUND TOTALS				
2018 567 ABATEMENT OFFICER	37,746.18	14,728.36	11,530.09-	40,944.45
CASH	75,232.25	.00	.00	75,232.25
TDOA	112,978.43	14,728.36	11,530.09-	116,176.70
FUND TOTALS				
2018 568 TECHNOLOGY RESOURCES	1.50	.00	.00	1.50
CASH	.00	.00	.00	.00
TIME DEPOSIT ON ACCOUNT	.00	.00	.00	.00
FUND TOTALS	1.50	.00	.00	1.50
2018 569 HAVA ELECTION GRANT	10,153.03	.00	.00	10,153.03
CASH	10,153.03	.00	.00	10,153.03
FUND TOTALS				
2018 570 GOLDEN WATER SUPPLY CORP	.00	.00	.00	.00
GOLDEN WATER TDHCA 726216	.00	.00	.00	.00
MBIA MUNICIPAL INVESTORS SERVI	.00	.00	.00	.00
FUND TOTALS	.00	.00	.00	.00
2018 580 D.A. CHECK COLLECTION FUND	5,753.73	202.01	400.99-	5,554.75
CASH	10,243.19	.00	.00	10,243.19
TIME DEPOSIT ON ACCOUNT	.00	.00	.00	.00
MBIA MUNICIPAL INVESTORS SERV	.00	.00	.00	.00
FUND TOTALS	15,996.92	202.01	400.99-	15,797.94
2018 591 CONSTABLE #1 TLEOSE FUND	1,888.88	.00	.00	1,888.88
CASH	.49-	.00	.00	.49-
CASH - CITIZENS NATIONAL	.00	.00	.00	.00
TDOA	.00	.00	.00	.00
MBIA MUNICIPAL INVESTORS SERV	.00	.00	.00	.00
FUND TOTALS	1,888.39	.00	.00	1,888.39
2018 592 CONSTABLE #2 TLEOSE FUND	1,184.54	.00	.00	1,184.54
CASH				

ACCOUNT NAME	BEGINNING CASH BALANCE	CASH RECEIPTS	CASH DISBURSEMENTS	ENDING CASH BALANCE
2018 593 CONSTABLE #3 TLEOSE FUND	578.30	.00	.00	578.30
CASH OTHER - ANB/CANTON	1,790.75	.00	.00	1,790.75
MBIA MUNICIPAL INVESTORS SERV	.00	.00	.00	.00
FUND TOTALS	1,184.54	.00	.00	1,184.54
2018 594 CONSTABLE #4 TLEOSE FUND	4,291.32	.00	25.00	4,266.32
CASH	.00	.00	.00	.00
TIME DEPOSIT ON ACCOUNT	.00	.00	.00	.00
MBIA MUNICIPAL INVESTORS SERV	4,291.32	.00	25.00	4,266.32
FUND TOTALS	4,291.32	.00	25.00	4,266.32
2018 595 SHERIFF TLEOSE FUND	13,531.16	.00	1,907.44	11,623.72
CASH	.00	.00	.00	.00
MBIA MUNICIPAL INVESTORS SERV	13,531.16	.00	1,907.44	11,623.72
FUND TOTALS	13,531.16	.00	1,907.44	11,623.72
2018 596 DA TLEOSE FUND	941.88	.00	.00	941.88
CASH	941.88	.00	.00	941.88
MBIA MUNICIPAL INVESTORS SERV	.00	.00	.00	.00
FUND TOTALS	941.88	.00	.00	941.88
2018 597 VZC COMMISSARY PERSONNEL FUND	2.41	.00	.00	2.41
CASH	.00	.00	.00	.00
MBIA MUNICIPAL INVESTORS SERV	2.41	.00	.00	2.41
FUND TOTALS	2.41	.00	.00	2.41
2018 600 JUSTICE COURT TECHNOLOGY FUND	1,594.25	1,451.57	.00	3,045.82
CASH	41,142.39	.00	.00	41,142.39
TIME DEPOSIT ON ACCOUNT	.00	.00	.00	.00
MBIA MUNICIPAL INVESTORS SERV	42,736.64	1,451.57	.00	44,188.21
FUND TOTALS	42,736.64	1,451.57	.00	44,188.21
2018 602 CHIID ADVOCACY HISTORICAL COMMISSION CASH	9.08	.00	9.08	.00
HISTORICAL COMMISSION CASH	.00	.00	.00	.00
MBIA MUNICIPAL INVESTORS SERV	9.08	.00	9.08	.00
FUND TOTALS	9.08	.00	9.08	.00
2018 800 CONTRIBUTION RELIEF FUND	.00	.00	.00	.00
CASH	16,082.93	.00	.00	16,082.93
TIME DEPOSIT ON ACCOUNT	.00	.00	.00	.00
FUND TOTALS	16,082.93	.00	.00	16,082.93
2018 802 VETERAN'S MEMORIAL WALL FUND	.55	.00	.55	.00
CASH	.00	.00	.00	.00
TIME DEPOSIT ON ACCOUNT	.55	.00	.55	.00
FUND TOTALS	.55	.00	.55	.00
2018 803 HISTORICAL COMMISSION CASH	1,075.12	25.00	.00	1,100.12
HISTORICAL COMMISSION CASH	10,024.96	.00	.00	10,024.96
TIME DEPOSIT ON ACCOUNT	11,100.08	25.00	.00	11,125.08
FUND TOTALS	11,100.08	25.00	.00	11,125.08
2018 804 VAN TORNADO-ASSISTANCE-CASH	43,988.27	6,029.20	.00	37,959.07
VAN TORNADO-ASSISTANCE-CASH				

ACCOUNT NAME	BEGINNING CASH BALANCE	CASH RECEIPTS	CASH DISBURSEMENTS	ENDING CASH BALANCE
2018 805 FEMA - DEC 2015 STORM	470.66	.00	.00	470.66
CASH TIME DEPOSIT ON ACCOUNT	.00	.00	.00	.00
FUND TOTALS	470.66	.00	.00	470.66
2018 806 FEMA APRIL 2016 STORM	.00	.00	.00	.00
CASH TIME DEPOSIT ON ACCOUNT	.00	.00	.00	.00
FUND TOTALS	.00	.00	.00	.00
GRAND TOTALS	14,096,674.68	1,977,945.20	3,044,555.71	13,030,064.17

VTASST-TIME DEPOSITON ACCOUNT

43,988.27-

6,029.20

.00

37,959.07-

ACCOUNT NUMBER	ACCOUNT NAME	DATE	AMDMT NUMBER	OLD BUDGET AMOUNT	AMENDED BUDGET AMOUNT	AMOUNT OF CHANGE	DESCRIPTION	CLK
2018 010-371-100	OTHER MISC. REVENU	01/10/2018	180025	24,000.00-	24,437.50-	437.50-	PROVIDE FUNDS FOR HEALTHY C	SH
			TOTAL AMENDMENTS	1	TOTAL CHANGES	437.50-		
2018 010-400-483	BONDING EXPENDITURES - COUNTY JUDGE	11/30/2017	180018	1	296.92	296.92	TO COVER EXPENSES	KE
			TOTAL AMENDMENTS	1	TOTAL CHANGES	296.92		
2018 010-402-495	MISCELLANEOUS EXPE HUMAN RESOURCE	01/10/2018	180025	700.00	1,137.50	437.50	PROVIDE FUNDS FOR HEALTHY C	SH
			TOTAL AMENDMENTS	1	TOTAL CHANGES	437.50		
2018 010-409-495	MISCELLANEOUS EXPENDITURES - NON DEPARTMENT	11/30/2017	180018	1,000.00	406.16	593.84-	TO COVER EXPENSES	KE
			TOTAL AMENDMENTS	1	TOTAL CHANGES	593.84-		
2018 010-410-475	ECONOMIC DEVELOPME	03/21/2018	180040	3,334.00	3,666.66	332.66	LINE ITEM TRANSFER	SH
2018 010-410-495	MISCELLANEOUS EXPENDITURES - CONTRACTS	03/21/2018	180040	1,500.00	1,167.34	332.66-	LINE ITEM TRANSFER	SH
			TOTAL AMENDMENTS	2	TOTAL CHANGES	.00		
2018 010-445-483	BONDING EXPENDITURES - COUNTY COURT AT	11/30/2017	180018	1	296.92	296.92	TO COVER EXPENSES	KE
			TOTAL AMENDMENTS	1	TOTAL CHANGES	296.92		
2018 010-461-483	BONDING EXPENDITURES - JP #1	04/18/2018	180052	50.00	50.00	50.00	LINE ITEM TRANSFER	SH
2018 010-461-495	MISCELLANEOUS EXPENDITURES - JP #1	04/18/2018	180052	2	.00	50.00-	LINE ITEM TRANSFER	SH
			TOTAL AMENDMENTS	2	TOTAL CHANGES	.00		
2018 010-462-485	JURORS EXPENSE	04/04/2018	180048	500.00	410.00	90.00-	LINE ITEM TRANSFER	SH
2018 010-462-495	MISCELLANEOUS EXPENDITURES - JP #2	04/04/2018	180048	2	90.00	90.00	LINE ITEM TRANSFER	SH
			TOTAL AMENDMENTS	2	TOTAL CHANGES	.00		
2018 010-495-103	SALARIES - EMPLOYE	04/04/2018	180045	127,068.00	125,568.00	1,500.00-	PROVIDE FUNDS FOR SCANNER	SH
2018 010-495-310	OFFICE SUPPLIES	02/21/2018	180033	1,950.00	1,850.00	100.00-	LINE ITEM TRANSFER	SH
2018 010-495-310	OFFICE SUPPLIES	04/04/2018	180045	1,850.00	3,350.00	1,500.00	PROVIDE FUNDS FOR SCANNER	SH
2018 010-495-495	MISCELLANEOUS EXPENDITURES - CO. AUDITOR	02/21/2018	180033	4	150.00	100.00	LINE ITEM TRANSFER	SH
			TOTAL AMENDMENTS	4	TOTAL CHANGES	.00		
2018 010-499-311	POSTAGE	12/14/2017	180021	8,000.00	7,000.00	1,000.00-	LINE ITEM TRANSFER	SH
2018 010-499-428	TRAVEL	12/14/2017	180021	500.00	1,000.00	500.00	LINE ITEM TRANSFER	SH
2018 010-499-495	MISCELLANEOUS EXPENDITURES - TAX COLLECTOR	12/14/2017	180021	3	800.00	500.00	LINE ITEM TRANSFER	SH
			TOTAL AMENDMENTS	3	TOTAL CHANGES	.00		
2018 010-551-495	MISCELLANEOUS EXPENDITURES - CONSTABLE PCT.1	04/04/2018	180044	.00	479.52	479.52	PROVIDE FUNDS FOR COPSYNC S	SH
2018 010-551-575	AUTO PURCHASES	04/04/2018	180044	2	35,520.48	479.52-	PROVIDE FUNDS FOR COPSYNC S	SH
			TOTAL AMENDMENTS	2	TOTAL CHANGES	.00		
2018 015-352-400	FORFEITED PROPERTY	02/08/2018	180028	5,000.00-	15,699.44-	10,699.44-	INCREASE THE BUDGET-DEA MON	KE
			TOTAL AMENDMENTS	1	TOTAL CHANGES	10,699.44-		
2018 015-560-492	DRUG INVESTIGATION	02/08/2018	180028	.00	2,699.44	2,699.44	INCREASE THE BUDGET-DEA MON	KE
2018 015-560-495	MISC EXPENDITURES - SHERIFF FORFEIT	02/08/2018	180028	10,000.00	18,000.00	8,000.00	INCREASE THE BUDGET-DEA MON	KE
			TOTAL AMENDMENTS	2	TOTAL CHANGES	10,699.44		
2018 018-510-402	CONTRACT SERVICES EXPENDITURES - JUSTICE COURT	10/26/2017	180009	1	2,000.00	2,000.00	INCREASE THE BUDGET	KE
			TOTAL AMENDMENTS	1	TOTAL CHANGES	2,000.00		
2018 021-364-100	SALE OF PROPERTY	04/04/2018	180047	1	24,126.00-	24,126.00-	INCREASE REV/EXP PROCEEDS F	SH
			TOTAL AMENDMENTS	1	TOTAL CHANGES	24,126.00-		

ACCOUNT NUMBER	ACCOUNT NAME	DATE	AMDMT NUMBER	OLD BUDGET AMOUNT	AMENDED BUDGET AMOUNT	AMOUNT OF CHANGE	DESCRIPTION	CLK
2018 021-380-300	GRANT REV 2016 DIS	03/07/2018	180037	1,206.75-	1,206.75-	0.00	INCREASE REV AND EXPENSE	SH
	TOTAL AMENDMENTS			1,206.75-	1,206.75-	0.00		
2018 021-390-804	TRN FROM VAN TORNA	12/14/2017	180024	157,053.25-	157,053.25-	0.00	TRANSFER FUNDS FROM FEMA PC	SH
	TOTAL AMENDMENTS			157,053.25-	157,053.25-	0.00		
2018 021-621-335	ROAD & BRIDGE MATE	04/23/2018	180024	707,053.25	707,053.25	0.00	TRANSFER FUNDS FROM FEMA PC	SH
2018 021-621-335	ROAD & BRIDGE MATE	04/23/2018	180054	707,053.25	681,024.05	26,029.20-	LINE ITEM TRANSFER	SH
2018 021-621-335	ROAD & BRIDGE MATE	04/23/2018	180054	681,024.05	20,000.00	481,024.05	LINE ITEM TRANSFER	SH
2018 021-621-461	MISCELLANEOUS EXPE	03/07/2018	180037	12,500.00	13,706.75	1,206.75	INCREASE REV AND EXPENSE	SH
2018 021-621-571	EQUIPMENT PURCHASE	04/04/2018	180047	40,000.00	64,126.00	24,126.00	INCREASE REV/EXP PROCEEDS F	SH
2018 021-621-571	EQUIPMENT PURCHASE	04/23/2018	180053	64,126.00	30,000.00	34,126.00	INCREASE FROM RESERVE TO PU	SH
	TOTAL AMENDMENTS			206,356.80	206,356.80	0.00		
2018 021-700-804	TRANSFER TO VAN TO	04/23/2018	180054	6,029.20	6,029.20	0.00	LINE ITEM TRANSFER	SH
	TOTAL AMENDMENTS			6,029.20	6,029.20	0.00		
2018 022-370-100	ROAD DAMAGE PAYMEN	11/16/2017	180014	308,550.00-	308,550.00-	0.00	AMEND FY2018 BUDGET FOR ROA	KE
	TOTAL AMENDMENTS			308,550.00-	308,550.00-	0.00		
2018 022-380-300	GRANT REV 2016 DIS	03/07/2018	180037	1,206.75-	1,206.75-	0.00	INCREASE REV AND EXPENSE	SH
	TOTAL AMENDMENTS			1,206.75-	1,206.75-	0.00		
2018 022-390-804	TRN FROM VAN TORNA	12/14/2017	180023	2,406.51-	2,406.51-	0.00	TRANSFER FUNDS FROM FEMA FU	SH
	TOTAL AMENDMENTS			2,406.51-	2,406.51-	0.00		
2018 022-622-335	ROAD & BRIDGE MATE	01/10/2018	180014	1,056,000.00	1,364,550.00	308,550.00	AMEND FY2018 BUDGET FOR ROA	KE
2018 022-622-335	ROAD & BRIDGE MATE	02/28/2018	180026	1,364,550.00	1,339,550.00	25,000.00-	PROVIDE FUNDS FOR REPAIR ON	SH
2018 022-622-335	ROAD & BRIDGE MATE	03/07/2018	180038	1,339,550.00	1,337,523.00	2,027.00-	LINE ITEM TRANSFER RECLTIME	SH
2018 022-622-335	ROAD & BRIDGE MATE	05/02/2018	180058	1,337,523.00	5,000.00-	5,000.00-	TO COVER EXPENSES	KE
2018 022-622-336	FEMA VAN TORNADO	10/04/2017	180007	113,750.22	113,750.22	0.00	INCREASE THE BUDGET	KE
2018 022-622-336	FEMA VAN TORNADO	12/14/2017	180023	116,156.73	83,610.67	32,546.06	TRANSFER FUNDS FROM FEMA FU	SH
2018 022-622-337	FEMA DEC 2015 STOR	01/10/2018	180007	40,000.00	20,000.00	20,000.00	INCREASE THE BUDGET	KE
2018 022-622-451	REPAIR & MAINT.	02/28/2018	180026	20,000.00	45,000.00	25,000.00	PROVIDE FUNDS FOR REPAIR ON	SH
2018 022-622-451	REPAIR & MAINT.	05/02/2018	180038	45,000.00	5,000.00	40,000.00	LINE ITEM TRANSFER RECLTIME	SH
2018 022-622-451	REPAIR & MAINT.	03/07/2018	180058	5,000.00	2,206.75	2,793.25-	TO COVER EXPENSES	KE
2018 022-622-495	MISCELLANEOUS EXPE	03/07/2018	180037	1,000.00	80,027.00	79,027.00	INCREASE REV AND EXPENSE	SH
	TOTAL AMENDMENTS			78,000.00	80,027.00	2,027.00	LINE ITEM TRANSFER FOR ADDI	SH
	TOTAL AMENDMENTS			13	509,524.15	509,524.15		
2018 023-367-000	DONATIONS - GENERA	04/04/2018	180043	14,000.00-	14,000.00-	0.00	INCREASE REVENUE/EXPENSE	SH
	TOTAL AMENDMENTS			14,000.00-	14,000.00-	0.00		
2018 023-380-200	FINANCING ISSURANC	03/07/2018	180036	157,900.00-	157,900.00-	0.00	INCREASE REV AND EXP TO PUR	SH
2018 023-380-300	GRANT REV 2016 DIS	03/07/2018	180037	1,206.75-	1,206.75-	0.00	INCREASE REV AND EXPENSE	SH
	TOTAL AMENDMENTS			159,106.75-	159,106.75-	0.00		
2018 023-623-335	ROAD & BRIDGE MATE	04/04/2018	180043	760,000.00	774,000.00	14,000.00	INCREASE REVENUE/EXPENSE	SH
2018 023-623-402	CONTRACT SERVICES	04/18/2018	180051	3,500.00	3,500.00	0.00	LINE ITEM TRANSFER	SH
2018 023-623-495	MISCELLANEOUS EXPE	03/07/2018	180037	3,000.00	4,206.75	1,206.75	INCREASE REV AND EXPENSE	SH
2018 023-623-571	EQUIPMENT PURCHASE	03/07/2018	180036	50,000.00	207,900.00	157,900.00	INCREASE REV AND EXP TO PUR	SH
2018 023-623-571	EQUIPMENT PURCHASE	04/18/2018	180051	207,900.00	204,400.00	3,500.00-	LINE ITEM TRANSFER	SH
	TOTAL AMENDMENTS			5	173,106.75	173,106.75		

ACCOUNT NUMBER	ACCOUNT NAME	DATE	AMDMT NUMBER	OLD BUDGET AMOUNT	AMENDED BUDGET AMOUNT	AMOUNT OF CHANGE	DESCRIPTION	CLK
2018 024-380-200	FINANCING ISSURANC	11/02/2017	180013	.00	109,088.00-	109,088.00-	INCREASE R&B PCT 4 FY 2018	FT
2018 024-380-300	GRANT REV 2016 DIS	03/07/2018	180037	.00	1,206.75-	1,206.75-	INCREASE REV AND EXPENSE	SH
			TOTAL AMENDMENTS	2	TOTAL CHANGES	110,294.75-		
2018 024-390-804	TRN FROM VAN TORNA	12/14/2017	180022	.00	7,121.25-	7,121.25-	TRANSFER FUNDS FROM FEMA FU	SH
2018 024-390-806	TRN FRM APR 2016 S	12/14/2017	180022	.00	285,635.94-	285,635.94-	TRANSFER FUNDS FROM FEMA FU	SH
			TOTAL AMENDMENTS	2	TOTAL CHANGES	292,757.19-		
2018 024-624-103	SALARIES - EMPLOYE	05/02/2018	180059	236,555.00	228,555.00	8,000.00-	TO COVER EXPENSES	KE
2018 024-624-107	SALARIES-EXTRA HEL	05/02/2018	180059	.00	8,000.00	8,000.00	TO COVER EXPENSES	KE
2018 024-624-335	ROAD & BRIDGE MATE	11/02/2017	180012	250,000.00	248,400.00	1,600.00-	LINE ITEM TRANSFERS	FT
2018 024-624-335	ROAD & BRIDGE MATE	11/02/2017	180012	248,400.00	247,950.00	450.00-	LINE ITEM TRANSFERS	FT
2018 024-624-338	FEMA VAN TORNADO -	12/14/2017	180022	48,800.00	55,921.25	7,121.25	TRANSFER FUNDS FROM FEMA FU	SH
2018 024-624-338	FEMA APR 2016 STOR	11/02/2017	180022	.00	285,635.94	285,635.94	TRANSFER FUNDS FROM FEMA FU	SH
2018 024-624-483	UNIFORMS	11/02/2017	180012	4,250.00	4,700.00	450.00	LINE ITEM TRANSFERS	FT
2018 024-624-483	BONDING	11/02/2017	180012	2,400.00	2,400.00	0.00	LINE ITEM TRANSFERS	FT
2018 024-624-495	MISCELLANEOUS EXPE	11/02/2017	180012	4,000.00	4,000.00	0.00	LINE ITEM TRANSFERS	FT
2018 024-624-495	MISCELLANEOUS EXPE	03/07/2018	180037	4,000.00	5,206.75	1,206.75	INCREASE REV AND EXPENSE	SH
2018 024-624-589	EQUIPMENT PAYMENTS	11/02/2017	180013	.00	22,825.00	22,825.00	INCREASE R&B PCT 4 FY 2018	FT
			TOTAL AMENDMENTS	11	TOTAL CHANGES	316,788.94		
2018 042-367-202	FAMILY PLACE GRANT	04/23/2018	180056	.00	6,000.00-	6,000.00-	SET UP LIBRARY PLACE GRANT	SH
			TOTAL AMENDMENTS	1	TOTAL CHANGES	6,000.00-		
2018 042-651-571	FAMILY PLACE GRANT	04/23/2018	180056	.00	6,000.00	6,000.00	SET UP LIBRARY PLACE GRANT	SH
			TOTAL AMENDMENTS	1	TOTAL CHANGES	6,000.00		
2018 052-450-427	TRAINING	02/21/2018	180032	500.00	577.73	500.00-	LINE ITEM TRANSFER	SH
2018 052-450-427	TRAINING	04/04/2018	180042	.00	577.73	577.73	INCREASE TRAINING FROM FUND	SH
2018 052-450-572	OFFICE EQUIPMENT	02/21/2018	180032	1,500.00	2,000.00	500.00	LINE ITEM TRANSFER	SH
			TOTAL AMENDMENTS	3	TOTAL CHANGES	577.73		
2018 053-410-485	CHILDS ADVOCACY CE	02/08/2018	180029	10,000.00	30,000.00	20,000.00	LINE ITEM TRANSFER	KE
2018 053-410-486	ECONOMIC DEVELOPME	02/08/2018	180029	40,000.00	20,000.00-	20,000.00-	LINE ITEM TRANSFER	KE
			TOTAL AMENDMENTS	2	TOTAL CHANGES	.00		
2018 056-409-495	MISCELLANEOUS EXPE	11/02/2017	180011	.00	3,100.00	3,100.00	INCREASE COUNTY RECORDS FND	FT
			TOTAL AMENDMENTS	1	TOTAL CHANGES	3,100.00		
2018 061-700-021	TRANSFER TO RB#1	04/23/2018	180057	.00	171.63	171.63	CLOSE FUNDS	SH
			TOTAL AMENDMENTS	1	TOTAL CHANGES	171.63		
2018 075-700-010	TRANSFER TO GENERA	04/23/2018	180057	.00	118.09	118.09	CLOSE FUNDS	SH
			TOTAL AMENDMENTS	1	TOTAL CHANGES	118.09		
2018 084-700-010	TRANSFER TO GENERA	04/23/2018	180057	.00	24.23	24.23	CLOSE FUNDS	SH
			TOTAL AMENDMENTS	1	TOTAL CHANGES	24.23		
2018 131-512-103	SALARIES - EMPLOYE	02/08/2018	180027	974,649.30	1,043,730.30	69,081.00	INCREASE THE BUDGET	KE
2018 131-512-201	SOCIAL SECURITY TA	02/08/2018	180027	76,251.00	81,536.00	5,285.00	INCREASE THE BUDGET	KE
2018 131-512-203	RETIREMENT CONTRIB	02/08/2018	180027	79,145.00	84,630.00	5,485.00	INCREASE THE BUDGET	KE
2018 131-512-204	WORKERS COMPENSATI	02/08/2018	180027	44,058.00	47,280.00	3,222.00	INCREASE THE BUDGET	KE
2018 131-512-206	UNEMPLOYMENT INSUR	02/08/2018	180027	10,530.00	11,276.00	746.00	INCREASE THE BUDGET	KE
			TOTAL AMENDMENTS	5	TOTAL CHANGES	83,819.00		

ACCOUNT NUMBER	ACCOUNT NAME	DATE	AMDMT NUMBER	OLD BUDGET AMOUNT	AMENDED BUDGET AMOUNT	AMOUNT OF CHANGE	DESCRIPTION	CLK
2018 132-352-400	GRANT PROCEEDS	11/30/2017	180016	00	69,350.00	69,350.00-	INCREASE BUDGETS FOR BODY	KE
2018 132-352-400	GRANT PROCEEDS	12/14/2017	180020	00	97,860.06-	28,510.06-	ESTABLISH BUDGET FOR THERMA	SH
	TOTAL AMENDMENTS			2	TOTAL CHANGES	97,860.06-		
2018 132-367-000	GENERAL DONATION V	11/02/2017	180010	00	3,800.00-	3,800.00-	INCREASE SHERIFF BUDGET FOR	PT
2018 132-367-000	GENERAL DONATION V	11/30/2017	180017	00	7,600.00-	3,800.00-	INCREASE BUDGET FOR K-9 DON	KE
2018 132-367-000	GENERAL DONATION V	11/30/2017	180017	00	3,800.00-	3,800.00-	VOID B/A #17 - DUPLICATE OF	SH
	TOTAL AMENDMENTS			3	TOTAL CHANGES	3,800.00-		
2018 132-370-104	INSURANCE PROCEEDS	04/04/2018	180045	00	2,112.40-	2,112.40-	INCREASE REVENUE/EXPENSE TA	SH
	TOTAL AMENDMENTS			1	TOTAL CHANGES	2,112.40-		
2018 132-380-200	FINANCING ISSURANC	12/13/2017	180019	00	543,902.85-	393,902.85-	ESTABLISH ADD. BUDGET-VEHIC	KE
	TOTAL AMENDMENTS			1	TOTAL CHANGES	393,902.85-		
2018 132-560-103	SALARIES - EMPLOYE	02/08/2018	180027	00	1,431,885.00	31,885.00	INCREASE THE BUDGET	KE
2018 132-560-201	SOCIAL SECURITY TA	02/08/2018	180027	00	106,329.00	2,439.00	INCREASE THE BUDGET	KE
2018 132-560-203	RETIREMENT CONTRIB	02/08/2018	180027	00	110,785.00	2,532.00	INCREASE THE BUDGET	KE
2018 132-560-204	WORKERS COMPENSATI	02/08/2018	180027	00	54,020.00	1,487.00	INCREASE THE BUDGET	KE
2018 132-560-206	UNEMPLOYMENT INSUR	02/08/2018	180027	00	13,885.00	3,445.00	INCREASE THE BUDGET	KE
2018 132-560-337	LAW ENFORCEMENT SU	11/02/2017	180010	00	10,000.00	3,800.00	INCREASE SHERIFF BUDGET FOR	PT
2018 132-560-337	LAW ENFORCEMENT SU	11/30/2017	180017	00	17,600.00	3,800.00	INCREASE BUDGET FOR K-9 DON	KE
2018 132-560-337	LAW ENFORCEMENT SU	11/30/2017	180017	00	13,800.00	3,800.00	VOID B/A #17 - DUPLICATE OF	SH
2018 132-560-416	AUTOPSITES & FORENS	05/02/2018	180060	00	5,000.00	2,500.00	LINE ITEM TRANSFER	SH
2018 132-560-416	AUTOPSITES & FORENS	05/02/2018	180060	00	8,000.00	3,000.00	TO COVER EXPENSES	SH
2018 132-560-454	REPAIR & MAINT - F	04/04/2018	180046	00	2,000.00	1,112.40	INCREASE REVENUE/EXPENSE TA	SH
2018 132-560-455	TIRES & TUBES	05/02/2018	180060	00	5,000.00	2,000.00	TO COVER EXPENSES	SH
2018 132-560-471	EQUIPMENT PURCHASE	11/30/2017	180017	00	21,500.00	2,500.00	LINE ITEM TRANSFER	SH
2018 132-560-471	EQUIPMENT PURCHASE	12/14/2017	180020	00	74,350.00	69,350.00	ESTABLISH BUDGETS FOR BODY	KE
2018 132-560-571	EQUIPMENT PURCHASE	12/14/2017	180020	00	102,860.81	28,510.06	ESTABLISH BUDGET FOR THERMA	SH
2018 132-560-575	SHERIFF'S AUTO PUR	04/04/2018	180041	00	143,460.81	40,600.75	LINE ITEM TRANSFER TO OUTFI	KE
2018 132-560-588	INTEREST ON DEBT P	12/13/2017	180019	00	543,902.85	393,902.85	ESTABLISH ADD. BUDGET-VEHIC	KE
2018 132-560-589	EQUIPMENT PAYMENTS	04/04/2018	180041	00	11,847.62	2,600.75-	LINE ITEM TRANSFER TO OUTFI	SH
	EXPENDITURES - SHERIFF OFFICE			19	TOTAL CHANGES	38,000.00-		
	TOTAL AMENDMENTS			19	TOTAL CHANGES	536,363.31		
2018 261-700-021	TRANSFER TO R&B #1	04/23/2018	180057	00	7.84	7.84	CLOSE FUNDS	SH
	TOTAL AMENDMENTS			1	TOTAL CHANGES	7.84		
2018 540-344-101	PRE TRIAL FEES	10/04/2017	180001	00	48,391.00-	48,391.00-	RECORD BUDGET FIGURES	KE
2018 540-344-104	DRUG TESTING	10/04/2017	180001	00	1,000.00-	1,000.00-	RECORD BUDGET FIGURES	KE
2018 540-344-105	GPS/ELM	10/04/2017	180001	00	13,000.00-	13,000.00-	RECORD BUDGET FIGURES	KE
	TOTAL AMENDMENTS			3	TOTAL CHANGES	62,391.00-		
2018 540-570-103	SALARIES - EMPLOYE	10/04/2017	180001	00	22,525.00	22,525.00	RECORD BUDGET FIGURES	KE
2018 540-570-107	SALARIES - EXTRA H	10/04/2017	180001	00	3,623.00	3,623.00	RECORD BUDGET FIGURES	KE
2018 540-570-201	SOCIAL SECURITY TA	10/04/2017	180001	00	2,000.00	2,000.00	RECORD BUDGET FIGURES	KE
2018 540-570-202	GROUP INSURANCE	10/04/2017	180001	00	7,000.00	7,000.00	RECORD BUDGET FIGURES	KE
2018 540-570-203	RETIREMENT CONTRIB	10/04/2017	180001	00	2,029.00	2,029.00	RECORD BUDGET FIGURES	KE
2018 540-570-206	UNEMPLOYMENT INSUR	10/04/2017	180001	00	282.00	282.00	RECORD BUDGET FIGURES	KE
2018 540-570-310	SUPPLIES	10/04/2017	180001	00	6,102.00	6,102.00	RECORD BUDGET FIGURES	KE
2018 540-570-408	CONTRACT SERVICES	10/04/2017	180001	00	18,830.00	18,830.00	RECORD BUDGET FIGURES	KE
	TOTAL AMENDMENTS			8	TOTAL CHANGES	62,391.00		
2018 541-333-101	STATE AID - SUPERV	10/04/2017	180006	00	149,381.00-	149,381.00-	RECORD BUDGET FIGURES	KE



ACCOUNT NUMBER	ACCOUNT NAME	DATE	AMDMT NUMBER	OLD BUDGET AMOUNT	AMENDED BUDGET AMOUNT	AMOUNT OF CHANGE	DESCRIPTION	CLK
2018 541-333-107	SAFPP PAYMENTS	10/04/2017	180006		2,500.00-	2,500.00-	RECORD BUDGET FIGURES	KE
	TOTAL AMENDMENTS				2,500.00-	151,881.00-		
2018 541-344-100	PROBATION FEES	10/04/2017	180006		395,208.00-	395,208.00-	RECORD BUDGET FIGURES	KE
2018 541-344-104	DRUG TESTING	10/04/2017	180006		21,000.00-	21,000.00-	RECORD BUDGET FIGURES	KE
2018 541-344-105	GLOBAL POSITIONING	10/04/2017	180006		2,880.00-	2,880.00-	RECORD BUDGET FIGURES	KE
2018 541-344-110	POLYGRAPH FEE	10/04/2017	180006		700.00-	700.00-	RECORD BUDGET FIGURES	KE
	TOTAL AMENDMENTS				150.00-	419,788.00-		
2018 541-360-100	DEPOSITORY INTERES	10/04/2017	180006		150.00-	150.00-	RECORD BUDGET FIGURES	KE
	TOTAL AMENDMENTS				150.00-	150.00-		
2018 541-570-102	SALARY-CHIEF PROBA	10/04/2017	180006		82,800.00	82,800.00	RECORD BUDGET FIGURES	KE
2018 541-570-103	SALARIES - EMPLOYE	10/04/2017	180006		296,538.00	296,538.00	RECORD BUDGET FIGURES	KE
2018 541-570-201	SOCIAL SECURITY TA	10/04/2017	180006		29,019.00	29,019.00	RECORD BUDGET FIGURES	KE
2018 541-570-203	RETIREMENT CONTRIB	10/04/2017	180006		29,437.00	29,437.00	RECORD BUDGET FIGURES	KE
2018 541-570-206	UNEMPLOYMENT INSUR	10/04/2017	180006		4,097.00	4,097.00	RECORD BUDGET FIGURES	KE
2018 541-570-310	SUPPLIES/OPERATION	10/04/2017	180006		18,250.00	18,250.00	RECORD BUDGET FIGURES	KE
2018 541-570-408	CONTRACT SERVICES	10/04/2017	180006		13,855.00	13,855.00	RECORD BUDGET FIGURES	KE
2018 541-570-419	PROFESSIONAL FEES	10/04/2017	180006		25,121.00	25,121.00	RECORD BUDGET FIGURES	KE
2018 541-570-420	TELEPHONE - UTILIT	10/04/2017	180006		3,875.00	3,875.00	RECORD BUDGET FIGURES	KE
2018 541-570-428	TRAVEL	10/04/2017	180006		8,250.00	8,250.00	RECORD BUDGET FIGURES	KE
2018 541-570-522	FURNISHED TRAVEL	10/04/2017	180006		5,500.00	5,500.00	RECORD BUDGET FIGURES	KE
2018 541-570-529	EQUIPMENT	10/04/2017	180006		8,100.00	8,100.00	RECORD BUDGET FIGURES	KE
	EXPENDITURES - SUPERVISION				12,143.00-	524,842.00		
	TOTAL AMENDMENTS				12,516.00	12,516.00		
2018 541-700-543	TRANSFER TO HIGH R	10/04/2017	180006		34,461.00	34,461.00	RECORD BUDGET FIGURES	KE
2018 541-700-559	TRANSFER TO MENTAL	10/04/2017	180006		46,977.00	46,977.00	RECORD BUDGET FIGURES	KE
	TOTAL AMENDMENTS				21,143.00-	21,143.00-		
2018 542-344-101	CIVIL REVENUE	10/04/2017	180002		6,717.00	6,717.00	RECORD BUDGET FIGURES	KE
	TOTAL AMENDMENTS				3,623.00	3,623.00		
2018 542-570-103	SALARIES	10/04/2017	180002		791.00	791.00	RECORD BUDGET FIGURES	KE
2018 542-570-107	EXTRA HELP	10/04/2017	180002		2,581.00	2,581.00	RECORD BUDGET FIGURES	KE
2018 542-570-201	SOCIAL SECURITY TA	10/04/2017	180002		802.00	802.00	RECORD BUDGET FIGURES	KE
2018 542-570-202	GROUP INSURANCE	10/04/2017	180002		112.00	112.00	RECORD BUDGET FIGURES	KE
2018 542-570-203	RETIREMENT CONTRIB	10/04/2017	180002		6,517.00	6,517.00	RECORD BUDGET FIGURES	KE
2018 542-570-206	UNEMPLOYMENT	10/04/2017	180002		21,143.00	21,143.00	RECORD BUDGET FIGURES	KE
	TOTAL AMENDMENTS				29,931.00-	29,931.00-		
2018 543-333-103	STATE AID - SUBSTA	10/04/2017	180004		12,516.00-	12,516.00-	RECORD BUDGET FIGURES	KE
	TOTAL AMENDMENTS				12,516.00-	12,516.00-		
2018 543-390-541	TRANSFER FROM SUP	10/04/2017	180004		36,246.00	36,246.00	RECORD BUDGET FIGURES	KE
	TOTAL AMENDMENTS				2,773.00	2,773.00		
2018 543-573-103	SALARIES - EMPLOYE	10/04/2017	180004		2,813.00	2,813.00	RECORD BUDGET FIGURES	KE
2018 543-573-201	SOCIAL SECURITY TA	10/04/2017	180004		391.00	391.00	RECORD BUDGET FIGURES	KE
2018 543-573-203	RETIREMENT CONTRIB	10/04/2017	180004		224.00	224.00	RECORD BUDGET FIGURES	KE
2018 543-573-206	UNEMPLOYMENT INSUR	10/04/2017	180004		42,447.00	42,447.00	RECORD BUDGET FIGURES	KE
2018 543-573-419	PROFESSIONAL FEES	10/04/2017	180004				RECORD BUDGET FIGURES	KE
	EXPENDITURES - SUBSTANCE ABUSE				5,000.00	5,000.00		
	TOTAL AMENDMENTS				36,246.00	36,246.00		

ACCOUNT NUMBER	ACCOUNT NAME	DATE	AMDMT NUMBER	OLD BUDGET AMOUNT	AMENDED BUDGET AMOUNT	AMOUNT OF CHANGE	DESCRIPTION	CLK
2018 544-333-104	STATE AID - OFFEND	10/04/2017	180003	1	53,330.00-	53,330.00-	RECORD BUDGET FIGURES	KE
	TOTAL AMENDMENTS			1	53,330.00-	53,330.00-		
2018 544-574-103	SALARIES-EMPLOYEES	10/04/2017	180003	.00	45,437.00	45,437.00	RECORD BUDGET FIGURES	KE
2018 544-574-201	SOCIAL SECURITY TA	10/04/2017	180003	.00	3,476.00	3,476.00	RECORD BUDGET FIGURES	KE
2018 544-574-203	RETIREMENT CONTRIB	10/04/2017	180003	.00	3,526.00	3,526.00	RECORD BUDGET FIGURES	KE
2018 544-574-206	UNEMPLOYMENT INSUR	10/04/2017	180003	.00	491.00	491.00	RECORD BUDGET FIGURES	KE
2018 544-574-419	PROFESSIONAL FEES	10/04/2017	180003	.00	400.00	400.00	RECORD BUDGET FIGURES	KE
	TOTAL AMENDMENTS			5	53,330.00	53,330.00		
2018 546-390-101	YOUTH COMMUN SERV	04/05/2018	180050	1	300.00-	300.00-	INCREASE REV. AND EXP-MINI	KE
	TOTAL AMENDMENTS			1	300.00-	300.00-		
2018 546-582-102	SALARY EMPLOYEE	11/30/2017	180015	18,298.00	15,604.00	2,694.00-	LINE ITEM TRANSFER	KE
2018 546-582-340	YOUTH COMMUNT SERV	04/05/2018	180050	.00	300.00	300.00	INCREASE REV. AND EXP-MINI	KE
2018 546-582-427	TRAINING	11/30/2017	180015	1,500.00	4,194.00	2,694.00	LINE ITEM TRANSFER	KE
	TOTAL AMENDMENTS			3	300.00	300.00		
2018 547-581-414	MH COUNSELLING - R	10/11/2017	180008	8,928.00	8,390.00	538.00-	LINE ITEM TRANSFER	KE
2018 547-581-414	MH COUNSELLING - R	10/11/2017	180008	8,390.00	6,462.00	1,928.00-	LINE ITEM TRANSFER	KE
2018 547-581-432	PSYCHOLOGICAL -R A	10/11/2017	180008	.00	1,928.00	1,928.00	LINE ITEM TRANSFER	KE
	TOTAL AMENDMENTS			3	538.00-	538.00-		
2018 549-585-413	MH SCREENING	03/20/2018	180039	2,940.00	3,500.00	560.00	LINE ITEM TRANSFERS	KE
2018 549-585-414	MENTAL HEALTH COUN	03/20/2018	180039	9,660.00	5,320.00	4,340.00-	LINE ITEM TRANSFERS	KE
	TOTAL AMENDMENTS			2	3,780.00-	3,780.00-		
2018 549-588-413	MH COUNSELLING	03/20/2018	180039	1,470.00	5,250.00	3,780.00	LINE ITEM TRANSFERS	KE
	TOTAL AMENDMENTS			1	3,780.00	3,780.00		
2018 552-333-117	ETCOG REIMBURSEMEN	02/16/2018	180031	6,000.00-	5,000.00-	1,000.00	REDUCE THE BUDGET	KE
	TOTAL AMENDMENTS			1	1,000.00	1,000.00		
2018 552-582-410	PSYCHOLOGICALS-ETC	02/16/2018	180030	6,000.00	5,000.00	1,000.00-	REDUCE THE BUDGET	KE
	TOTAL AMENDMENTS			1	1,000.00-	1,000.00-		
2018 559-333-103	STATE AID - MENTAL	10/04/2017	180005	1	34,473.00-	34,473.00-	RECORD BUDGET FIGURES	KE
	TOTAL AMENDMENTS			1	34,473.00-	34,473.00-		
2018 559-390-541	TRANSFER FROM SUPE	10/04/2017	180005	1	34,461.00-	34,461.00-	RECORD BUDGET FIGURES	KE
	TOTAL AMENDMENTS			1	34,461.00-	34,461.00-		
2018 559-570-103	SALARIES - EMPLOYE	10/04/2017	180005	.00	58,953.00	58,953.00	RECORD BUDGET FIGURES	KE
2018 559-570-201	SOCIAL SECURITY	10/04/2017	180005	.00	4,510.00	4,510.00	RECORD BUDGET FIGURES	KE
2018 559-570-203	RETIREMENT CONTRIB	10/04/2017	180005	.00	4,575.00	4,575.00	RECORD BUDGET FIGURES	KE
2018 559-570-206	UNEMPLOYMENT INSUR	10/04/2017	180005	.00	637.00	637.00	RECORD BUDGET FIGURES	KE
2018 559-570-419	PROFESSIONAL FEES	10/04/2017	180005	.00	259.00	259.00	RECORD BUDGET FIGURES	KE
	TOTAL AMENDMENTS			5	68,934.00	68,934.00		
2018 567-435-310	OFFICE SUPPLIES	02/21/2018	180034	1,200.00	2,400.00	1,200.00	LINE ITEM TRANSFER	SH
2018 567-435-420	TELEPHONE	02/21/2018	180034	1,200.00	1,200.00-	1,200.00-	LINE ITEM TRANSFER	SH
	TOTAL AMENDMENTS			2	.00	.00		
2018 595-334-200	STATE LEASE ALLOCA	04/04/2018	180049	3,500.00-	5,106.69-	1,606.69-	PROVIDE AVAILABLE FUNDS FOR SH	SH
	TOTAL AMENDMENTS			1	1,606.69-	1,606.69-		

ACCOUNT NUMBER	ACCOUNT NAME	DATE	AMDMT NUMBER	OLD BUDGET AMOUNT	AMENDED BUDGET AMOUNT	AMOUNT OF CHANGE	DESCRIPTION	PROVIDE AVAILABLE FUNDS FOR	CLK
2018 595-560-427	TRAINING EXPENDITURES - SHERIFF TLEOSE	04/04/2018	180049	5,000.00	15,000.00	10,000.00	PROVIDE AVAILABLE FUNDS FOR	SH	
			TOTAL AMENDMENTS	1	TOTAL CHANGES	10,000.00			
2018 602-700-010	TRANSFER TO GENERA	04/23/2018	180057	.00	9.08	9.08	CLOSE FUNDS	SH	
			TOTAL AMENDMENTS	1	TOTAL CHANGES	9.08			
2018 802-700-010	TRANSFER TO GENERA	04/23/2018	180055	.00	2,600.00	2,600.00	INCREASE FROM RESERVE NO BU	SH	
			TOTAL AMENDMENTS	1	TOTAL CHANGES	2,600.00			
2018 803-491-495	MISCELLANEOUS EXPENDITURES - HISTORICAL COMM	04/23/2018	180055	.00	7,121.25	7,121.25	TRANSFER FUNDS FROM FEMA	SH	
			TOTAL AMENDMENTS	1	TOTAL CHANGES	7,121.25			
2018 804-330-114	DISASTER RELIEF-FE	12/14/2017	180022	7,121.25	9,527.76	2,406.51	TRANSFER FUNDS FROM FEMA	SH	
			TOTAL AMENDMENTS	3	TOTAL CHANGES	157,053.25			
2018 804-330-114	DISASTER RELIEF-FE	12/14/2017	180023	9,527.76	166,581.01	157,053.25	TRANSFER FUNDS FROM FEMA	SH	
			TOTAL AMENDMENTS	3	TOTAL CHANGES	166,581.01			
2018 804-700-021	TRANSFER TO RB #1	12/14/2017	180024	.00	2,406.51	2,406.51	TRANSFER FUNDS FROM FEMA	SH	
			TOTAL AMENDMENTS	1	TOTAL CHANGES	2,406.51			
2018 804-700-022	TRANSFER TO RB #2	12/14/2017	180022	.00	7,121.25	7,121.25	TRANSFER FUNDS FROM FEMA	SH	
			TOTAL AMENDMENTS	3	TOTAL CHANGES	166,581.01			
2018 806-330-114	DISASTER RELIEF -	12/14/2017	180022	.00	285,635.94	285,635.94	TRANSFER FUNDS FROM FEMA	SH	
			TOTAL AMENDMENTS	1	TOTAL CHANGES	285,635.94			
2018 806-700-024	TRANSFER TO R & B	12/14/2017	180022	.00	285,635.94	285,635.94	TRANSFER FUNDS FROM FEMA	SH	
			TOTAL AMENDMENTS	1	TOTAL CHANGES	285,635.94			



P.O. Box 3188 • Longview, Texas 75606 • 903-237-5500

MEMBER FDIC

EQUAL HOUSING LENDER



Return Service Requested

Date 4/30/18  
PRIMARY ACCOUNT  
ENCLOSURES

Page 1  
1910512  
361



TXBT  
TREASURER OF VAN ZANDT COUNTY  
FINANCIAL CLEARING  
121 E DALLAS RM 101  
CANTON TX 75103-1496

C H E C K I N G   A C C O U N T

PUBLIC FUNDS CHECKING		NUMBER OF ENCLOSURES	361
ACCOUNT NUMBER	1910512	Statement Dates	4/02/18 thru 4/30/18
PREVIOUS BALANCE	2,505,597.17	DAYS IN STATEMENT PERIOD	29
21 DEPOSITS	1,328,980.69	AVERAGE LEDGER	2,367,134.33
376 CHECKS/DEBITS	1,775,619.65	AVERAGE COLLECTED	2,363,089.52
SERVICE CHARGE	.00		
INTEREST PAID	.00		
CURRENT BALANCE	2,058,958.21		

D E P O S I T S   A N D   O T H E R   C R E D I T S

Date	Description	Amount
4/02	INV-PAYMTS HEALTH HUMAN SVC CTX	18.00
4/04	PAY           VZ CO APPRAISAL PPD	50,040.15
4/04	PAY           VZ CO APPRAISAL PPD	327,035.50
4/05	DEPOSIT	1,737.80
4/05	DEPOSIT	104,073.60
4/11	DEPOSIT	104,659.97
4/12	INV-PAYMTS OFC COURT ADMIN CTX	12,427.50
4/13	INV-PAYMTS TX AGRICULTURE CTX	1,500.50
4/13	DEPOSIT	162,828.83
4/16	MISC PAY DOJ TREAS 310 CCD 756002190150400	1,753.00
4/19	INV-PAYMTS CPA STATE FISCAL CTX	9,718.08
4/19	INV-PAYMTS CPA STATE FISCAL CTX	10,946.64
4/19	INV-PAYMTS JUVENILE JUSTICE CTX	43,843.00
4/20	INV-PAYMTS COMP JUDICIARY CTX	326.54
4/20	INV-PAYMTS GOVERNOR FISCAL CTX	10,742.90

NOTICE: SEE REVERSE SIDE FOR IMPORTANT INFORMATION

J12362



TXBT-021-012291-001-020-180501 012362 X06  
75103149626



Date 4/30/18  
 PRIMARY ACCOUNT  
 ENCLOSURES

Page 2  
 1910512  
 361

TREASURER OF VAN ZANDT COUNTY  
 FINANCIAL CLEARING  
 121 E DALLAS RM 101  
 CANTON TX 75103

PUBLIC FUNDS CHECKING 1910512 (Continued)

DEPOSITS AND OTHER CREDITS

Date	Description	Amount
4/23	INV-PAYMTS JUVENILE JUSTICE CTX	6,128.39
4/23	DEPOSIT	73,448.11
4/23	DEPOSIT	389,403.79
4/25	INV-PAYMTS TX DPT CRIML JST CTX	1,183.00
4/26	DEPOSIT	16,405.39
4/27	INV-PAYMTS TX DPT CRIML JST CTX	760.00

WITHDRAWALS AND OTHER DEBITS

Date	Description	Amount
4/03	Transf to Jury Clearing Jury checks Confirmation number 403180172	440.00-
4/04	Transf to Payroll clearing 4/6/2018 Confirmation number 404180333	213,584.16-
4/05	PAYMENTS NATIONWIDE PPD	2,875.00-
4/05	PAYMENT BANKCARD \TEL	2,922.90-
4/05	USATAXPYMT IRS CCD 220849505926266	61,948.02-
4/06	CHILDSUPP Texas SDU CCD 180950000662612	968.62-
4/06	FLEET DEBI WEX INC CCD 9100000739575	11,448.49-
4/09	INVESTMENT BFDS CCD 612134000180404	150.00-
4/10	Transf to Debt Services March 2018 Confirmation number 410180380	19,892.59-
4/16	RECEIVABLE TEXAS COUNTY DRS CCD 0333	82,504.22-
4/19	Transf to Payroll clearing Payroll 4/20/2018	212,234.99-

TXBT-021-012291-001-020-180501 012362 X06

Date 4/30/18  
PRIMARY ACCOUNT  
ENCLOSURES

Page 3  
1910512  
361

TREASURER OF VAN ZANDT COUNTY  
FINANCIAL CLEARING  
121 E DALLAS RM 101  
CANTON TX 75103

PUBLIC FUNDS CHECKING

1910512 (Continued)

Date	Description	Amount
	WITHDRAWALS AND OTHER DEBITS	
	Confirmation number 419180245	
4/20	PAYMENTS NATIONWIDE PPD	2,875.00-
4/20	USATAXPYMT IRS CCD 220851022496777	61,458.71-
4/23	CHILDSUPP Texas SDU CCD 181100000677255	968.62-
4/23	FLEET DEBI WEX INC CCD 9100000739575	11,848.70-
4/24	WIRE TRANSFER DEBIT PAUL HIGHTOWER 111000614 465236821 PO BOX 684 ARGYLE TX 76226 CHASE BANK FLOWER MOUND TX 20180424MMQFMPJR000046 20180424B1QGC01R034927 04241332FT03	27,687.19-
4/24	Transf to Jury Clearing Jury Transfer Confirmation number 424180221	636.00-
4/30	REF: VAN ZANDT COUNTY CSCD 023 WIRE TRANSFER DEBIT TDCJ	3,302.20-
4/30	DD WEBFILE TAX PYMT CCD 902/30371594	1,300.32-
4/30	DD WEBFILE TAX PYMT CCD 902/30371833	11,274.22-
4/30	DD WEBFILE TAX PYMT CCD 902/30375783	25,940.63-
4/30	DD WEBFILE TAX PYMT CCD 902/30379337	95,811.42-

---



Date 4/30/18  
 PRIMARY ACCOUNT  
 ENCLOSURES

Page 4  
 1910512  
 361

TREASURER OF VAN ZANDT COUNTY  
 FINANCIAL CLEARING  
 121 E DALLAS RM 101  
 CANTON TX 75103

PUBLIC FUNDS CHECKING

1910512 (Continued)

CHECKS IN NUMERICAL ORDER					
Date	Check No	Amount	Date	Check No	Amount
4/06	59185	510.00	4/09	61306	49.90
4/09	60751*	600.53	4/11	61307	80.55
4/12	60950*	69,349.84	4/13	61308	65.00
4/11	60976*	367.33	4/16	61309	38.30
4/11	60977	335.80	4/13	61310	99.90
4/03	60995*	31.00	4/06	61311	102.21
4/04	61013*	129.65	4/12	61312	50.00
4/19	61015*	600.53	4/12	61313	850.00
4/05	61023*	600.53	4/10	61314	165.65
4/11	61035*	60.00	4/10	61315	125.00
4/09	61056*	600.53	4/23	61317*	924.49
4/02	61145*	132.34	4/12	61318	275.00
4/06	61146	46.48	4/09	61319	106.89
4/06	61154*	100.00	4/13	61320	229.70
4/03	61159*	200.00	4/12	61321	704.23
4/03	61161*	492.00	4/11	61322	392.00
4/02	61171*	167.30	4/10	61323	83.66
4/02	61176*	45.04	4/20	61324	1,095.03
4/02	61187*	102.07	4/09	61325	1,238.07
4/03	61202*	140.12	4/11	61326	3,686.79
4/04	61209*	92.00	4/12	61327	483.00
4/13	61210	587.58	4/13	61328	48.60
4/03	61228*	549.72	4/12	61329	39.98
4/03	61249*	97.50	4/12	61330	23.66
4/11	61250	130.00	4/12	61331	506.82
4/03	61251	500.00	4/11	61332	475.00
4/02	61258*	30.23	4/10	61333	1,500.00
4/02	61268*	4,100.00	4/13	61334	1,300.00
4/06	61271*	250.00	4/16	61335	266.89
4/02	61276*	600.00	4/12	61336	1,840.00
4/03	61280*	25.00	4/11	61337	217.03
4/03	61289*	68.31	4/12	61338	751.66
4/16	61295*	2,050.00	4/16	61339	1,599.37
4/04	61297*	169.80	4/16	61340	7.00
4/02	61300*	112.76	4/16	61342*	1,425.00
4/02	61302*	1,400.00	4/26	61343	600.53
4/12	61303	42.65	4/12	61344	97.32
4/12	61304	49.95	4/09	61345	539.98
4/06	61305	230.31	4/17	61347*	1,256.00

\* Indicates break in check number sequence

TXBT-021-012291-001-020-180501 012362 X06

Date 4/30/18  
PRIMARY ACCOUNT  
ENCLOSURES

Page 5  
1910512  
361

TREASURER OF VAN ZANDT COUNTY  
FINANCIAL CLEARING  
121 E DALLAS RM 101  
CANTON TX 75103

PUBLIC FUNDS CHECKING

1910512 (Continued)

CHECKS IN NUMERICAL ORDER

Date	Check No	Amount	Date	Check No	Amount
4/11	61348	1,746.00	4/09	61389	36.00
4/13	61349	229.99	4/09	61390	345.00
4/10	61350	3,562.40	4/11	61391	657.39
4/10	61351	1,704.40	4/23	61392	157.50
4/11	61352	6,858.29	4/10	61393	13,139.99
4/11	61353	523.12	4/13	61394	600.00
4/20	61354	108.07	4/04	61395	33.70
4/24	61355	27.80	4/18	61396	185,900.00
4/11	61356	254.19	4/13	61397	2,150.00
4/09	61357	4,159.25	4/11	61398	60.00
4/11	61358	570.42	4/11	61399	1,045.00
4/12	61359	93.91	4/16	61400	100.00
4/19	61360	23,879.52	4/10	61401	461.05
4/11	61361	53.64	4/09	61402	606.00
4/10	61362	624.00	4/11	61403	120.00
4/17	61363	479.52	4/10	61404	416.61
4/11	61364	430.00	4/10	61405	500.00
4/20	61365	310.50	4/13	61406	2,255.06
4/11	61366	393.19	4/12	61407	3,104.60
4/13	61367	180.00	4/10	61408	205.00
4/10	61368	47.00	4/10	61409	530.95
4/09	61369	1,006.58	4/13	61410	395.00
4/16	61370	166.15	4/13	61411	279.93
4/09	61371	8,340.00	4/18	61412	107.80
4/20	61372	289.00	4/12	61413	220.50
4/11	61373	14,770.05	4/06	61414	595.65
4/18	61374	109.90	4/12	61415	1,475.00
4/17	61375	75.00	4/16	61416	790.00
4/19	61376	600.53	4/06	61417	56.00
4/10	61378*	4,305.00	4/12	61418	16,935.36
4/10	61379	750.00	4/13	61419	600.53
4/18	61380	593.40	4/11	61420	900.00
4/23	61381	720.00	4/13	61422*	450.00
4/16	61382	350.00	4/06	61423	36.00
4/10	61383	750.00	4/09	61424	3,863.55
4/19	61384	154.00	4/06	61425	520.83
4/24	61385	3,061.13	4/06	61426	100.00
4/12	61387*	21.20	4/17	61427	378.00
4/11	61388	294.00	4/11	61428	155.00

\* Indicates break in check number sequence





Date 4/30/18  
 PRIMARY ACCOUNT  
 ENCLOSURES

Page 6  
 1910512  
 361

TREASURER OF VAN ZANDT COUNTY  
 FINANCIAL CLEARING  
 121 E DALLAS RM 101  
 CANTON TX 75103

PUBLIC FUNDS CHECKING

1910512 (Continued)

CHECKS IN NUMERICAL ORDER					
Date	Check No	Amount	Date	Check No	Amount
4/06	61429	520.83	4/12	61471	802.36
4/10	61431*	1,400.00	4/12	61472	1,957.92
4/23	61432	750.00	4/12	61473	201.61
4/11	61433	640.00	4/12	61474	2,352.52
4/05	61434	6,428.88	4/05	61475	3,345.48
4/13	61435	925.00	4/16	61476	112.76
4/10	61436	393.01	4/05	61477	60,842.16
4/12	61437	1,060.98	4/13	61478	158.10
4/16	61438	255.00	4/18	61479	19.75
4/16	61439	297.03	4/12	61480	1,511.82
4/24	61440	15.76	4/12	61481	26,968.26
4/11	61441	106.65	4/13	61482	10,457.25
4/13	61442	255.00	4/16	61483	32,125.00
4/13	61443	85.54	4/18	61484	3,157.99
4/09	61445*	3,259.86	4/24	61485	332.01
4/10	61446	46,570.76	4/24	61486	49.95
4/23	61447	375.00	4/25	61487	30.84
4/10	61448	159.00	4/27	61488	415.23
4/05	61449	5,808.00	4/26	61489	469.27
4/12	61450	600.00	4/26	61490	1,149.00
4/11	61451	139.69	4/25	61491	100.00
4/12	61452	22,564.96	4/24	61493*	100.00
4/17	61453	740.00	4/24	61494	134.00
4/13	61454	115.59	4/30	61495	25.00
4/10	61455	350.00	4/24	61497*	1,069.46
4/17	61456	439.77	4/26	61498	73.00
4/17	61457	792.53	4/25	61499	50.00
4/18	61458	4,009.47	4/23	61500	500.00
4/10	61459	465.50	4/27	61501	868.54
4/05	61460	590.00	4/23	61502	71.26
4/12	61461	16.80	4/26	61503	848.75
4/12	61462	717.45	4/26	61504	108.99
4/17	61464*	204.13	4/25	61505	713.00
4/11	61465	600.53	4/26	61506	396.42
4/12	61466	98.50	4/26	61507	150.00
4/05	61467	2,310.00	4/25	61508	255.00
4/11	61468	498.04	4/24	61509	1,072.00
4/12	61469	2,200.00	4/25	61510	548.50
4/12	61470	48.60	4/24	61511	560.00

\* Indicates break in check number sequence

TREASURER OF VAN ZANDT COUNTY  
 FINANCIAL CLEARING  
 121 E DALLAS RM 101  
 CANTON TX 75103

PUBLIC FUNDS CHECKING

1910512 (Continued)

CHECKS IN NUMERICAL ORDER					
Date	check No	Amount	Date	check No	Amount
4/27	61512	717.60	4/25	61562	90.96
4/27	61513	1,937.50	4/27	61563	1,950.00
4/24	61514	995.03	4/25	61566*	126.00
4/25	61515	4,975.00	4/23	61567	7.00
4/24	61516	7,821.00	4/24	61568	209.64
4/26	61517	173.10	4/27	61569	7,860.43
4/24	61518	33.28	4/26	61570	366.36
4/27	61519	1,500.00	4/24	61571	1,993.94
4/26	61521*	222.20	4/24	61572	967.51
4/25	61522	108.90	4/23	61573	345.50
4/25	61523	477.19	4/24	61574	3.18
4/30	61524	103.69	4/24	61575	952.00
4/30	61525	210.00	4/24	61577*	375.00
4/27	61526	890.39	4/27	61578	600.00
4/30	61528*	4,500.00	4/24	61579	2,625.00
4/25	61529	262.64	4/23	61580	1,058.22
4/24	61531*	89.96	4/26	61581	750.00
4/26	61533*	720.35	4/23	61582	1,158.00
4/25	61534	46.50	4/27	61583	56.00
4/24	61535	2,648.24	4/25	61585*	3,753.90
4/26	61536	5,593.37	4/25	61586	131.41
4/26	61537	17.54	4/24	61587	38.51
4/23	61541*	210.00	4/27	61589*	160.65
4/24	61542	84.54	4/25	61590	17.00
4/24	61543	1,277.35	4/24	61591	495.00
4/24	61544	1,261.86	4/25	61592	500.00
4/24	61545	430.00	4/25	61593	168.21
4/25	61546	100.00	4/24	61594	2,970.00
4/26	61549*	204.96	4/27	61595	212.56
4/25	61550	193.00	4/25	61596	148.99
4/27	61552*	281.99	4/26	61598*	408.06
4/25	61553	6,373.91	4/26	61599	564.00
4/26	61554	634.12	4/18	61600	450.00
4/25	61555	9,412.26	4/24	61601	78.94
4/25	61557*	6.68	4/25	61603*	700.00
4/24	61558	350.00	4/24	61604	3,822.10
4/26	61559	1,000.00	4/25	61605	432.97
4/24	61560	484.62	4/25	61606	600.00
4/24	61561	1,185.92	4/18	61607	611.21

\* Indicates break in check number sequence



Date 4/30/18  
 PRIMARY ACCOUNT  
 ENCLOSURES

Page 8  
 1910512  
 361

TREASURER OF VAN ZANDT COUNTY  
 FINANCIAL CLEARING  
 121 E DALLAS RM 101  
 CANTON TX 75103

PUBLIC FUNDS CHECKING

1910512 (Continued)

CHECKS IN NUMERICAL ORDER

Date	check No	Amount	Date	check No	Amount
4/25	61608	312.50	4/25	61634	293.20
4/24	61609	500.00	4/26	61635	14,886.99
4/26	61610	3,798.08	4/24	61636	136.00
4/24	61611	807.10	4/27	61637	113.30
4/23	61612	671.95	4/23	61638	19.02
4/25	61614*	63.69	4/24	61640*	13.10
4/24	61615	1,250.00	4/24	61641	8,207.00
4/25	61616	400.00	4/25	61642	541.69
4/25	61618*	344.03	4/27	61643	792.53
4/24	61619	230.00	4/24	61644	797.81
4/24	61620	881.99	4/26	61645	146.00
4/30	61621	41.05	4/24	61646	75.29
4/26	61623*	4,100.00	4/30	61647	1,600.00
4/24	61624	3,600.00	4/27	61648	2,078.38
4/25	61625	1,350.00	4/25	61649	225.49
4/30	61626	50.00	4/25	61650	285.94
4/24	61628*	1,000.00	4/23	61651	4,780.00
4/24	61630*	1,495.50	4/24	61652	420.00
4/24	61631	300.00	4/25	61653	189.69
4/19	61632	1,250.00	4/23	61656*	60,842.16
4/25	61633	195.51	4/26	61657	16,347.40

\* Indicates break in check number sequence

DAILY BALANCE INFORMATION

Date	Balance	Date	Balance	Date	Balance
4/02	2,498,925.43	4/11	2,547,199.69	4/20	1,995,535.38
4/03	2,496,381.78	4/12	2,401,610.73	4/23	2,379,108.25
4/04	2,659,448.12	4/13	2,544,472.29	4/24	2,293,456.54
4/05	2,617,588.55	4/16	2,424,138.57	4/25	2,260,114.94
4/06	2,602,103.13	4/17	2,419,773.62	4/26	2,222,791.84
4/09	2,577,200.99	4/18	2,224,814.10	4/27	2,203,116.74
4/10	2,479,099.42	4/19	2,050,602.25	4/30	2,058,958.21

END OF STATEMENT

TXBT-021-012291-001-020-180501 012362 X06

TexPool Participant Services  
 C/O Federated Investors Inc.  
 1001 Texas Avenue, Suite 1400  
 Houston, TX 77002



# Participant Statement

VAN ZANDT COUNTY  
 FINANCIAL CLEARING FUND  
 ATTN TERI PRUITT  
 121 E DALLAS ST STE 101  
 CANTON TX 75103-1496

Statement Period **04/01/2018 - 04/30/2018**

Page 1 of 2

Customer Service **1-866-TEX-POOL**  
 Location ID **000078331**  
 Investor ID **000009623**

## TexPool Update

Did you know that you can update your contact information with TexPool via TexConnect Online without having to complete an additional form? After entering your Location #, PIN and Password, click Maintenance on the blue menu bar to get started!

## TexPool Summary

Pool Name	Beginning Balance	Total Deposits	Total Withdrawals	Total Interest	Current Balance	Average Balance
Texas Local Government Investment Pool	\$10,128,494.47	\$0.00	\$0.00	\$13,906.06	\$10,142,400.53	\$10,128,958.01
<b>Total Dollar Value</b>	<b>\$10,128,494.47</b>	<b>\$0.00</b>	<b>\$0.00</b>	<b>\$13,906.06</b>	<b>\$10,142,400.53</b>	

## Portfolio Value

Pool Name	Pool/Account	Market Value (04/01/2018)	Share Price (04/30/2018)	Shares Owned (04/30/2018)	Market Value (04/30/2018)
Texas Local Government Investment Pool	449/2340100001	\$10,128,494.47	\$1.00	10,142,400.530	\$10,142,400.53
<b>Total Dollar Value</b>		<b>\$10,128,494.47</b>			<b>\$10,142,400.53</b>

## Interest Summary

Pool Name	Pool/Account	Month-to-Date Interest	Year-to-Date Interest
Texas Local Government Investment Pool	449/2340100001	\$13,906.06	\$42,997.24
<b>Total</b>		<b>\$13,906.06</b>	<b>\$42,997.24</b>



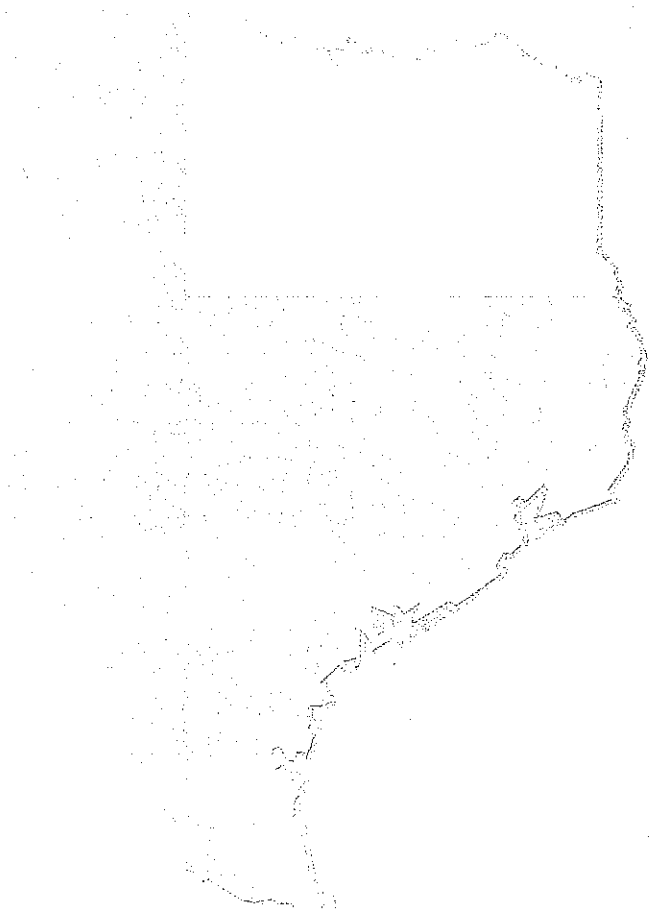
## Transaction Detail

### Texas Local Government Investment Pool

Participant: VAN ZANDT COUNTY

Pool/Account: 449/2340100001

Transaction Date	Settlement Date	Transaction Description	Transaction Dollar Amount	Share Price	Shares This Transaction	Shares Owned
04/01/2018	04/01/2018	BEGINNING BALANCE	\$10,128,494.47	\$1.00		10,128,494.470
04/30/2018	04/30/2018	MONTHLY POSTING	\$13,906.06	\$1.00	13,906.060	10,142,400.530
<b>Account Value as of 04/30/2018</b>			<b>\$10,142,400.53</b>	<b>\$1.00</b>		<b>10,142,400.530</b>





Summary Statement

April 2018

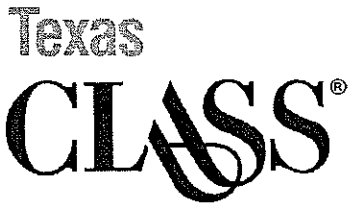
**Van Zandt County**

121 East Dallas Street, Room 101  
 Canton, TX 75103  
 U.S.A.

**TXCLASS**

Average Monthly Yield: 1.95%

	Beginning Balance	Contributions	Withdrawals	Income Earned	Income Earned YTD	Average Daily Balance	Month End Balance
TX-01-0250-0001 FINANCIAL CLEARING	757,633.51	0.00	0.00	1,211.96	4,269.37	758,268.43	758,845.47
<b>Total</b>	<b>757,633.51</b>	<b>0.00</b>	<b>0.00</b>	<b>1,211.96</b>	<b>4,269.37</b>	<b>758,268.43</b>	<b>758,845.47</b>



Account Statement

April 2018

**Van Zandt County**

121 East Dallas Street, Room 101  
 Canton, TX 75103  
 U.S.A.

**TXCLASS TX-01-0250-0001**

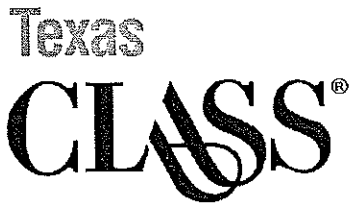
**Summary**

Average Monthly Yield: 1.95%

	Beginning Balance	Contributions	Withdrawals	Income Earned	Average Daily Balance	Month End Balance
TX-01-0250-0001 FINANCIAL CLEARING	757,633.51	0.00	0.00	1,211.96	758,268.43	758,845.47

**Transactions**

Transaction Date	Transaction Description	Contributions & Income Earned	Withdrawals	Balance	Transaction Number
04/01/2018	Beginning Balance			757,633.51	
04/30/2018	Income Earned For The Period	1,211.96			
04/30/2018	Ending Balance			758,845.47	



# Daily Rates

April 2018

## TXCLASS

Date	Dividend Rate	Daily Yield
01-Apr-18	0.000050551	1.85%
02-Apr-18	0.000050825	1.86%
03-Apr-18	0.000051504	1.88%
04-Apr-18	0.000051941	1.90%
05-Apr-18	0.000052077	1.90%
06-Apr-18	0.000052185	1.90%
07-Apr-18	0.000052185	1.90%
08-Apr-18	0.000052185	1.90%
09-Apr-18	0.000052742	1.93%
10-Apr-18	0.000052750	1.93%
11-Apr-18	0.000053016	1.94%
12-Apr-18	0.000053091	1.94%
13-Apr-18	0.000053324	1.95%
14-Apr-18	0.000053324	1.95%
15-Apr-18	0.000053324	1.95%
16-Apr-18	0.000053618	1.96%
17-Apr-18	0.000053604	1.96%
18-Apr-18	0.000053838	1.97%
19-Apr-18	0.000053845	1.97%
20-Apr-18	0.000054112	1.98%
21-Apr-18	0.000054112	1.98%
22-Apr-18	0.000054112	1.98%
23-Apr-18	0.000054112	1.98%
24-Apr-18	0.000054205	1.98%
25-Apr-18	0.000054386	1.99%
26-Apr-18	0.000054417	1.99%
27-Apr-18	0.000054713	2.00%
28-Apr-18	0.000054713	2.00%
29-Apr-18	0.000054713	2.00%
30-Apr-18	0.000054934	2.01%