

Van Zandt County

Monthly Financial & Investment Report


Month Ending June 30, 2018

TO BE RECORDED IN THE JULY 26, 2018 MINUTES

OF THE COMMISSIONERS' COURT

BY VAN ZANDT COUNTY CLERK.

SUBMITTED THIS THE 12TH DAY OF JULY 2018




Kenly Edwards, Treasurer

The Van Zandt County Commissioners' Court, having reviewed the Treasurer's Report as presented, having taken reasonable steps to ensure its accuracy, and based upon presentations of the Treasurer's Office, does hereby approve the Report, subject to the independent auditor's review and does further order that it be filed with the official minutes of this meeting. {LGC 114.026(c)}


In addition, the below signatures affirm that the Treasurers' Report complies with statutes as referenced. {LGC 114.026(d)}S

Don Kirkpatrick, Van Zandt County Judge



Brandon Brown

Commissioner Precinct #1




Virgil Melton, Jr.

Commissioner Precinct #2

Keith Pearson

Commissioner Precinct #3



Tim West

Commissioner Precinct #4

| FUND NAME | CHECKING ACCOUNT | CHECKING AMOUNT | TDOA ACCOUNT | TDOA AMOUNT | FUND TOTAL |
|----------------------------------|------------------------------|-------------------------|--------------|--------------------------|--------------|
| 2018 010 GENERAL FUND | FIN CLEAR AMERICAN CITY JURY | 748,264.65 6,545.00- | TDOA MBIA | 2,897,644.62 1,285.59 | 3,640,649.85 |
| 2018 012 RESERVE FUNDS | FIN CLEAR | | TDOA MBIA | | |
| 2018 015 SHERIFF FORFEITURE FUND | FIN CLEAR AMERICAN | 7,459.67 | TDOA MBIA | 14,691.93 | 22,151.60 |
| 2018 016 DA FORFEITURE FUND | FIN CLEAR | | TDOA MBIA | | |
| | ESCROW #1 | 3,098.17 | | | |
| | ESCROW #2 | 1,816.96 | | | |
| | ESCROW #3 | 1,168.68 | | | |
| | ESCROW #4 | 301.74 | | | |
| | ESCROW #5 | 801.85 | | | |
| | ESCROW #6 | 1,871.00 | | | |
| | ESCROW #7 | 2,467.71 | | | |
| | ESCROW #8 | 6,168.37 | | | |
| | ESCROW #9 | 1,017.55 | | | |
| | ESCROW #10 | 5,076.15 | | | |
| | ESCROW #11 | 2,813.87 | | | |
| | ESCROW #12 | | | | |
| | ESCROW #13 | | | | |
| | ESCROW #14 | | | | |
| | ESCROW #15 | | | | |
| | ESCROW #16 | | | | |
| | ESCROW #17 | | | | |
| | ESCROW #18 | 8,254.64 | | | |
| | ESCROW #19 | 1,532.95 | | | |
| | ESCROW #20 | 3,505.26 | | | |
| | ESCROW #21 | | | | |
| | ESCROW #22 | 2,301.56 | | | |
| | ESCROW #23 | | | | |
| | ESCROW #24 | 12,368.11 | | | |
| | ESCROW #25 | 526.94 | | | |
| | ESCROW #26 | 2,892.98 | | | |
| | ESCROW #27 | 2,919.29 | | | |
| | ESCROW #28 | 2,707.25 | | | |
| | ESCROW #29 | 940.55 | | | |
| | ESCROW #30 | 536.23 | | | |
| | ESCROW #31 | 327.89 | | | |
| | ESCROW #32 | 2,100.23 | | | |
| | ESCROW #33 | 1,122.59 | | | |
| | ESCROW #34 | | | | |
| | ESCROW #35 | 202.21 | | | |
| | ESCROW #36 | 3,122.22 | | | |
| | ESCROW #37 | | | | |
| | ESCROW #38 | | | | |
| | ESCROW #39 | | | | |
| | ESCROW #40 | | | | |
| | ESCROW #41 | | | | |
| | ESCROW #42 | 1,476.27 | | | |
| | ESCROW #43 | 1,423.61 | | | |
| | ESCROW #44 | | | | |
| | ESCROW #45 | | | | |

FUND TOTAL

TDOA AMOUNT

CHECKING AMOUNT

TDOA AMOUNT

FUND NAME

CHECKING ACCOUNT
 ESCROW #46
 ESCROW #47
 ESCROW #48
 ESCROW #49
 ESCROW #50
 ESCROW #51
 ESCROW #52
 ESCROW #53
 ESCROW #54
 ESCROW #55
 ESCROW #56
 ESCROW #57
 ESCROW #58
 ESCROW #59
 ESCROW #60
 ESCROW #61
 ESCROW #62
 ESCROW #63
 ESCROW #64
 ESCROW #65
 ESCROW #66
 ESCROW #67
 ESCROW #68
 ESCROW #69
 ESCROW #70
 ESCROW #71
 ESCROW #72
 ESCROW #73
 ESCROW #74
 ESCROW #75
 ESCROW #76
 ESCROW #77
 ESCROW #78
 ESCROW #79
 ESCROW #80
 ESCROW #81
 ESCROW #82
 ESCROW #83
 ESCROW #84
 ESCROW #85
 ESCROW #86
 ESCROW #87
 ESCROW #88

FIN CLEAR

2018 017 BUILDING SECURITY FUND

2018 018 JUSTICE COURT BLDG SECURITY FIN CLEAR

2018 019 DA FORFEITURE FUND
 ESCROW #13
 ESCROW #14
 ESCROW #15
 ESCROW #16
 ESCROW #45

2018 021 ROAD & BRIDGE - PCT. 1
 FIN CLEAR

368.85
 2,627.85
 184.06
 5,021.42
 1,158.46
 4,283.11
 2,316.38
 354.11
 4,028.41
 638.93
 780.01

TDOA MBIA

7,747.83

1,753.26

986.88
 1,160.89
 6,478.26
 2,946.04
 1,679.05

178,587.04

96,624.42

7,747.83

10,808.67

9,055.41

13,251.12

655,624.41

| FUND NAME | CHECKING ACCOUNT | CHECKING AMOUNT | TDOA ACCOUNT | TDOA AMOUNT | FUND TOTAL |
|--|------------------|-----------------|--------------|-------------|--------------|
| 2018 022 ROAD & BRIDGE - PCT. 2 | FIN CLEAR | 141,007.12 | TDOA MBIA | 625,089.47 | 834,214.91 |
| 2018 023 ROAD & BRIDGE - PCT. 3 | FIN CLEAR | 153,802.32 | TDOA MBIA | 508,603.54 | 1,274,700.13 |
| 2018 024 ROAD & BRIDGE - PCT. 4 | FIN CLEAR | 185,369.04 | TDOA MBIA | 712,625.78 | 866,428.75 |
| 2018 026 ROAD & BRIDGE - GEN | FIN CLEAR | 2,535.51 | TDOA MBIA | 604,291.88 | 790,011.86 |
| 2018 031 COUNTY ROAD FUND - PCT. 1 | FIN CLEAR | | TDOA MBIA | 350.94 | 8,137.96 |
| 2018 032 COUNTY ROAD FUND - PCT. 2 | FIN CLEAR | 434.00- | TDOA MBIA | 5,602.45 | |
| 2018 033 COUNTY ROAD FUND - PCT. 3 | FIN CLEAR | | TDOA MBIA | | 434.00- |
| 2018 034 COUNTY ROAD FUND - PCT. 4 | FIN CLEAR | | TDOA MBIA | | |
| 2018 035 VICTIM COORDINATOR GRANT | FIN CLEAR | 9,735.20- | TDOA MBIA | 32,708.01 | 9,735.20- |
| 2018 036 DA FORFEITURE FUND II | FIN CLEAR | 3,584.49 | TDOA MBIA | 5,659.96 | 36,292.50 |
| 2018 037 CONSTABLE PCT #4 SEIZURE | FIN CLEAR | 760.89 | TDOA MBIA | 48,603.49 | 6,420.85 |
| 2018 040 COUNTY LAW LIBRARY FUND | FIN CLEAR | 5,456.67 | TDOA MBIA | | 54,060.16 |
| 2018 042 COUNTY FREE LIBRARY | FIN CLEAR | 39,949.17 | TDOA MBIA | | 39,949.17 |
| 2018 043 COMMUNITY LIBRARY CONTRIBUTIFIN CLEAR | FIN CLEAR | 441.10 | TDOA MBIA | | 441.10 |
| 2018 047 DIGITIZE RECORDS | FIN CLEAR | 3,308.80 | TDOA MBIA | 66,556.68 | 69,865.48 |
| 2018 048 SUPPLEMENTAL GUARDIANSHIP | FIN CLEAR | 1,164.28 | TDOA | 28,320.76 | 29,485.04 |
| 2018 049 COUNTY CHILD ABUSE PREVENTIOFIN CLEAR | FIN CLEAR | 873.13 | TDOA | 6,037.59 | 6,910.72 |
| 2018 050 COURT RELATED PROGRAMS | FIN CLEAR | 817.53 | TDOA MBIA | 15,213.40 | 16,030.93 |
| 2018 052 COUNTY & DISTRICT TECH FUND FIN CLEAR | FIN CLEAR | 657.88 | TDOA MBIA | 5,036.36 | 5,694.24 |

| FUND NAME | CHECKING ACCOUNT | CHECKING AMOUNT | TDOA ACCOUNT | TDOA AMOUNT | FUND TOTAL |
|--|---------------------|--------------------|-----------------|--------------------------|---------------|
| 2018 053 CAPITALCREDITSECONOMICDEVELOP | FIN CLEAR | 617.40 | TDOA | 212,402.55 | 213,019.95 |
| 2018 054 DISTRICT CLERK TECHNOLOGY FUFIN | FIN CLEAR | 6,045.11 | TDOA | 18,426.17 | 24,471.28 |
| 2018 055 CHAPTER 19 | FIN CLEAR | 15.96 | TDOA MBIA | | 15.96 |
| 2018 056 COUNTY RECORDS FUND | FIN CLEAR | 9,385.02 | TDOA MBIA | 103,921.84 | 113,306.86 |
| 2018 057 COUNTY CLERK RECORDS FUND | FIN CLEAR | 4,010.67 | TDOA MBIA | 116,705.10 | 120,715.77 |
| 2018 058 DISTRICT CLERK RECORDS FUND | FIN CLEAR | 2,102.18 | TDOA | 30,643.14 | 32,745.32 |
| 2018 059 COUNTY CLERK ARCHIVE | FIN CLEAR | 43,913.97 | TDOA | 428,270.65 | 472,184.62 |
| 2018 060 CAPITAL PROJECT W P ANNEX | FIN CLEAR | | TDOA MBIA | | |
| 2018 064 CAPITAL PROJECT ROADS PCT NOFIN | CLEAR | | TDOA MBIA | | |
| 2018 070 PERMANENT IMPROVEMENT FUND | FIN CLEAR | | TDOA MBIA | | |
| 2018 075 RIGHT-OF-WAY FUND | FIN CLEAR | | TDOA MBIA | | |
| 2018 084 TAX ANTICIPATION NOTES | FIN CLEAR | | TDOA MBIA | | |
| 2018 085 DEBT SERVICE FUND | DEBT CL | 22,512.55 | TDOA MBIA | 190,678.34 251,278.74 | 464,469.63 |
| 2018 087 VZC INDIGENT HEALTH PROGRAM | FIN CLEAR | 72,338.60 | TDOA MBIA | 100,000.00 | 172,338.60 |
| 2018 088 SOIL CONSERVATION DIST FUND | FIN CLEAR | 992.01 | TDOA MBIA | 12,855.34 | 13,847.35 |
| 2018 090 APPELLATE JUSTICE SYSTEM FUNFIN | CLEAR | 1,395.35 | TDOA MBIA | | 1,395.35 |
| 2018 095 PAYROLL CLEARING ACCOUNT. | PAYCLEAR | 193,715.58 | MBIA | | 193,715.58 |
| 2018 096 GEN FIXED ASSETS ACCOUNT GRP | | | MBIA | | |
| 2018 097 LONG TERM DEBT GROUP | | | MBIA | | |
| 2018 131 VAN ZANDT COUNTY JAIL | FIN CLEAR | 164,563.89 | TDOA MBIA | 150,000.00 | 314,563.89 |
| 2018 132 VAN ZANDT COUNTY SHERIFF DEPPIN | CLEAR | 43,193.92 | TDOA MBIA | 60,000.00 | 103,193.92 |

| FUND NAME | CHECKING ACCOUNT | CHECKING AMOUNT | TDOA ACCOUNT | TDOA AMOUNT | FUND TOTAL |
|--|------------------|-----------------|--------------|-------------|-------------|
| 2018 135 CAPITAL MURDER | FIN CLEAR | | TDOA | | |
| 2018 136 HOMELAND SECURITY GRANT | FIN CLEAR | 1,990.01 | | | 1,990.01 |
| 2018 139 HOMELAND SECURITY GRANT P25 | FIN CLEAR | 2,293.00- | TDOA MBIA | | 2,293.00- |
| 2018 141 BULLET PROOF VEST GRANT | FIN CLEAR | 5,430.50- | TDOA MBIA | | 5,430.50- |
| 2018 145 SOLID WASTE GRANT | FIN CLEAR | 203.03 | | | 203.03 |
| 2018 261 CAPITAL PROJECT ROADS PCT NOFIN | CLEAR | | TDOA | | |
| 2018 262 CAPITAL PROJECT ROADS PCT NOFIN | CLEAR | 1.34 | TDOA | | 1.34 |
| 2018 264 CAPITAL PROJECT PCT 4 | FIN CLEAR | | TDOA | | |
| 2018 400 FRUITVALE 2011 TXCDBG 710056WATER | | | | | |
| 2018 401 BENWHEELERWSC 71348911131115 | | | | | |
| 2018 402 LITTLEHOPEMOOREWSC7130260813 | | | | | |
| 2018 540 PRETRIAL SUPERVISION | FIN CLEAR | 16,887.73 | TDOA | 126,931.31 | 143,819.04 |
| 2018 541 COMMUNITY SUP & CORRECTIONS | FIN CLEAR | 24,561.39 | TDOA MBIA | 366,700.01 | 391,261.40 |
| 2018 542 ADULT PROBATION CIVIL | FIN CLEAR | 22,671.41 | TDOA MBIA | 327,166.64 | 349,838.05 |
| 2018 543 HIGH RISK SUBSTANCE ABUSE -CFIN | CLEAR | 3,777.86 | TDOA MBIA | | 3,777.86 |
| 2018 544 HIGH RISK SEX OFFENDER -CCP | FIN CLEAR | 10,653.73 | TDOA | | 10,653.73 |
| 2018 545 GRANT C COMMIT REDUCTION PROFIN | CLEAR | 6,090.18 | | | 6,090.18 |
| 2018 546 JUVENILE PROBATION FUND | FIN CLEAR | 186,727.84- | TDOA MBIA | | 186,727.84- |
| 2018 547 VZCJPD STATE AID GRANT | FIN CLEAR | 51,898.13 | TDOA MBIA | | 51,898.13 |
| 2018 548 VZCJPD PROGRESSIVE SANCTIONS | FIN CLEAR | | TDOA MBIA | | |
| 2018 549 VZCJPD - GRANT N | FIN CLEAR | 24,594.03 | TDOA MBIA | | 24,594.03 |
| 2018 550 D A SUPPLEMENTAL FUND | FIN CLEAR | 5,450.72 | TDOA MBIA | 2,621.39 | 8,072.11 |
| 2018 551 VOICES - JUV CJD GRANT | FIN CLEAR | 8,927.14- | TDOA | | 8,927.14- |

| FUND NAME | CHECKING ACCOUNT | CHECKING AMOUNT | TDOA ACCOUNT | TDOA AMOUNT | FUND TOTAL |
|--|------------------|-----------------|--------------|-------------|------------|
| 2018 552 ETCOG RESIDENTIAL | FIN CLEAR | 1,183.00- | | | 1,183.00- |
| 2018 553 V - JUV PROB POST FUND | FIN CLEAR | | | | |
| 2018 554 GRANT L SECURE FELONY REIMB | FIN CLEAR | 665.00- | | | 665.00- |
| 2018 555 JUVENILE PROBATION INTEREST | FIN CLEAR | 40.63 | TDOA MBIA | 23,574.61 | 23,615.24 |
| 2018 556 GRANT H-DIVERSION RESIDENTIAL | FIN CLEAR | | | | |
| 2018 557 GRANT I | FIN CLEAR | | | | |
| 2018 558 GRANT S | FIN CLEAR | 12,876.16 | | | 12,876.16 |
| 2018 559 MENTAL IMPAIRMENT CASELOAD | FIN CLEAR | 768.51 | TDOA MBIA | | 768.51 |
| 2018 560 SALARY ADJUSTMENT FOR JUV PR | FIN CLEAR | 1.33- | TDOA MBIA | | 1.33- |
| 2018 562 TITLE IV-E FEDERAL FOSTER | FIN CLEAR | | | | |
| 2018 565 INDIGENT DEFENSE GRANT | FIN CLEAR | 32,368.61 | TDOA | 308.93 | 32,677.54 |
| 2018 567 ABATEMENT OFFICER | FIN CLEAR | 63,943.59 | TDOA | 75,447.49 | 139,391.08 |
| 2018 568 TECHNOLOGY RESOURCES | FIN CLEAR | 1.50 | TDOA | | 1.50 |
| 2018 569 HAVA ELECTION GRANT | FIN CLEAR | 10,153.03 | | | 10,153.03 |
| 2018 570 GOLDEN WATER SUPPLY CORP | | | | | |
| 2018 580 D.A. CHECK COLLECTION FUND | FIN CLEAR | 4,729.16 | TDOA MBIA | 10,272.48 | 15,001.64 |
| 2018 591 CONSTABLE #1 TLEOSE FUND | FIN CLEAR | 1,168.24 | TDOA MBIA | | 1,168.24 |
| 2018 592 CONSTABLE #2 TLEOSE FUND | FIN CLEAR | 1,184.54 | MBIA | | 1,184.54 |
| 2018 593 CONSTABLE #3 TLEOSE FUND | FIN CLEAR | 678.30 | MBIA | | 678.30 |
| 2018 594 CONSTABLE #4 TLEOSE FUND | FIN CLEAR | 4,266.32 | TDOA MBIA | | 4,266.32 |
| 2018 595 SHERIFF TLEOSE FUND | FIN CLEAR | 6,401.63 | MBIA | | 6,401.63 |
| 2018 596 DA TLEOSE FUND | FIN CLEAR | 941.88 | MBIA | | 941.88 |
| 2018 597 VZC COMMISSARY PERSONNEL | FUNFIN CLEAR | 2.41- | MBIA | | 2.41- |
| 2018 600 JUSTICE COURT TECHNOLOGY | FUNFIN CLEAR | 5,801.87 | TDOA MBIA | 41,260.10 | 47,061.97 |

| FUND NAME | CHECKING ACCOUNT | CHECKING AMOUNT | TDOA ACCOUNT | TDOA AMOUNT | FUND TOTAL |
|--|------------------|-----------------|--------------|--------------|---------------|
| 2018 602 CHILD ADVOCACY | FIN CLEAR | | | | |
| 2018 800 CONTRIBUTION RELIEF FUND | FIN CLEAR | | TDOA | 16,082.93 | 16,082.93 |
| 2018 802 VETERAN'S MEMORIAL WALL FUNDFIN CLEAR | | | TDOA | | |
| 2018 803 HISTORICAL COMMISSION | FIN CLEAR | 673.20 | TDOA | 10,053.62 | 10,726.82 |
| 2018 804 VAN TORNADO-ASSISTANCE | FIN CLEAR | 31,449.37- | | | 31,449.37- |
| 2018 805 FEMA - DEC 2015 STORM | FIN CLEAR | 470.66 | TDOA | | 470.66 |
| 2018 806 FEMA APRIL 2016 STORM | FIN CLEAR | 8,102.81 | | | 8,102.81 |
| | | ----- | | ----- | ----- |
| TOTAL | | 2,228,174.54 | | 8,918,607.76 | 11,146,782.30 |

CHECK ACCOUNT

ACCOUNT BALANCE - FIN CLEAR
 ACCOUNT BALANCE - CTY JURY
 ACCOUNT BALANCE - ESCROW #1
 ACCOUNT BALANCE - ESCROW #2
 ACCOUNT BALANCE - ESCROW #3
 ACCOUNT BALANCE - ESCROW #4
 ACCOUNT BALANCE - ESCROW #5
 ACCOUNT BALANCE - ESCROW #6
 ACCOUNT BALANCE - ESCROW #7
 ACCOUNT BALANCE - ESCROW #8
 ACCOUNT BALANCE - ESCROW #9
 ACCOUNT BALANCE - ESCROW #10
 ACCOUNT BALANCE - ESCROW #11
 ACCOUNT BALANCE - ESCROW #13
 ACCOUNT BALANCE - ESCROW #14
 ACCOUNT BALANCE - ESCROW #15
 ACCOUNT BALANCE - ESCROW #16
 ACCOUNT BALANCE - ESCROW #17
 ACCOUNT BALANCE - ESCROW #19
 ACCOUNT BALANCE - ESCROW #20
 ACCOUNT BALANCE - ESCROW #22
 ACCOUNT BALANCE - ESCROW #24
 ACCOUNT BALANCE - ESCROW #25
 ACCOUNT BALANCE - ESCROW #26
 ACCOUNT BALANCE - ESCROW #27
 ACCOUNT BALANCE - ESCROW #28
 ACCOUNT BALANCE - ESCROW #29
 ACCOUNT BALANCE - ESCROW #30
 ACCOUNT BALANCE - ESCROW #31
 ACCOUNT BALANCE - ESCROW #32
 ACCOUNT BALANCE - ESCROW #33
 ACCOUNT BALANCE - ESCROW #35
 ACCOUNT BALANCE - ESCROW #36
 ACCOUNT BALANCE - ESCROW #39
 ACCOUNT BALANCE - ESCROW #40
 ACCOUNT BALANCE - ESCROW #45
 ACCOUNT BALANCE - ESCROW #55
 ACCOUNT BALANCE - ESCROW #58
 ACCOUNT BALANCE - ESCROW #60
 ACCOUNT BALANCE - ESCROW #69
 ACCOUNT BALANCE - ESCROW #70
 ACCOUNT BALANCE - ESCROW #72
 ACCOUNT BALANCE - ESCROW #77
 ACCOUNT BALANCE - ESCROW #79
 ACCOUNT BALANCE - ESCROW #82
 ACCOUNT BALANCE - ESCROW #84
 ACCOUNT BALANCE - ESCROW #86
 ACCOUNT BALANCE - DEET CL
 ACCOUNT BALANCE - PAYCLEAR

CHECK

1,908,615.87
 6,545.00-
 3,098.17
 1,816.96
 1,168.68
 301.74
 801.85
 1,871.00
 2,467.71
 6,168.37
 1,017.55
 5,076.15
 2,813.87
 986.88
 1,160.89
 6,478.26
 2,946.04
 8,254.64
 1,532.95
 3,505.26
 2,301.56
 12,388.11
 526.94
 2,892.98
 2,919.29
 2,707.25
 940.55
 536.23
 327.89
 2,100.23
 1,122.59
 202.21
 3,122.22
 1,476.27
 1,423.61
 1,679.05
 368.85
 2,627.85
 184.06
 5,021.42
 1,158.46
 4,283.11
 2,316.38
 354.11
 4,028.41
 638.93
 780.01
 22,512.55
 193,715.58

TOTAL

2,228,174.54

TDOA ACCOUNT

TDOA
 8,157,084.84

ACCOUNT BALANCE - TDOA

TDOA ACCOUNT
ACCOUNT BALANCE - MBIA

TDOA
761,522.92

TOTAL

8,918,607.76

| FUND NAME | **** MONTH TO DATE **** REVENUES | **** MONTH TO DATE **** EXPENSES | **** YEAR TO DATE **** REVENUES | **** YEAR TO DATE **** EXPENSES |
|-------------------------------------|-------------------------------------|-------------------------------------|------------------------------------|------------------------------------|
| 2018 GENERAL FUND | 416,843.69 | 970,853.93 | 11,660,692.90 | 8,231,928.93 |
| 2018 RESERVE FUNDS | .00 | .00 | .00 | .00 |
| 2018 SHERIFF FORFEITURE FUND | 792.83 | 500.00 | 12,238.79 | 1,951.52 |
| 2018 DA FORFEITURE FUND | .00 | .00 | .00 | .00 |
| 2018 BUILDING SECURITY FUND | 4,915.20 | 4,947.54 | 39,092.06 | 35,348.44 |
| 2018 JUSTICE COURT BLDG SECURITY | 274.33 | 191.00 | 2,351.86 | 1,173.00 |
| 2018 DA FORFEITURE FUND | .00 | .00 | .00 | .00 |
| 2018 ROAD & BRIDGE - PCT. 1 | 22,960.42 | 110,443.23 | 1,494,734.90 | 930,156.82 |
| 2018 ROAD & BRIDGE - PCT. 2 | 30,041.04 | 324,298.31 | 2,049,638.27 | 1,336,983.29 |
| 2018 ROAD & BRIDGE - PCT. 3 | 26,177.26 | 118,870.24 | 1,618,703.99 | 1,050,887.50 |
| 2018 ROAD & BRIDGE - PCT. 4 | 42,630.07 | 137,270.14 | 1,610,730.28 | 574,651.28 |
| 2018 ROAD & BRIDGE - GEN | .00 | 4,211.35 | 40,102.45 | 28,431.00 |
| 2018 COUNTY ROAD FUND - PCT. 1 | .00 | .00 | .00 | .00 |
| 2018 COUNTY ROAD FUND - PCT. 2 | .00 | .00 | .00 | .00 |
| 2018 COUNTY ROAD FUND - PCT. 3 | .00 | .00 | .00 | .00 |
| 2018 COUNTY ROAD FUND - PCT. 4 | .00 | .00 | .00 | .00 |
| 2018 VICTIM COORDINATOR GRANT | 10,609.66 | 6,219.58 | 30,727.62 | 41,300.69 |
| 2018 DA FORFEITURE FUND II | 792.81 | 4,230.49 | 10,850.15 | 38,465.53 |
| 2018 CONSTABLE PCT #4 SEIZURE | .00 | .00 | 48.68 | .00 |
| 2018 COUNTY LAW LIBRARY FUND | 4,735.00 | 2,078.38 | 23,503.81 | 19,441.24 |
| 2018 COUNTY FREE LIBRARY | 10,569.45 | 14,820.50 | 95,209.72 | 94,501.59 |
| 2018 COMMUNITY LIBRARY CONTRIBUTION | .00 | .00 | 34.00 | .00 |
| 2018 DIGITIZE RECORDS | 1,040.00 | .00 | 6,840.16 | .00 |
| 2018 SUPPLEMENTAL GUARDIANSHIP | 560.00 | .00 | 3,098.58 | 1,029.00 |
| 2018 COUNTY CHILD ABUSE PREVENTION | 184.11 | .00 | 1,230.24 | .00 |
| 2018 COURT RELATED PROGRAMS | .00 | .00 | 115.49 | .00 |

| FUND NAME | **** MONTH TO DATE **** REVENUES | **** MONTH TO DATE **** EXPENSES | **** YEAR TO DATE **** REVENUES | **** YEAR TO DATE **** EXPENSES |
|-------------------------------------|-------------------------------------|-------------------------------------|------------------------------------|------------------------------------|
| 2018 COUNTY & DISTRICT TECH FUND | 86.24 | .00 | 1,099.53 | 2,461.03 |
| 2018 CAPITALCREDITSECONOMICDEVELOP | .00 | .00 | 1,845.24 | 26,000.00 |
| 2018 DISTRICT CLERK TECHNOLOGY FUND | 755.00 | .00 | 5,283.62 | .00 |
| 2018 CHAPTER 19 | .00 | .00 | 623.37 | 623.37 |
| 2018 COUNTY RECORDS FUND | 1,007.17 | 145.00 | 12,731.49 | 1,545.00 |
| 2018 COUNTY CLERK RECORDS FUND | 868.38 | 6,534.00 | 81,857.99 | 72,481.99 |
| 2018 DISTRICT CLERK RECORDS FUND | 454.35 | 919.11 | 3,360.41 | 5,835.35 |
| 2018 COUNTY CLERK ARCHIVE | 15,365.37 | 100.00 | 80,357.40 | 100.00 |
| 2018 CAPITAL PROJECT W P ANNEX | .00 | .00 | .00 | .00 |
| 2018 CAPITAL PROJECT ROADS PCT NO 4 | .00 | .00 | .00 | .00 |
| 2018 PERMANENT IMPROVEMENT FUND | .00 | .00 | .00 | .00 |
| 2018 RIGHT-OF-WAY FUND | .00 | .00 | .00 | 118.09 |
| 2018 TAX ANTICIPATION NOTES | .00 | .00 | .00 | 24.23 |
| 2018 DEBT SERVICE FUND | 11,314.82 | .00 | 749,898.16 | 1,157,549.10 |
| 2018 VZC INDIGENT HEALTH PROGRAM | 17,500.00 | 10,672.58 | 167,218.08 | 94,379.85 |
| 2018 SOIL CONSERVATION DIST FUND | 250.00 | .00 | 2,372.65 | 6,000.00 |
| 2018 APPELLATE JUSTICE SYSTEM FUND | 505.00 | .00 | 3,070.00 | 3,280.00 |
| 2018 PAYROLL CLEARING ACCOUNT. | .00 | .00 | .00 | .00 |
| 2018 GEN FIXED ASSETS ACCOUNT GRP | .00 | .00 | .00 | .00 |
| 2018 LONG TERM DEBT GROUP | .00 | .00 | .00 | .00 |
| 2018 VAN ZANDT COUNTY JAIL | 195,163.09 | 199,283.44 | 1,731,460.14 | 1,454,233.68 |
| 2018 VAN ZANDT COUNTY SHERIFF DEPT | 213,063.34 | 246,857.61 | 2,537,674.02 | 2,372,363.54 |
| 2018 CAPITAL MURDER | .00 | .00 | .00 | .00 |
| 2018 HOMELAND SECURITY GRANT | .00 | .00 | .00 | .00 |
| 2018 HOMELAND SECURITY GRANT P25 CO | .00 | .00 | .00 | .00 |
| 2018 BULLET PROOF VEST GRANT | .00 | .00 | .00 | .00 |

| FUND NAME | **** MONTH TO DATE **** REVENUES | **** YEAR TO DATE **** REVENUES | **** MONTH TO DATE **** EXPENSES | **** YEAR TO DATE **** EXPENSES |
|-------------------------------------|-------------------------------------|------------------------------------|-------------------------------------|------------------------------------|
| 2018 SOLID WASTE GRANT | .00 | .00 | .00 | .00 |
| 2018 CAPITAL PROJECT ROADS PCT NO 1 | .00 | .00 | .00 | 7.84 |
| 2018 CAPITAL PROJECT ROADS PCT NO 2 | .00 | .00 | .00 | .00 |
| 2018 CAPITAL PROJECT PCT 4 | .00 | .00 | .00 | .00 |
| 2018 FRUITVALE 2011 TXCDBG 710056 | .00 | .00 | .00 | .00 |
| 2018 BENWHEELERWSC 71348911131115 | .00 | .00 | .00 | .00 |
| 2018 LITTLEHOPEMOOREWSC713026081315 | .00 | .00 | .00 | .00 |
| 2018 PRETRIAL SUPERVISION | 1,380.00 | 19,190.00 | 4,845.92 | 19,190.00 |
| 2018 COMMUNITY SUP & CORRECTIONS | 56,471.69 | 30,135.03 | 48,814.10 | 38,122.25 |
| 2018 ADULT PROBATION CIVIL | 710.00 | 17,971.61 | 1,582.91 | 11,566.70 |
| 2018 HIGH RISK SUBSTANCE ABUSE -CCP | 7,483.00 | 30,937.42 | 4,932.43 | 27,206.06 |
| 2018 HIGH RISK SEX OFFENDER -CCP | 13,333.00 | 53,329.00 | 6,020.61 | 43,597.08 |
| 2018 GRANT C COMMIT REDUCTION PROG | 4,834.00 | 53,174.00 | 6,352.43 | 47,085.78 |
| 2018 JUVENILE PROBATION FUND | 26,792.83 | 383,503.41 | 39,513.51 | 380,136.99 |
| 2018 VZCJPD STATE AID GRANT | 53,310.33 | 357,757.62 | 52,690.00 | 306,509.10 |
| 2018 VZCJPD PROGRESSIVE SANCTIONS | .00 | .00 | .00 | .00 |
| 2018 VZCJPD - GRANT N | 7,986.00 | 87,846.00 | 4,268.75 | 67,724.30 |
| 2018 D A SUPPLEMENTAL FUND | .00 | 15,038.35 | 2,877.88 | 18,820.66 |
| 2018 VOICES - JUV CJD GRANT | .00 | 23,931.22 | 4,317.52 | 34,989.02 |
| 2018 ETCOG RESIDENTIAL | 1,136.62 | 2,752.19 | 322.00 | 2,258.62 |
| 2018 V - JUV PROB POST FUND | .00 | .00 | .00 | .00 |
| 2018 GRANT L SECURE FELONY REIMB | .00 | .00 | .00 | .00 |
| 2018 JUVENILE PROBATION INTEREST | .97 | 235.09 | .00 | .00 |
| 2018 GRANT H-DIVERSION RESIDENTIAL | .00 | .00 | .00 | .00 |
| 2018 GRANT I | .00 | .00 | .00 | .00 |
| 2018 GRANT S | 4,273.00 | 47,002.00 | 4,989.66 | 34,125.85 |

DATE 07/06/2018 15:32 COMBINED STATEMENT OF REVENUES AND EXPENSES FOR JUNE

| FUND NAME | **** MONTH TO DATE **** REVENUES | **** MONTH TO DATE **** EXPENSES | THRU JUNE REVENUES | THRU JUNE EXPENSES |
|-------------------------------------|-------------------------------------|-------------------------------------|-----------------------|-----------------------|
| 2018 MENTAL IMPAIRMENT CASELOAD | 8,619.00 | 7,850.49 | 56,419.49 | 55,650.98 |
| 2018 SALARY ADJUSTMENT FOR JUV PROB | .00 | .00 | .00 | .00 |
| 2018 TITLE IV-E FEDERAL FOSTER CARE | .00 | .00 | .00 | .00 |
| 2018 INDIGENT DEFENSE GRANT | .00 | 4,162.90 | 24,858.59 | 28,495.57 |
| 2018 ABATEMENT OFFICER | 21,030.00 | 11,206.96 | 127,942.49 | 88,069.56 |
| 2018 TECHNOLOGY RESOURCES | .00 | .00 | .00 | .00 |
| 2018 HAVA ELECTION GRANT | .00 | .00 | 500.00 | .00 |
| 2018 GOLDEN WATER SUPPLY CORP | .00 | .00 | .00 | .00 |
| 2018 D.A. CHECK COLLECTION FUND | 247.86 | 753.41 | 1,219.78 | 3,567.17 |
| 2018 CONSTABLE #1 TLEOSE FUND | .00 | 720.64 | 677.42 | 720.64 |
| 2018 CONSTABLE #2 TLEOSE FUND | .00 | .00 | 677.60 | .00 |
| 2018 CONSTABLE #3 TLEOSE FUND | .00 | .00 | 678.30 | .00 |
| 2018 CONSTABLE #4 TLEOSE FUND | .00 | .00 | 678.48 | 45.00 |
| 2018 SHERIFF TLEOSE FUND | .00 | 1,640.00 | 5,106.69 | 8,696.03 |
| 2018 DA TLEOSE FUND | .00 | .00 | .00 | .00 |
| 2018 VZC COMMISSARY PERSONNEL FUND | .00 | .00 | .00 | .00 |
| 2018 JUSTICE COURT TECHNOLOGY FUND | 1,129.67 | .00 | 9,593.27 | .00 |
| 2018 CHILD ADVOCACY | .00 | .00 | .00 | 9.08 |
| 2018 CONTRIBUTION RELIEF FUND | .00 | .00 | .00 | .00 |
| 2018 VETERAN'S MEMORIAL WALL FUND | .00 | .00 | .00 | .55 |
| 2018 HISTORICAL COMMISSION | 4.86 | 132.31 | 1,913.32 | 431.78 |
| 2018 VAN TORNADO-ASSISTANCE | .00 | .00 | 291,281.25 | 278,742.35 |
| 2018 FEMA - DEC 2015 STORM | .00 | .00 | .00 | .00 |
| 2018 FEMA APRIL 2016 STORM | 8,102.81 | .00 | 293,738.75 | 285,635.94 |
| TOTAL | 1,225,084.95 | 2,371,440.86 | 26,503,242.84 | 19,769,550.10 |

| ACCOUNT NAME | BEGINNING CASH BALANCE | CASH RECEIPTS | CASH DISBURSEMENTS | ENDING CASH BALANCE |
|----------------------------------|------------------------|---------------------|---------------------|---------------------|
| 2018 010 GENERAL FUND | | | | |
| CASH | 1.00 | .00 | .00 | 1.00 |
| COINS | 523,977.71 | 1,202,857.62 | 978,570.68 | 748,264.65 |
| RETURNED CHECK FEES | .00 | .00 | .00 | .00 |
| AMERICAN NATIONAL CASH | .00 | .00 | .00 | .00 |
| VZC JURY CASH CLEARING | 3,001.00 | 166.00 | 9,712.00 | 6,545.00 |
| VZC CHECKING DEBT SERVICE | .00 | .00 | .00 | .00 |
| PETTY CASH COLLECTION-PCT. 1 | 100.00 | .00 | .00 | 100.00 |
| PETTY CASH-CITY CLERK | 500.00 | .00 | .00 | 500.00 |
| PETTY CASH-DIST CLERK | 400.00 | .00 | .00 | 400.00 |
| COUNTY COURT JURY CASH | .00 | .00 | .00 | .00 |
| DISTRICT COURT JURY CASH | .00 | .00 | .00 | .00 |
| PETTY CASH-JP #1 | 200.00 | .00 | .00 | 200.00 |
| PETTY CASH-JP #2 | 200.00 | .00 | .00 | 200.00 |
| PETTY CASH - JP#4 | 200.00 | .00 | .00 | 200.00 |
| PETTY CASH-SHERIFF | .00 | .00 | .00 | .00 |
| PETTY CASH-TAX COLLECTOR | 3,000.00 | .00 | .00 | 3,000.00 |
| PETTY CASH - TAX COLL (BOAT) | .00 | .00 | .00 | .00 |
| PETTY CASH-TAX (BOAT CK ACCT) | 2.70 | .00 | .00 | 2.70 |
| TIME DEPOSIT ON ACCOUNT | 3,547,644.62 | .00 | 650,000.00 | 2,897,644.62 |
| MEIA MUNICIPAL INVESTORS SERV | 1,283.31 | 2.28 | .00 | 1,285.59 |
| FUND TOTALS | <u>4,080,510.34</u> | <u>1,203,025.90</u> | <u>1,638,282.68</u> | <u>3,645,253.56</u> |
| 2018 012 RESERVE FUNDS | | | | |
| CASH | .00 | .00 | .00 | .00 |
| TIME DEPOSIT ON ACCOUNT | .00 | .00 | .00 | .00 |
| MEIA MUNICIPAL INVESTORS SERV | .00 | .00 | .00 | .00 |
| FUND TOTALS | <u>.00</u> | <u>.00</u> | <u>.00</u> | <u>.00</u> |
| 2018 015 SHERIFF FORFEITURE FUND | | | | |
| CASH | 7,166.84 | 792.83 | 500.00 | 7,459.67 |
| AMERICAN NATIONAL CASH | .00 | .00 | .00 | .00 |
| CASH-OTHER | .00 | .00 | .00 | .00 |
| TIME DEPOSIT ON ACCOUNT | 14,691.93 | .00 | .00 | 14,691.93 |
| MEIA MUNICIPAL INVESTORS SERV | .00 | .00 | .00 | .00 |
| FUND TOTALS | <u>21,858.77</u> | <u>792.83</u> | <u>500.00</u> | <u>22,151.60</u> |
| 2018 016 DA FORFEITURE FUND | | | | |
| CASH | .00 | .00 | .00 | .00 |
| D. A. ESCROW/BART ROGERS | 3,097.90 | .27 | .00 | 3,098.17 |
| D. A. ESCROW/HURST-LANE | 1,816.73 | .23 | .00 | 1,816.96 |
| D. A. ESCROW/CALE | 1,168.53 | .15 | .00 | 1,168.68 |
| D. A. ESCROW/HALL | 301.71 | .03 | .00 | 301.74 |
| D. A. ESCROW/RANDALL MOORE | 801.78 | .07 | .00 | 801.85 |
| D. A. ESCROW/DENNIS KING | 1,870.84 | .16 | .00 | 1,871.00 |
| D. A. ESCROW/DALTON KING | 2,467.50 | .21 | .00 | 2,467.71 |
| D. A. ESCROW/TONY KHAMPA | 6,167.85 | .52 | .00 | 6,168.37 |
| D. A. ESCROW/STANLEY CRAVEN | 1,017.42 | .13 | .00 | 1,017.55 |
| D. A. ESCROW/JUAN RICARDO | 5,075.72 | .43 | .00 | 5,076.15 |
| D. A. ESCROW/CULPEPPER | 2,813.63 | .24 | .00 | 2,813.87 |
| D. A. ESCROW | .00 | .00 | .00 | .00 |
| D. A. ESCROW | .00 | .00 | .00 | .00 |
| D. A. ESCROW | .00 | .00 | .00 | .00 |
| D. A. ESCROW | .00 | .00 | .00 | .00 |
| D. A. ESCROW | .00 | .00 | .00 | .00 |
| D. A. ESCROW | .00 | .00 | .00 | .00 |
| D. A. ESCROW/RODERICK LANDON | 8,253.94 | .70 | .00 | 8,254.64 |

| ACCOUNT NAME | BEGINNING CASH BALANCE | CASH RECEIPTS | CASH DISBURSEMENTS | CASH BALANCE | ENDING BALANCE |
|--------------------------------|------------------------|---------------|--------------------|--------------|----------------|
| D. A. ESCROW/ | .00 | .00 | .00 | .00 | .00 |
| D. A. ESCROW/ROY A. PETERSON | 1,532.76 | .19 | .00 | 1,532.95 | |
| D. A. ESCROW/COREY L. PARISH | 3,504.97 | .29 | .00 | 3,505.26 | |
| D. A. ESCROW/ | .00 | .00 | .00 | .00 | |
| D. A. ESCROW/JERRY WHITE, JR. | 2,301.26 | .30 | .00 | 2,301.56 | |
| D. A. ESCROW/ | .00 | .00 | .00 | .00 | |
| D. A. ESCROW/STROMILE/VEAL/WHI | 12,367.06 | 1.05 | .00 | 12,368.11 | |
| D. A. ESCROW/JAMES F CLINTON | 526.87 | .07 | .00 | 526.94 | |
| D. A. ESCROW/MARIELA PEREZ | 2,892.73 | .25 | .00 | 2,892.98 | |
| D. A. ESCROW/HEREDIA&GARCIA | 2,919.04 | .25 | .00 | 2,919.29 | |
| D. A. ESCROW/DEWAYNE FRANKLIN | 2,707.02 | .23 | .00 | 2,707.25 | |
| D. A. ESCROW/BRITTANY L BAILEY | 940.47 | .06 | .00 | 940.55 | |
| D. A. ESCROW/A. RIOS | 536.17 | .04 | .00 | 536.23 | |
| D. A. ESCROW/G. CAMARILLO | 327.85 | .04 | .00 | 327.89 | |
| D. A. ESCROW/BRITTANY L BAILEY | 2,100.05 | .18 | .00 | 2,100.23 | |
| D. A. ESCROW/KELLI LOCKE | 1,122.49 | .10 | .00 | 1,122.59 | |
| D. A. ESCROW/ | .00 | .00 | .00 | .00 | |
| D. A. ESCROW/DESARAE DAVIS | 202.18 | .03 | .00 | 202.21 | |
| D. A. ESCROW/ROLAND & PLATT | 3,121.82 | .40 | .00 | 3,122.22 | |
| D. A. ESCROW/ | .00 | .00 | .00 | .00 | |
| D. A. ESCROW/RODNEY ROSS | 1,476.08 | .19 | .00 | 1,476.27 | |
| D. A. ESCROW/POTTROFF | 1,423.43 | .18 | .00 | 1,423.61 | |
| D. A. ESCROW/ | .00 | .00 | .00 | .00 | |
| D. A. ESCROW/ | .00 | .00 | .00 | .00 | |
| D. A. ESCROW/ | .00 | .00 | .00 | .00 | |
| D. A. ESCROW/ | .00 | .00 | .00 | .00 | |
| D. A. ESCROW/ | .00 | .00 | .00 | .00 | |
| D. A. ESCROW/ | .00 | .00 | .00 | .00 | |
| D. A. ESCROW/DOUG MILLER | 368.80 | .05 | .00 | 368.85 | |
| D. A. ESCROW/ | .00 | .00 | .00 | .00 | |
| D. A. ESCROW/ | .00 | .00 | .00 | .00 | |
| D. A. ESCROW/BRIAN BOWERS | 2,627.51 | .34 | .00 | 2,627.85 | |
| D. A. ESCROW/SANDRA HOLDER | 184.03 | .03 | .00 | 184.06 | |
| D. A. ESCROW/ | .00 | .00 | .00 | .00 | |
| D. A. ESCROW/ | .00 | .00 | .00 | .00 | |
| D. A. ESCROW/ | .00 | .00 | .00 | .00 | |
| D. A. ESCROW/ | .00 | .00 | .00 | .00 | |
| D. A. ESCROW/ | .00 | .00 | .00 | .00 | |
| D. A. ESCROW/ | .00 | .00 | .00 | .00 | |
| D. A. ESCROW/ | .00 | .00 | .00 | .00 | |
| D. A. ESCROW/JOHN H TUCKER | 5,020.78 | .64 | .00 | 5,021.42 | |
| D. A. ESCROW/BOWERS | 1,158.31 | .15 | .00 | 1,158.46 | |
| D. A. ESCROW/ | .00 | .00 | .00 | .00 | |
| D. A. ESCROW/BILLINGTON | 4,282.57 | .54 | .00 | 4,283.11 | |
| D. A. ESCROW/ | .00 | .00 | .00 | .00 | |
| D. A. ESCROW/ | .00 | .00 | .00 | .00 | |

| ACCOUNT NAME | BEGINNING CASH BALANCE | CASH RECEIPTS | CASH DISBURSEMENTS | ENDING CASH BALANCE |
|------------------------------------|---------------------------|------------------|-----------------------|------------------------|
| 2018 021 ROAD & BRIDGE - PCT. 1 | | | | |
| CASH | 150,357.52 | 122,964.01 | 94,734.49 | 178,587.04 |
| TIME DEPOSIT ON ACCOUNT | 755,624.41 | .00 | 100,000.00 | 655,624.41 |
| MBIA MUNICIPAL INVESTORS SERV | 3.45 | .01 | .00 | 3.46 |
| FUND TOTALS | 905,985.38 | 122,964.02 | 194,734.49 | 834,214.91 |
| 2018 022 ROAD & BRIDGE - PCT. 2 | | | | |
| CASH | 322,677.08 | 129,154.87 | 310,824.83 | 141,007.12 |
| TIME DEPOSIT ON ACCOUNT | 725,089.47 | .00 | 100,000.00 | 625,089.47 |
| MBIA MUNICIPAL INVESTORS SERV | 507,702.37 | 901.17 | .00 | 508,603.54 |
| FUND TOTALS | 1,555,468.92 | 130,056.04 | 410,824.83 | 1,274,700.13 |
| 2018 023 ROAD & BRIDGE - PCT. 3 | | | | |
| CASH | 190,799.48 | 69,220.51 | 105,217.67 | 153,802.32 |
| TIME DEPOSIT ON ACCOUNT | 755,625.78 | .00 | 43,000.00 | 712,625.78 |
| MBIA MUNICIPAL INVESTORS SERV | .65 | .00 | .00 | .65 |
| FUND TOTALS | 946,425.91 | 69,220.51 | 149,217.67 | 866,428.75 |
| 2018 024 ROAD & BRIDGE - PCT. 4 | | | | |
| CASH | 187,643.04 | 142,915.58 | 145,189.58 | 185,369.04 |
| TIME DEPOSIT ON ACCOUNT | 704,291.88 | .00 | 100,000.00 | 604,291.88 |
| MBIA MUNICIPAL INVESTORS SERV | 350.32 | .62 | .00 | 350.94 |
| FUND TOTALS | 892,285.24 | 142,916.20 | 245,189.58 | 790,011.86 |
| 2018 026 ROAD & BRIDGE - GEN | | | | |
| CASH | 3,505.71 | 2,000.00 | 2,970.20 | 2,535.51 |
| TIME DEPOSIT ON ACCOUNT | 7,602.45 | .00 | 2,000.00 | 5,602.45 |
| MBIA MUNICIPAL INVESTORS SERV | .00 | .00 | .00 | .00 |
| FUND TOTALS | 11,108.16 | 2,000.00 | 4,970.20 | 8,137.96 |
| 2018 031 COUNTY ROAD FUND - PCT. 1 | | | | |
| CASH | .00 | .00 | .00 | .00 |
| TIME DEPOSIT ON ACCOUNT | .00 | .00 | .00 | .00 |
| MBIA MUNICIPAL INVESTORS SERV | .00 | .00 | .00 | .00 |
| FUND TOTALS | .00 | .00 | .00 | .00 |
| 2018 032 COUNTY ROAD FUND - PCT. 2 | | | | |
| CASH | 434.00 | .00 | .00 | 434.00 |
| TIME DEPOSIT ON ACCOUNT | .00 | .00 | .00 | .00 |
| MBIA MUNICIPAL INVESTORS SERV | .00 | .00 | .00 | .00 |
| FUND TOTALS | 434.00 | .00 | .00 | 434.00 |
| 2018 033 COUNTY ROAD FUND - PCT. 3 | | | | |
| CASH | .00 | .00 | .00 | .00 |
| TIME DEPOSIT ON ACCOUNT | .00 | .00 | .00 | .00 |
| MBIA MUNICIPAL INVESTORS SERV | .00 | .00 | .00 | .00 |
| FUND TOTALS | .00 | .00 | .00 | .00 |
| 2018 034 COUNTY ROAD FUND - PCT. 4 | | | | |
| CASH | .00 | .00 | .00 | .00 |

| ACCOUNT NAME | BEGINNING CASH BALANCE | CASH RECEIPTS | CASH DISBURSEMENTS | ENDING CASH BALANCE |
|---|------------------------|---------------|--------------------|---------------------|
| 2018 035 VICTIM COORDINATOR GRANT | | | | |
| CASH | 6,655.55- | 1,260.34 | 4,339.99- | 9,735.20- |
| TIME DEPOSIT ON ACCOUNT | .00 | .00 | .00 | .00 |
| MBIA MUNICIPAL INVESTORS SERV | .00 | .00 | .00 | .00 |
| FUND TOTALS | 6,655.55- | 1,260.34 | 4,339.99- | 9,735.20- |
| 2018 036 DA FORFEITURE FUND II | | | | |
| CASH | 1,084.18 | 6,142.81 | 3,642.50- | 3,584.49 |
| TIME DEPOSIT ON ACCOUNT | 37,708.01 | .00 | 5,000.00- | 32,708.01 |
| MBIA MUNICIPAL INVESTORS SERV | .00 | .00 | .00 | .00 |
| FUND TOTALS | 38,792.19 | 6,142.81 | 8,642.50- | 36,292.50 |
| 2018 037 CONSTABLE PCT #4 SEIZURE | | | | |
| CASH | 760.89 | .00 | .00 | 760.89 |
| TIME DEPOSIT ON ACCOUNT | 5,659.96 | .00 | .00 | 5,659.96 |
| MBIA MUNICIPAL INVESTORS SERV | .00 | .00 | .00 | .00 |
| FUND TOTALS | 6,420.85 | .00 | .00 | 6,420.85 |
| 2018 040 COUNTY LAW LIBRARY FUND | | | | |
| CASH | 2,800.05 | 4,735.00 | 2,078.38- | 5,456.67 |
| TIME DEPOSIT ON ACCOUNT | 48,603.49 | .00 | .00 | 48,603.49 |
| MBIA MUNICIPAL INVESTORS SERV | .00 | .00 | .00 | .00 |
| FUND TOTALS | 51,403.54 | 4,735.00 | 2,078.38- | 54,060.16 |
| 2018 042 COUNTY FREE LIBRARY | | | | |
| CASH | 38,522.11 | 10,569.45 | 9,142.39- | 39,949.17 |
| TIME DEPOSIT ON ACCOUNT | .00 | .00 | .00 | .00 |
| MBIA MUNICIPAL INVESTORS SERV | .00 | .00 | .00 | .00 |
| FUND TOTALS | 38,522.11 | 10,569.45 | 9,142.39- | 39,949.17 |
| 2018 043 COMMUNITY LIBRARY CONTRIBUTION | | | | |
| CASH | 441.10 | .00 | .00 | 441.10 |
| TIME DEPOSIT ON ACCOUNT | .00 | .00 | .00 | .00 |
| MBIA MUNICIPAL INVESTORS SERV | .00 | .00 | .00 | .00 |
| FUND TOTALS | 441.10 | .00 | .00 | 441.10 |
| 2018 047 DIGITIZE RECORDS | | | | |
| CASH | 2,268.80 | 1,040.00 | .00 | 3,308.80 |
| TIME DEPOSIT ON ACCOUNT | 66,556.68 | .00 | .00 | 66,556.68 |
| MBIA | .00 | .00 | .00 | .00 |
| FUND TOTALS | 68,825.48 | 1,040.00 | .00 | 69,865.48 |
| 2018 048 SUPPLEMENTAL GUARDIANSHIP | | | | |
| CASH | 604.28 | 560.00 | .00 | 1,164.28 |
| TEXPOOL | 28,320.76 | .00 | .00 | 28,320.76 |
| FUND TOTALS | 28,925.04 | 560.00 | .00 | 29,485.04 |
| 2018 049 COUNTY CHILD ABUSE PREVENTION | | | | |
| CASH | 689.02 | 184.11 | .00 | 873.13 |
| TIME DEPOSIT ON ACCOUNT | 6,037.59 | .00 | .00 | 6,037.59 |
| FUND TOTALS | 6,726.61 | 184.11 | .00 | 6,910.72 |
| 2018 050 COURT RELATED PROGRAMS | | | | |
| CASH | 817.53 | .00 | .00 | 817.53 |

| ACCOUNT NAME | BEGINNING CASH BALANCE | CASH RECEIPTS | CASH DISBURSEMENTS | ENDING CASH BALANCE |
|---|------------------------|---------------|--------------------|---------------------|
| 2018 052 COUNTY & DISTRICT TECH FUND | | | | |
| CASH | 571.64 | 86.24 | .00 | 657.88 |
| TIME DEPOSIT ON ACCOUNT | 5,036.36 | .00 | .00 | 5,036.36 |
| MBIA MUNICIPAL INVESTORS SERV | .00 | .00 | .00 | .00 |
| FUND TOTALS | 5,608.00 | 86.24 | .00 | 5,694.24 |
| 2018 053 CAPITALCREDITSECONOMICDEVELOP | | | | |
| CASH | 617.40 | .00 | .00 | 617.40 |
| TIME DEPOSIT ON ACCOUNT | 212,402.55 | .00 | .00 | 212,402.55 |
| FUND TOTALS | 213,019.95 | .00 | .00 | 213,019.95 |
| 2018 054 DISTRICT CLERK TECHNOLOGY FUND | | | | |
| CASH | 5,290.11 | 755.00 | .00 | 6,045.11 |
| TIME DEPOSIT ON ACCOUNT | 18,426.17 | .00 | .00 | 18,426.17 |
| MBIA MUNICIPAL INVESTORS SERV | .00 | .00 | .00 | .00 |
| FUND TOTALS | 23,716.28 | 755.00 | .00 | 24,471.28 |
| 2018 055 CHAPTER 19 | | | | |
| TIME DEPOSIT ON ACCOUNT | 15.96 | .00 | .00 | 15.96 |
| MBIA | .00 | .00 | .00 | .00 |
| FUND TOTALS | 15.96 | .00 | .00 | 15.96 |
| 2018 056 COUNTY RECORDS FUND | | | | |
| CASH | 8,522.85 | 1,007.17 | 145.00 | 9,385.02 |
| TIME DEPOSIT ON ACCOUNT | 103,921.84 | .00 | .00 | 103,921.84 |
| MBIA MUNICIPAL INVESTORS SERV | .00 | .00 | .00 | .00 |
| FUND TOTALS | 112,444.69 | 1,007.17 | 145.00 | 113,306.86 |
| 2018 057 COUNTY CLERK RECORDS FUND | | | | |
| CASH | 9,676.29 | 868.38 | 6,534.00 | 4,010.67 |
| TIME DEPOSIT ON ACCOUNT | 116,705.10 | .00 | .00 | 116,705.10 |
| MBIA MUNICIPAL INVESTORS SERV | .00 | .00 | .00 | .00 |
| FUND TOTALS | 126,381.39 | 868.38 | 6,534.00 | 120,715.77 |
| 2018 058 DISTRICT CLERK RECORDS FUND | | | | |
| CASH | 2,323.87 | 454.35 | 676.04 | 2,102.18 |
| TIME DEPOSIT ON ACCOUNT | 30,643.14 | .00 | .00 | 30,643.14 |
| FUND TOTALS | 32,967.01 | 454.35 | 676.04 | 32,745.32 |
| 2018 059 COUNTY CLERK ARCHIVE | | | | |
| CASH | 28,648.60 | 15,365.37 | 100.00 | 43,913.97 |
| TIME DEPOSIT ON ACCOUNT | 428,270.65 | .00 | .00 | 428,270.65 |
| FUND TOTALS | 456,919.25 | 15,365.37 | 100.00 | 472,184.62 |
| 2018 060 CAPITAL PROJECT W P ANNEX | | | | |
| CASH | .00 | .00 | .00 | .00 |
| TIME DEPOSIT ON ACCOUNT | .00 | .00 | .00 | .00 |
| MBIA MUNICIPAL INVESTOR SERVIC | .00 | .00 | .00 | .00 |
| FUND TOTALS | .00 | .00 | .00 | .00 |
| 2018 064 CAPITAL PROJECT ROADS PCT NO 4 | | | | |
| CASH | .00 | .00 | .00 | .00 |

| ACCOUNT NAME | BEGINNING CASH BALANCE | CASH RECEIPTS | CASH DISBURSEMENTS | ENDING CASH BALANCE |
|--|------------------------|---------------|--------------------|---------------------|
| 2018 070 PERMANENT IMPROVEMENT FUND | | | | |
| CASH | .00 | .00 | .00 | .00 |
| TIME DEPOSIT ON ACCOUNT | .00 | .00 | .00 | .00 |
| MBIA MUNICIPAL INVESTORS SERV | .00 | .00 | .00 | .00 |
| FUND TOTALS | .00 | .00 | .00 | .00 |
| 2018 075 RIGHT-OF-WAY FUND | | | | |
| CASH | .00 | .00 | .00 | .00 |
| TIME DEPOSIT ON ACCOUNT | .00 | .00 | .00 | .00 |
| MBIA MUNICIPAL INVESTORS SERV | .00 | .00 | .00 | .00 |
| FUND TOTALS | .00 | .00 | .00 | .00 |
| 2018 084 TAX ANTICIPATION NOTES | | | | |
| CASH | .00 | .00 | .00 | .00 |
| TIME DEPOSIT ON ACCOUNT | .00 | .00 | .00 | .00 |
| MBIA | .00 | .00 | .00 | .00 |
| FUND TOTALS | .00 | .00 | .00 | .00 |
| 2018 085 DEBT SERVICE FUND | | | | |
| CASH | 11,642.96 | 10,869.59 | | 22,512.55 |
| TIME DEPOSIT ON ACCOUNT | 190,678.34 | .00 | | 190,678.34 |
| MBIA MUNICIPAL INVESTORS SERV | 250,833.51 | 445.23 | | 251,278.74 |
| FUND TOTALS | 453,154.81 | 11,314.82 | | 464,469.63 |
| 2018 087 VZC INDIGENT HEALTH PROGRAM | | | | |
| CASH | 63,239.19 | 17,500.00 | 8,400.59 | 72,338.60 |
| TIME DEPOSIT ON ACCOUNT | 100,000.00 | .00 | | 100,000.00 |
| MBIA MUNICIPAL INVESTORS SERV | 163,239.19 | 17,500.00 | 8,400.59 | 172,338.60 |
| FUND TOTALS | 226,478.38 | 35,000.00 | 16,801.18 | 244,677.20 |
| 2018 088 SOIL CONSERVATION DIST FUND | | | | |
| CASH | 742.01 | 250.00 | | 992.01 |
| TIME DEPOSIT ON ACCOUNT | 12,855.34 | .00 | | 12,855.34 |
| MBIA MUNICIPAL INVESTORS SERV | 13,597.35 | 250.00 | | 13,847.35 |
| FUND TOTALS | 14,394.69 | 500.00 | | 14,894.69 |
| 2018 090 APPELLATE JUSTICE SYSTEM FUND | | | | |
| CASH | 890.35 | 505.00 | | 1,395.35 |
| TIME DEPOSIT ON ACCOUNT | .00 | .00 | | .00 |
| MBIA MUNICIPAL INVESTORS SERV | .00 | .00 | | .00 |
| FUND TOTALS | 890.35 | 505.00 | | 1,395.35 |
| 2018 095 PAYROLL CLEARING ACCOUNT. | | | | |
| CASH | 193,715.58 | .00 | | 193,715.58 |
| MBIA MUNICIPAL INVESTORS SERV | 193,715.58 | .00 | | 193,715.58 |
| FUND TOTALS | 387,431.16 | .00 | | 387,431.16 |
| 2018 096 GEN FIXED ASSETS ACCOUNT GRP | | | | |
| CASH | .00 | .00 | | .00 |
| MBIA MUNICIPAL INVESTORS SERV | .00 | .00 | | .00 |
| FUND TOTALS | .00 | .00 | | .00 |
| 2018 097 LONG TERM DEBT GROUP | | | | |
| CASH | .00 | .00 | | .00 |
| MBIA MUNICIPAL INVESTORS SERV | .00 | .00 | | .00 |
| FUND TOTALS | .00 | .00 | | .00 |

| ACCOUNT NAME | BEGINNING CASH BALANCE | CASH RECEIPTS | CASH DISBURSEMENTS | ENDING CASH BALANCE |
|---|------------------------|---------------|--------------------|---------------------|
| 2018 131 VAN ZANDT COUNTY JAIL | 105,157.69 | 195,932.49 | 136,526.29 | 164,563.89 |
| CASH | .00 | .00 | .00 | .00 |
| MEDICARE PAYABLE | .00 | .00 | .00 | .00 |
| VOUCHERS PAYABLE | .00 | .00 | .00 | .00 |
| TIME DEPOSIT ON ACCOUNT | 150,000.00 | .00 | .00 | 150,000.00 |
| MBIA MUNICIPAL INVESTORS SERV | .00 | .00 | .00 | .00 |
| FUND TOTALS | 255,157.69 | 195,932.49 | 136,526.29 | 314,563.89 |
| 2018 132 VAN ZANDT COUNTY SHERIFF DEPT | 2,117.97 | 213,282.37 | 172,206.42 | 43,193.92 |
| CASH | 60,000.00 | .00 | .00 | 60,000.00 |
| TIME DEPOSIT ON ACCOUNT | .00 | .00 | .00 | .00 |
| MBIA MUNICIPAL INVESTORS SERV | .00 | .00 | .00 | .00 |
| FUND TOTALS | 62,117.97 | 213,282.37 | 172,206.42 | 103,193.92 |
| 2018 135 CAPITAL MURDER | .00 | .00 | .00 | .00 |
| CASH | .00 | .00 | .00 | .00 |
| TEXPOOL | .00 | .00 | .00 | .00 |
| FUND TOTALS | .00 | .00 | .00 | .00 |
| 2018 136 HOMELAND SECURITY GRANT | 1,990.01 | .00 | .00 | 1,990.01 |
| CASH | .00 | .00 | .00 | .00 |
| TIME DEPOSIT ON ACCOUNT | .00 | .00 | .00 | .00 |
| FUND TOTALS | 1,990.01 | .00 | .00 | 1,990.01 |
| 2018 139 HOMELAND SECURITY GRANT P25 CO | 2,293.00 | .00 | .00 | 2,293.00 |
| CASH | .00 | .00 | .00 | .00 |
| TIME DEPOSIT ON ACCOUNT | .00 | .00 | .00 | .00 |
| MBIA MUNICIPAL INVESTORS SERV | .00 | .00 | .00 | .00 |
| FUND TOTALS | 2,293.00 | .00 | .00 | 2,293.00 |
| 2018 141 BULLET PROOF VEST GRANT | 5,430.50 | .00 | .00 | 5,430.50 |
| CASH | .00 | .00 | .00 | .00 |
| TIME DEPOSIT ON ACCOUNT | .00 | .00 | .00 | .00 |
| MBIA MUNICIPAL INVESTORS SERV | .00 | .00 | .00 | .00 |
| FUND TOTALS | 5,430.50 | .00 | .00 | 5,430.50 |
| 2018 145 SOLID WASTE GRANT | 203.03 | .00 | .00 | 203.03 |
| CASH | .00 | .00 | .00 | .00 |
| TIME DEPOSIT ON ACCOUNT | .00 | .00 | .00 | .00 |
| FUND TOTALS | 203.03 | .00 | .00 | 203.03 |
| 2018 261 CAPITAL PROJECT ROADS PCT NO 1 | .00 | .00 | .00 | .00 |
| CASH | .00 | .00 | .00 | .00 |
| TIME DEPOSIT ON ACCOUNT | .00 | .00 | .00 | .00 |
| FUND TOTALS | .00 | .00 | .00 | .00 |
| 2018 262 CAPITAL PROJECT ROADS PCT NO 2 | 1.34 | .00 | .00 | 1.34 |
| CASH | .00 | .00 | .00 | .00 |
| TIME DEPOSIT ON ACCOUNT | .00 | .00 | .00 | .00 |
| FUND TOTALS | 1.34 | .00 | .00 | 1.34 |
| 2018 264 CAPITAL PROJECT PCT 4 | .00 | .00 | .00 | .00 |
| CASH | .00 | .00 | .00 | .00 |
| TIME DEPOSIT ON ACCOUNT | .00 | .00 | .00 | .00 |
| FUND TOTALS | .00 | .00 | .00 | .00 |

| ACCOUNT NAME | BEGINNING CASH BALANCE | CASH RECEIPTS | CASH DISBURSEMENTS | ENDING CASH BALANCE |
|---|------------------------|---------------|--------------------|---------------------|
| 2018 400 FRUITVALE 2011 TXCDBG 710056 | | | | |
| CASH | .00 | .00 | .00 | .00 |
| WATER GRANT CASH | .00 | .00 | .00 | .00 |
| FUND TOTALS | .00 | .00 | .00 | .00 |
| 2018 401 BENWHEELERWSC 71348911131115 | | | | |
| FUND TOTALS | .00 | .00 | .00 | .00 |
| 2018 402 LITTLEHOPEMOOREWSC713026081315 | | | | |
| CASH | .00 | .00 | .00 | .00 |
| WATER GRANT CASH | .00 | .00 | .00 | .00 |
| FUND TOTALS | .00 | .00 | .00 | .00 |
| 2018 540 PRETRIAL SUPERVISION | | | | |
| CASH | 19,350.97 | 1,380.00 | 3,843.24 | 16,887.73 |
| TDOA | 126,931.31 | .00 | .00 | 126,931.31 |
| FUND TOTALS | 146,282.28 | 1,380.00 | 3,843.24 | 143,819.04 |
| 2018 541 COMMUNITY SUP & CORRECTIONS | | | | |
| CASH | 5,642.89 | 67,648.26 | 37,443.98 | 24,561.39 |
| PETTY CASH | 100.00 | .00 | .00 | 100.00 |
| TIME DEPOSIT ON ACCOUNT | 366,700.01 | .00 | .00 | 366,700.01 |
| MBIA MUNICIPAL INVESTORS SERV | .00 | .00 | .00 | .00 |
| FUND TOTALS | 361,157.12 | 67,648.26 | 37,443.98 | 391,361.40 |
| 2018 542 ADULT PROBATION CIVIL | | | | |
| CASH | 22,183.60 | 1,675.00 | 1,187.19 | 22,671.41 |
| TDOA | 327,166.64 | .00 | .00 | 327,166.64 |
| MBIA | .00 | .00 | .00 | .00 |
| FUND TOTALS | 349,350.24 | 1,675.00 | 1,187.19 | 349,838.05 |
| 2018 543 HIGH RISK SUBSTANCE ABUSE -CCP | | | | |
| CASH | 3.11 | 7,483.00 | 3,708.25 | 3,777.86 |
| TIME DEPOSIT ON ACCOUNT | .00 | .00 | .00 | .00 |
| MBIA MUNICIPAL INVESTORS SERV | .00 | .00 | .00 | .00 |
| FUND TOTALS | 3.11 | 7,483.00 | 3,708.25 | 3,777.86 |
| 2018 544 HIGH RISK SEX OFFENDER -CCP | | | | |
| CASH | 1,794.19 | 13,333.00 | 4,473.46 | 10,653.73 |
| TIME DEPOSIT ON ACCOUNT | .00 | .00 | .00 | .00 |
| MBIA MUNICIPAL INVESTORS SERV | .00 | .00 | .00 | .00 |
| FUND TOTALS | 1,794.19 | 13,333.00 | 4,473.46 | 10,653.73 |
| 2018 545 GRANT C COMMIT REDUCTION PROG | | | | |
| CASH | 5,676.75 | 4,834.00 | 4,420.57 | 6,090.18 |
| FUND TOTALS | 5,676.75 | 4,834.00 | 4,420.57 | 6,090.18 |
| 2018 546 JUVENILE PROBATION FUND | | | | |
| CASH | 183,753.49 | 27,642.83 | 30,617.18 | 186,727.84 |
| TIME DEPOSIT ON ACCOUNT | .00 | .00 | .00 | .00 |
| MBIA MUNICIPAL INVESTORS SERV | .00 | .00 | .00 | .00 |
| FUND TOTALS | 183,753.49 | 27,642.83 | 30,617.18 | 186,727.84 |
| 2018 547 VZCJPD STATE AID GRANT | | | | |
| CASH | 40,458.34 | 53,310.33 | 41,870.54 | 51,898.13 |
| TIME DEPOSIT ON ACCOUNT | .00 | .00 | .00 | .00 |

| ACCOUNT NAME | BEGINNING CASH BALANCE | CASH RECEIPTS | CASH DISBURSEMENTS | ENDING CASH BALANCE |
|--|------------------------|---------------|--------------------|---------------------|
| 2018 548 MBIA MUNICIPAL INVESTORS SERV FUND TOTALS | 40,458.34 | 53,310.33 | 41,870.54 | 51,898.13 |
| 2018 548 VZCJPD PROGRESSIVE SANCTIONS CASH | .00 | .00 | .00 | .00 |
| 2018 548 TIME DEPOSIT ON ACCOUNT | .00 | .00 | .00 | .00 |
| 2018 548 MBIA MUNICIPAL INVESTORS SERV FUND TOTALS | .00 | .00 | .00 | .00 |
| 2018 549 VZCJPD - GRANT N CASH | 20,910.38 | 7,986.00 | 4,302.35 | 24,594.03 |
| 2018 549 TIME DEPOSIT ON ACCOUNT | .00 | .00 | .00 | .00 |
| 2018 549 MBIA MUNICIPAL INVESTORS SERV FUND TOTALS | 20,910.38 | 7,986.00 | 4,302.35 | 24,594.03 |
| 2018 550 D A SUPPLEMENTAL FUND CASH | 7,495.16 | .00 | 2,044.44 | 5,450.72 |
| 2018 550 TIME DEPOSIT ON ACCOUNT | 2,621.39 | .00 | .00 | 2,621.39 |
| 2018 550 MBIA MUNICIPAL INVESTORS SERV FUND TOTALS | 10,116.55 | .00 | 2,044.44 | 8,072.11 |
| 2018 551 VOICES - JUV CJD GRANT CASH | 5,855.94 | .00 | 3,071.20 | 8,927.14 |
| 2018 551 VOICES - CJD JUV GRANT | .00 | .00 | .00 | .00 |
| 2018 551 TIME DEPOSIT ON ACCOUNT | .00 | .00 | .00 | .00 |
| 2018 551 FUND TOTALS | 5,855.94 | .00 | 3,071.20 | 8,927.14 |
| 2018 552 ETCOG RESIDENTIAL CASH | 1,997.62 | 1,136.62 | 322.00 | 1,183.00 |
| 2018 552 FUND TOTALS | 1,997.62 | 1,136.62 | 322.00 | 1,183.00 |
| 2018 553 V - JUV PROB POST FUND CASH | .00 | .00 | .00 | .00 |
| 2018 553 TIME DEPOSIT ON ACCOUNT | .00 | .00 | .00 | .00 |
| 2018 553 MBIA MUNICIPAL INVESTORS SERV FUND TOTALS | .00 | .00 | .00 | .00 |
| 2018 554 GRANT L SECURE FELONY REIMB CASH | 665.00 | .00 | .00 | 665.00 |
| 2018 554 GRANT L SECURE FELONY REIMB | .00 | .00 | .00 | .00 |
| 2018 554 TIME DEPOSIT ON ACCOUNT | .00 | .00 | .00 | .00 |
| 2018 554 FUND TOTALS | 665.00 | .00 | .00 | 665.00 |
| 2018 555 JUVENILE PROBATION INTEREST CASH | 39.66 | .97 | .00 | 40.63 |
| 2018 555 TIME DEPOSIT ON ACCOUNT | 23,574.61 | .00 | .00 | 23,574.61 |
| 2018 555 MBIA MUNICIPAL INVESTORS SERV FUND TOTALS | 23,614.27 | .97 | .00 | 23,615.24 |
| 2018 556 GRANT H-DIVERSION RESIDENTIAL CASH | .00 | .00 | .00 | .00 |
| 2018 556 FUND TOTALS | .00 | .00 | .00 | .00 |
| 2018 557 GRANT I CASH | .00 | .00 | .00 | .00 |
| 2018 557 FUND TOTALS | .00 | .00 | .00 | .00 |
| 2018 558 GRANT S CASH | 12,998.93 | 4,273.00 | 4,395.77 | 12,876.16 |

| ACCOUNT NAME FUND TOTALS | BEGINNING CASH BALANCE | CASH RECEIPTS | CASH DISBURSEMENTS | ENDING CASH BALANCE |
|---|---------------------------|------------------|-----------------------|------------------------|
| 2018 559 MENTAL IMPAIRMENT CASELOAD | 2,282.16- | 8,619.00 | 5,568.33- | 768.51 |
| CASH | .00 | .00 | .00 | .00 |
| TIME DEPOSIT ON ACCOUNT | .00 | .00 | .00 | .00 |
| MBIA MUNICIPAL INVESTORS SERV | .00 | .00 | .00 | .00 |
| FUND TOTALS | 2,282.16- | 8,619.00 | 5,568.33- | 768.51 |
| 2018 560 SALARY ADJUSTMENT FOR JUV PROB | 1.33- | .00 | .00 | 1.33- |
| CASH | .00 | .00 | .00 | .00 |
| TIME DEPOSIT ON ACCOUNT | .00 | .00 | .00 | .00 |
| MBIA MUNICIPAL INVESTORS SERV | .00 | .00 | .00 | .00 |
| FUND TOTALS | 1.33- | .00 | .00 | 1.33- |
| 2018 562 TITLE IV-E FEDERAL FOSTER CARE | .00 | .00 | .00 | .00 |
| CASH | .00 | .00 | .00 | .00 |
| TIME DEPOSIT ON ACCOUNT | .00 | .00 | .00 | .00 |
| MBIA MUNICIPAL INVESTORS SERV | .00 | .00 | .00 | .00 |
| FUND TOTALS | .00 | .00 | .00 | .00 |
| 2018 565 INDIGENT DEFENSE GRANT | 35,218.46 | .00 | 2,849.85- | 32,368.61 |
| CASH | 308.93 | .00 | .00 | 308.93 |
| TIME DEPOSIT ON ACCOUNT | 35,227.39 | .00 | 2,849.85- | 32,677.54 |
| FUND TOTALS | 35,218.46 | .00 | 2,849.85- | 32,368.61 |
| 2018 567 ABATEMENT OFFICER | 50,644.88 | 21,030.00 | 7,731.29- | 63,943.59 |
| CASH | 75,447.49 | .00 | .00 | 75,447.49 |
| TDOA | 126,092.37 | 21,030.00 | 7,731.29- | 139,391.08 |
| FUND TOTALS | 50,644.88 | 21,030.00 | 7,731.29- | 63,943.59 |
| 2018 568 TECHNOLOGY RESOURCES | 1.50 | .00 | .00 | 1.50 |
| CASH | .00 | .00 | .00 | .00 |
| TIME DEPOSIT ON ACCOUNT | .00 | .00 | .00 | .00 |
| FUND TOTALS | 1.50 | .00 | .00 | 1.50 |
| 2018 569 HAVA ELECTION GRANT | 10,153.03 | .00 | .00 | 10,153.03 |
| CASH | 10,153.03 | .00 | .00 | 10,153.03 |
| FUND TOTALS | 10,153.03 | .00 | .00 | 10,153.03 |
| 2018 570 GOLDEN WATER SUPPLY CORP | .00 | .00 | .00 | .00 |
| GOLDEN WATER TDHCA 726216 | .00 | .00 | .00 | .00 |
| MBIA MUNICIPAL INVESTORS SERVI | .00 | .00 | .00 | .00 |
| FUND TOTALS | .00 | .00 | .00 | .00 |
| 2018 580 D.A. CHECK COLLECTION FUND | 5,082.86 | 247.86 | 601.56- | 4,729.16 |
| CASH | 10,272.48 | .00 | .00 | 10,272.48 |
| TIME DEPOSIT ON ACCOUNT | .00 | .00 | .00 | .00 |
| MBIA MUNICIPAL INVESTORS SERV | 15,355.34 | 247.86 | 601.56- | 15,001.64 |
| FUND TOTALS | 5,082.86 | 247.86 | 601.56- | 4,729.16 |
| 2018 591 CONSTABLE #1 TLEOSE FUND | 1,888.88 | .00 | 720.64- | 1,168.24 |
| CASH | .49- | .00 | .00 | .49- |
| CASH - CITIZENS NATIONAL | .00 | .00 | .00 | .00 |
| TDOA | .00 | .00 | .00 | .00 |
| MBIA MUNICIPAL INVESTORS SERV | 1,888.39 | .00 | 720.64- | 1,167.75 |
| FUND TOTALS | 1,888.88 | .00 | 720.64- | 1,168.24 |
| 2018 592 CONSTABLE #2 TLEOSE FUND | 1,184.54 | .00 | .00 | 1,184.54 |
| CASH | 1,184.54 | .00 | .00 | 1,184.54 |

| ACCOUNT NAME | BEGINNING CASH BALANCE | CASH RECEIPTS | CASH DISBURSEMENTS | ENDING CASH BALANCE |
|--|------------------------|---------------|--------------------|---------------------|
| 2018 593 CONSTABLE #3 TLEOSE FUND | 1,184.54 | .00 | .00 | 1,184.54 |
| CASH OTHER | .00 | .00 | .00 | .00 |
| MBIA MUNICIPAL INVESTORS SERV | .00 | .00 | .00 | .00 |
| FUND TOTALS | 1,184.54 | .00 | .00 | 1,184.54 |
| 2018 594 CONSTABLE #4 TLEOSE FUND | 678.30 | .00 | .00 | 678.30 |
| CASH OTHER - ANB/CANTON | 1,790.75 | .00 | .00 | 1,790.75 |
| MBIA MUNICIPAL INVESTORS SERV | .00 | .00 | .00 | .00 |
| FUND TOTALS | 2,469.05 | .00 | .00 | 2,469.05 |
| 2018 595 SHERIFF TLEOSE FUND | 4,266.32 | .00 | .00 | 4,266.32 |
| CASH DEPOSIT ON ACCOUNT | .00 | .00 | .00 | .00 |
| MBIA MUNICIPAL INVESTORS SERV | .00 | .00 | .00 | .00 |
| FUND TOTALS | 4,266.32 | .00 | .00 | 4,266.32 |
| 2018 596 DA TLEOSE FUND | 8,235.72 | .00 | 1,834.09 | 6,401.63 |
| CASH | .00 | .00 | .00 | .00 |
| MBIA MUNICIPAL INVESTORS SERV | .00 | .00 | 1,834.09 | 6,401.63 |
| FUND TOTALS | 8,235.72 | .00 | 1,834.09 | 6,401.63 |
| 2018 597 VZC COMMISSARY PERSONNEL FUND | 941.88 | .00 | .00 | 941.88 |
| CASH | .00 | .00 | .00 | .00 |
| MBIA MUNICIPAL INVESTORS SERV | .00 | .00 | .00 | .00 |
| FUND TOTALS | 941.88 | .00 | .00 | 941.88 |
| 2018 600 JUSTICE COURT TECHNOLOGY FUND | 2.41 | .00 | .00 | 2.41 |
| CASH | .00 | .00 | .00 | .00 |
| MBIA MUNICIPAL INVESTORS SERV | .00 | .00 | .00 | .00 |
| FUND TOTALS | 2.41 | .00 | .00 | 2.41 |
| 2018 602 CHILD ADVOCACY | 4,672.20 | 1,129.67 | .00 | 5,801.87 |
| HISTORICAL COMMISSION CASH | 41,260.10 | .00 | .00 | 41,260.10 |
| MBIA MUNICIPAL INVESTORS SERV | .00 | .00 | .00 | .00 |
| FUND TOTALS | 45,932.30 | 1,129.67 | .00 | 47,061.97 |
| 2018 800 CONTRIBUTION RELIEF FUND | 16,082.93 | .00 | .00 | 16,082.93 |
| CASH | .00 | .00 | .00 | .00 |
| TIME DEPOSIT ON ACCOUNT | .00 | .00 | .00 | .00 |
| FUND TOTALS | 16,082.93 | .00 | .00 | 16,082.93 |
| 2018 802 VETERAN'S MEMORIAL WALL FUND | .00 | .00 | .00 | .00 |
| CASH | .00 | .00 | .00 | .00 |
| TIME DEPOSIT ON ACCOUNT | .00 | .00 | .00 | .00 |
| FUND TOTALS | .00 | .00 | .00 | .00 |
| 2018 803 HISTORICAL COMMISSION | 800.65 | 4.86 | 132.31 | 673.20 |
| HISTORICAL COMMISSION CASH | 10,053.62 | .00 | .00 | 10,053.62 |
| TIME DEPOSIT ON ACCOUNT | .00 | 4.86 | .00 | 4.86 |
| FUND TOTALS | 10,854.27 | 4.86 | 132.31 | 10,726.82 |
| 2018 804 VAN TORNADO-ASSISTANCE | 31,449.37 | .00 | .00 | 31,449.37 |
| VAN TORNADO-ASSISTANCE-CASH | .00 | .00 | .00 | .00 |

| ACCOUNT NAME | BEGINNING CASH BALANCE | CASH RECEIPTS | CASH DISBURSEMENTS | ENDING CASH BALANCE |
|--------------------------------|------------------------|---------------|--------------------|---------------------|
| 2018 805 FEMA - DEC 2015 STORM | 31,449.37- | .00 | .00 | 31,449.37- |
| CASH TIME DEPOSIT ON ACCOUNT | 470.66 | .00 | .00 | 470.66 |
| FUND TOTALS | 470.66 | .00 | .00 | 470.66 |
| 2018 806 FEMA APRIL 2016 STORM | .00 | 8,102.81 | .00 | 8,102.81 |
| CASH TIME DEPOSIT ON ACCOUNT | .00 | .00 | .00 | .00 |
| FUND TOTALS | .00 | 8,102.81 | .00 | 8,102.81 |
| GRAND TOTALS | 11,922,876.70 | 2,387,826.44 | 3,157,426.88- | 11,153,276.26 |

| ACCOUNT NUMBER | ACCOUNT NAME | DATE | AMDMT NUMBER | OLD BUDGET AMOUNT | AMENDED BUDGET AMOUNT | DESCRIPTION | AMOUNT OF CHANGE | CLK |
|------------------|--------------------|------------|------------------|-------------------|-----------------------|-----------------------------|------------------|-----|
| 2018 010-371-100 | OTHER MISC. REVENU | 01/10/2018 | 180025 | 24,000.00 | 24,437.50 | PROVIDE FUNDS FOR HEALTHY C | 437.50 | SH |
| | | | TOTAL AMENDMENTS | 1 | TOTAL CHANGES | | 437.50 | |
| 2018 010-400-483 | BONDING | 11/30/2017 | 180018 | .00 | 296.92 | TO COVER EXPENSES | 296.92 | KE |
| | | | TOTAL AMENDMENTS | 1 | TOTAL CHANGES | | 296.92 | |
| 2018 010-402-495 | MISCELLANEOUS EXPE | 01/10/2018 | 180025 | 700.00 | 1,137.50 | PROVIDE FUNDS FOR HEALTHY C | 437.50 | SH |
| | | | TOTAL AMENDMENTS | 1 | TOTAL CHANGES | | 437.50 | |
| 2018 010-409-482 | INSURANCE - ALL | 06/13/2018 | 180082 | 175,000.00 | 174,900.00 | LINE ITEM TRANSFER | 100.00 | MK |
| | | | TOTAL AMENDMENTS | 1 | TOTAL CHANGES | | 100.00 | |
| 2018 010-409-482 | INSURANCE - ALL | 06/27/2018 | 180092 | 174,900.00 | 173,900.00 | LINE ITEM TRANSFER | 1,000.00 | MK |
| | | | TOTAL AMENDMENTS | 1 | TOTAL CHANGES | | 1,000.00 | |
| 2018 010-409-495 | MISCELLANEOUS | 11/30/2017 | 180018 | 1,000.00 | 1,593.84 | TO COVER EXPENSES | 593.84 | KE |
| | | | TOTAL AMENDMENTS | 1 | TOTAL CHANGES | | 593.84 | |
| 2018 010-409-495 | MISCELLANEOUS | 06/13/2018 | 180082 | 406.16 | 506.16 | LINE ITEM TRANSFER | 100.00 | MK |
| | | | TOTAL AMENDMENTS | 4 | TOTAL CHANGES | | 1,593.84 | |
| 2018 010-410-475 | ECONOMIC DEVELOPME | 03/21/2018 | 180040 | 3,334.00 | 3,666.66 | LINE ITEM TRANSFER | 332.66 | SH |
| | | | TOTAL AMENDMENTS | 1 | TOTAL CHANGES | | 332.66 | |
| 2018 010-410-495 | MISCELLANEOUS | 03/21/2018 | 180040 | 1,500.00 | 1,167.34 | LINE ITEM TRANSFER | 332.66 | SH |
| | | | TOTAL AMENDMENTS | 2 | TOTAL CHANGES | | .00 | |
| 2018 010-426-413 | COURT TRANSLATORS | 06/13/2018 | 180081 | .00 | 229.11 | LINE ITEM TRANSFER | 229.11 | MK |
| | | | TOTAL AMENDMENTS | 1 | TOTAL CHANGES | | 229.11 | |
| 2018 010-426-417 | SP LEG SERV&VIS JU | 06/13/2018 | 180081 | 250.00 | 20.89 | LINE ITEM TRANSFER | 229.11 | MK |
| | | | TOTAL AMENDMENTS | 2 | TOTAL CHANGES | | .00 | |
| 2018 010-445-416 | INDIGENT LEGAL AID | 05/30/2018 | 180071 | .00 | 5,000.00 | TO COVER AG COUNT APPT. ATT | 5,000.00 | KE |
| | | | TOTAL AMENDMENTS | 1 | TOTAL CHANGES | | 5,000.00 | |
| 2018 010-445-483 | BONDING | 11/30/2017 | 180018 | .00 | 5,296.92 | TO COVER EXPENSES | 5,296.92 | KE |
| | | | TOTAL AMENDMENTS | 2 | TOTAL CHANGES | | 5,296.92 | |
| 2018 010-461-483 | BONDING | 04/18/2018 | 180052 | .00 | 50.00 | LINE ITEM TRANSFER | 50.00 | SH |
| | | | TOTAL AMENDMENTS | 1 | TOTAL CHANGES | | 50.00 | |
| 2018 010-461-495 | MISCELLANEOUS | 04/18/2018 | 180052 | 50.00 | 50.00 | LINE ITEM TRANSFER | 50.00 | SH |
| | | | TOTAL AMENDMENTS | 2 | TOTAL CHANGES | | .00 | |
| 2018 010-462-485 | JURORS EXPENSE | 04/04/2018 | 180048 | 500.00 | 410.00 | LINE ITEM TRANSFER | 90.00 | SH |
| | | | TOTAL AMENDMENTS | 1 | TOTAL CHANGES | | 90.00 | |
| 2018 010-462-495 | MISCELLANEOUS | 04/04/2018 | 180048 | .00 | 90.00 | LINE ITEM TRANSFER | 90.00 | SH |
| | | | TOTAL AMENDMENTS | 2 | TOTAL CHANGES | | .00 | |
| 2018 010-476-103 | SALARIES - EMPLOYE | 06/27/2018 | 180096 | 405,346.82 | 401,194.76 | LINE ITEM TRANSFER | 4,152.06 | MK |
| | | | TOTAL AMENDMENTS | 4 | TOTAL CHANGES | | 4,152.06 | |
| 2018 010-476-406 | TRANSCRIPTS & PROS | 05/14/2018 | 180063 | 7,000.00 | 6,962.00 | LINE ITEM TRANSFER | 38.00 | SH |
| | | | TOTAL AMENDMENTS | 1 | TOTAL CHANGES | | 38.00 | |
| 2018 010-476-483 | BONDING | 05/14/2018 | 180063 | 250.00 | 288.00 | LINE ITEM TRANSFER | 38.00 | SH |
| | | | TOTAL AMENDMENTS | 1 | TOTAL CHANGES | | 38.00 | |
| 2018 010-476-572 | OFFICE EQUIPMENT | 06/27/2018 | 180096 | .00 | 4,152.06 | LINE ITEM TRANSFER | 4,152.06 | MK |
| | | | TOTAL AMENDMENTS | 4 | TOTAL CHANGES | | 4,152.06 | |
| 2018 010-495-103 | SALARIES - EMPLOYE | 04/04/2018 | 180045 | 127,068.00 | 125,568.00 | PROVIDE FUNDS FOR SCANNER | 1,500.00 | SH |
| | | | TOTAL AMENDMENTS | 1 | TOTAL CHANGES | | 1,500.00 | |
| 2018 010-495-310 | OFFICE SUPPLIES | 02/21/2018 | 180033 | 1,950.00 | 1,850.00 | LINE ITEM TRANSFER | 100.00 | SH |
| | | | TOTAL AMENDMENTS | 1 | TOTAL CHANGES | | 100.00 | |
| 2018 010-495-310 | OFFICE SUPPLIES | 04/04/2018 | 180045 | 1,850.00 | 3,350.00 | PROVIDE FUNDS FOR SCANNER | 1,500.00 | SH |
| | | | TOTAL AMENDMENTS | 2 | TOTAL CHANGES | | 1,500.00 | |
| 2018 010-495-311 | OFFICE SUPPLIES | 05/31/2018 | 180075 | 3,350.00 | 3,400.00 | \$ TO COVER BOND | 50.00 | KE |
| | | | TOTAL AMENDMENTS | 1 | TOTAL CHANGES | | 50.00 | |
| 2018 010-495-311 | POSTAGE | 06/04/2018 | 180078 | 600.00 | 400.00 | LINE ITEM TRANSFER | 200.00 | SH |
| | | | TOTAL AMENDMENTS | 1 | TOTAL CHANGES | | 200.00 | |
| 2018 010-495-427 | TRAINING | 06/04/2018 | 180078 | 2,500.00 | 2,700.00 | LINE ITEM TRANSFER | 200.00 | SH |
| | | | TOTAL AMENDMENTS | 1 | TOTAL CHANGES | | 200.00 | |
| 2018 010-495-483 | BONDING | 05/31/2018 | 180075 | 250.00 | 300.00 | \$ TO COVER BOND | 50.00 | KE |
| | | | TOTAL AMENDMENTS | 1 | TOTAL CHANGES | | 50.00 | |
| 2018 010-495-495 | MISCELLANEOUS | 02/21/2018 | 180033 | 150.00 | 250.00 | LINE ITEM TRANSFER | 100.00 | SH |
| | | | TOTAL AMENDMENTS | 8 | TOTAL CHANGES | | 100.00 | |
| 2018 010-499-311 | POSTAGE | 12/14/2017 | 180021 | 8,000.00 | 7,000.00 | LINE ITEM TRANSFER | 1,000.00 | SH |
| | | | TOTAL AMENDMENTS | 1 | TOTAL CHANGES | | 1,000.00 | |
| 2018 010-499-311 | POSTAGE | 05/30/2018 | 180067 | 7,000.00 | 6,000.00 | TO COVER EXPENSES | 1,000.00 | SH |
| | | | TOTAL AMENDMENTS | 2 | TOTAL CHANGES | | 1,000.00 | |
| 2018 010-499-428 | TRAVEL | 12/14/2017 | 180021 | 1,000.00 | 1,000.00 | LINE ITEM TRANSFER | 1,000.00 | SH |
| | | | TOTAL AMENDMENTS | 1 | TOTAL CHANGES | | 1,000.00 | |
| 2018 010-499-428 | TRAVEL | 05/30/2018 | 180067 | 1,000.00 | 2,000.00 | TO COVER EXPENSES | 1,000.00 | KE |
| | | | TOTAL AMENDMENTS | 2 | TOTAL CHANGES | | 1,000.00 | |

| ACCOUNT NUMBER | ACCOUNT NAME | DATE | AMDMT NUMBER | OLD BUDGET AMOUNT | AMENDED BUDGET AMOUNT | AMOUNT OF CHANGE | DESCRIPTION | |
|------------------|--|------------|------------------|-------------------|-----------------------|------------------|--------------------------|---------------|
| 2018 010-499-495 | MISCELLANEOUS EXPENDITURES - TAX COLLECTOR | 12/14/2017 | 180021 | 300.00 | 800.00 | 500.00 | LINE ITEM TRANSFER | SH |
| | | | TOTAL AMENDMENTS | 5 | TOTAL CHANGES | | | |
| 2018 010-510-332 | CUSTODIAL SUPPLIES | 06/26/2018 | 180070 | 5,000.00 | 7,000.00 | 2,000.00 | LINE ITEM TRANSFER | KE |
| 2018 010-510-450 | REP & MAINT. BLDGS | 05/31/2018 | 180094 | 20,000.00 | 30,000.00 | 10,000.00 | TO COVER EXPENSES | KE |
| 2018 010-510-450 | REP & MAINT. BLDGS | 06/26/2018 | 180090 | 30,000.00 | 28,000.00 | 2,000.00 | LINE ITEM TRANSFER | KE |
| 2018 010-510-451 | REP. & MAINT. - MACH. - | 05/31/2018 | 180074 | 15,000.00 | 10,000.00 | 5,000.00 | TO COVER EXPENSES | KE |
| 2018 010-510-571 | MACHINERY & EQUIPM | 05/31/2018 | 180074 | 5,000.00 | .00 | 5,000.00 | TO COVER EXPENSES | KE |
| 2018 010-510-578 | BLDG MAINT EQUIPME | 05/30/2018 | 180070 | .00 | 25,015.00 | 25,015.00 | TO COVER EXPENSES | KE |
| | | | TOTAL AMENDMENTS | 6 | TOTAL CHANGES | | | |
| 2018 010-551-339 | UNIFORMS | 05/31/2018 | 180073 | 400.00 | .00 | 400.00 | TO COVER EXPENSES | KE |
| 2018 010-551-451 | AUTO MAINTENANCE | 05/14/2018 | 180065 | .00 | 261.59 | 261.59 | LINE ITEM TRANSFER | SH |
| 2018 010-551-451 | AUTO MAINTENANCE | 05/31/2018 | 180073 | 261.59 | 661.59 | 400.00 | TO COVER EXPENSES | KE |
| 2018 010-551-495 | MISCELLANEOUS | 04/04/2018 | 180044 | .00 | 479.52 | 479.52 | PROVIDE FUNDS FOR COPS | SH |
| 2018 010-551-575 | AUTO PURCHASES | 04/04/2018 | 180044 | 36,000.00 | 35,520.48 | 479.52 | PROVIDE FUNDS FOR COPS | SH |
| 2018 010-551-575 | AUTO PURCHASES | 05/14/2018 | 180065 | 35,520.48 | 35,258.89 | 261.59 | LINE ITEM TRANSFER | SH |
| 2018 010-551-575 | AUTO PURCHASES | 05/14/2018 | 180070 | 35,258.89 | 10,243.89 | 25,015.00 | TO COVER EXPENSES | KE |
| 2018 010-551-575 | AUTO PURCHASES | 05/30/2018 | 180071 | 10,243.89 | 5,243.89 | 5,000.00 | TO COVER AG COUNT | APPT. AFT |
| | | | TOTAL AMENDMENTS | 8 | TOTAL CHANGES | | | |
| 2018 010-553-330 | FUEL AND LUBRICANT | 06/27/2018 | 180092 | 2,500.00 | 3,500.00 | 1,000.00 | LINE ITEM TRANSFER | MK |
| 2018 010-553-330 | FUEL AND LUBRICANT | 06/27/2018 | 180092 | 2,500.00 | 3,500.00 | 1,000.00 | LINE ITEM TRANSFER | MK |
| 2018 015-352-400 | FORFEITED PROPERTY | 02/08/2018 | 180028 | 5,000.00 | 15,699.44 | 10,699.44 | INCREASE THE BUDGET-DEA | MON KE |
| | | | TOTAL AMENDMENTS | 1 | TOTAL CHANGES | | | |
| 2018 015-560-492 | DRUG INVESTIGATION | 02/08/2018 | 180028 | .00 | 2,699.44 | 2,699.44 | INCREASE THE BUDGET-DEA | MON KE |
| 2018 015-560-495 | MISC | 02/08/2018 | 180028 | 10,000.00 | 18,000.00 | 8,000.00 | INCREASE THE BUDGET-DEA | MON KE |
| | | | TOTAL AMENDMENTS | 2 | TOTAL CHANGES | | | |
| 2018 018-510-402 | CONTRACT SERVICES | 10/26/2017 | 180009 | .00 | 2,000.00 | 2,000.00 | INCREASE THE BUDGET | KE |
| | | | TOTAL AMENDMENTS | 1 | TOTAL CHANGES | | | |
| 2018 021-364-100 | SALE OF PROPERTY | 04/04/2018 | 180047 | .00 | 24,126.00 | 24,126.00 | INCREASE REV/EXP | PROCEEDS F SH |
| | | | TOTAL AMENDMENTS | 1 | TOTAL CHANGES | | | |
| 2018 021-380-300 | GRANT REV 2016 DIS | 03/07/2018 | 180037 | .00 | 1,206.75 | 1,206.75 | INCREASE REV AND EXPENSE | SH |
| | | | TOTAL AMENDMENTS | 1 | TOTAL CHANGES | | | |
| 2018 021-390-804 | TRN FROM VAN TORNA | 12/14/2017 | 180024 | .00 | 157,053.25 | 157,053.25 | TRANSFER FUNDS FROM FEMA | PC SH |
| 2018 021-390-804 | TRN FROM VAN TORNA | 05/14/2018 | 180052 | 157,053.25 | 269,214.59 | 112,161.34 | TRANSFER FUNDS FROM FEMA | 804 TO SH |
| | | | TOTAL AMENDMENTS | 2 | TOTAL CHANGES | | | |
| 2018 021-621-335 | ROAD & BRIDGE MATE | 12/14/2017 | 180024 | 550,000.00 | 707,053.25 | 157,053.25 | TRANSFER FUNDS FROM FEMA | PC SH |
| 2018 021-621-335 | ROAD & BRIDGE MATE | 04/23/2018 | 180054 | 707,053.25 | 687,053.25 | 20,000.00 | LINE ITEM TRANSFER | SH |
| 2018 021-621-335 | ROAD & BRIDGE MATE | 04/23/2018 | 180054 | 687,053.25 | 681,024.05 | 6,029.20 | LINE ITEM TRANSFER | SH |
| 2018 021-621-335 | ROAD & BRIDGE MATE | 05/14/2018 | 180062 | 681,024.05 | 793,185.39 | 112,161.34 | TRANSFER FUNDS 804 TO | SH |
| 2018 021-621-335 | ROAD & BRIDGE MATE | 06/26/2018 | 180089 | 793,185.39 | 791,185.39 | 2,000.00 | LINE ITEM TRANSFER | KE |
| 2018 021-621-461 | MACHINERY RENTAL | 04/23/2018 | 180054 | 100.00 | 20,100.00 | 20,000.00 | LINE ITEM TRANSFER | SH |
| 2018 021-621-495 | MISCELLANEOUS EXPE | 03/07/2018 | 180037 | 12,500.00 | 13,706.75 | 1,206.75 | INCREASE REV AND EXPENSE | SH |
| 2018 021-621-571 | EQUIPMENT PURCHASE | 04/04/2018 | 180047 | 40,000.00 | 64,126.00 | 24,126.00 | INCREASE REV/EXP | PROCEEDS F SH |
| 2018 021-621-571 | EQUIPMENT PURCHASE | 04/23/2018 | 180053 | 64,126.00 | 94,126.00 | 30,000.00 | INCREASE FROM RESERVE | TO PU SH |
| 2018 021-621-571 | EQUIPMENT PURCHASE | 06/26/2018 | 180089 | 94,126.00 | 96,126.00 | 2,000.00 | LINE ITEM TRANSFER | KE |
| | | | TOTAL AMENDMENTS | 10 | TOTAL CHANGES | | | |
| | | | | | | 318,518.14 | | |

| ACCOUNT NUMBER | ACCOUNT NAME | DATE | AMDMT NUMBER | OLD BUDGET AMOUNT | AMENDED BUDGET AMOUNT | AMOUNT OF CHANGE | DESCRIPTION | CLK |
|------------------|--|------------|--------------|-------------------|-----------------------|------------------|-----------------------------|-----|
| 2018 021-700-804 | TRANSFER TO VAN TO EXPENDITURES - RB#1 TRANSFERS | 04/23/2018 | 180054 | 1.00 | 6,029.20 | 6,029.20 | LINE ITEM TRANSFER | SH |
| 2018 022-367-000 | DONATIONS - GENERA | 05/30/2018 | 180069 | 1.00 | 150,000.00 | 150,000.00 | DONATION-HEBRON MINISTRIES, | KE |
| 2018 022-370-100 | ROAD DAMAGE PAYMEN | 11/16/2017 | 180014 | 1.00 | 308,550.00 | 308,550.00 | AMEND FY2018 BUDGET FOR ROA | KE |
| 2018 022-380-300 | GRANT REV 2016 DIS | 03/07/2018 | 180037 | 1.00 | 1,206.75 | 1,206.75 | INCREASE REV AND EXPENSE | SH |
| 2018 022-390-804 | TRN FROM VAN TORNA | 12/14/2017 | 180023 | 1.00 | 2,406.51 | 2,406.51 | TRANSFER FUNDS FROM FEMA FU | SH |
| 2018 022-622-335 | ROAD & BRIDGE MATE | 11/16/2017 | 180014 | 1,056,000.00 | 1,364,550.00 | 308,550.00 | AMEND FY2018 BUDGET FOR ROA | KE |
| 2018 022-622-335 | ROAD & BRIDGE MATE | 01/10/2018 | 180026 | 1,364,550.00 | 1,344,550.00 | 20,000.00 | PROVIDE FUNDS FOR REPAIR ON | SH |
| 2018 022-622-335 | ROAD & BRIDGE MATE | 02/28/2018 | 180035 | 1,344,550.00 | 1,339,550.00 | 5,000.00 | LINE ITEM TRANSFER RECLAME | SH |
| 2018 022-622-335 | ROAD & BRIDGE MATE | 03/07/2018 | 180038 | 1,339,550.00 | 1,337,523.00 | 2,027.00 | LINE ITEM TRANSFER FOR ADDI | SH |
| 2018 022-622-335 | ROAD & BRIDGE MATE | 05/02/2018 | 180058 | 1,337,523.00 | 1,332,523.00 | 5,000.00 | TO COVER EXPENSES | KE |
| 2018 022-622-335 | ROAD & BRIDGE MATE | 05/30/2018 | 180059 | 1,332,523.00 | 1,482,523.00 | 150,000.00 | DONATION-HEBRON MINISTRIES, | KE |
| 2018 022-622-335 | ROAD & BRIDGE MATE | 05/31/2018 | 180072 | 1,482,523.00 | 1,480,638.79 | 8,115.79 | LINE ITEM TRANSFER RENTAL E | KE |
| 2018 022-622-335 | ROAD & BRIDGE MATE | 05/31/2018 | 180077 | 1,480,638.79 | 1,481,638.79 | 1,000.00 | LINE ITEM TRANSFER RENTAL E | KE |
| 2018 022-622-335 | ROAD & BRIDGE MATE | 06/27/2018 | 180093 | 1,481,638.79 | 1,481,638.79 | 3,000.00 | LINE ITEM TRANSFER | KE |
| 2018 022-622-335 | FEMA VAN TORNADO - | 10/04/2017 | 180007 | 113,750.22 | 113,750.22 | 113,750.22 | INCREASE THE BUDGET | KE |
| 2018 022-622-336 | FEMA VAN TORNADO - | 12/14/2017 | 180023 | 113,750.22 | 116,156.73 | 2,406.51 | TRANSFER FUNDS FROM FEMA FU | SH |
| 2018 022-622-336 | FEMA VAN TORNADO - | 05/31/2018 | 180072 | 116,156.73 | 115,489.20 | 667.53 | LINE ITEM TRANSFER | KE |
| 2018 022-622-337 | FEMA DEC 2015 STOR | 10/04/2017 | 180077 | 83,610.67 | 76,162.41 | 7,448.26 | LINE ITEM TRANSFER | KE |
| 2018 022-622-337 | FEMA DEC 2015 STOR | 05/31/2018 | 180093 | 3,500.00 | 6,500.00 | 3,000.00 | LINE ITEM TRANSFER | KE |
| 2018 022-622-340 | SHOP SUPPLIES & TO | 06/27/2018 | 180026 | 20,000.00 | 40,000.00 | 20,000.00 | PROVIDE FUNDS FOR REPAIR ON | SH |
| 2018 022-622-451 | REPAIR & MAINT. | 01/10/2018 | 180035 | 40,000.00 | 45,000.00 | 5,000.00 | LINE ITEM TRANSFER RECLAME | SH |
| 2018 022-622-451 | REPAIR & MAINT. | 02/28/2018 | 180038 | 45,000.00 | 50,000.00 | 5,000.00 | TO COVER EXPENSES | KE |
| 2018 022-622-451 | REPAIR & MAINT. | 05/02/2018 | 180058 | 50,000.00 | 6,000.00 | 6,000.00 | TO COVER MACHINERY RENTAL E | KE |
| 2018 022-622-495 | MISCELLANEOUS EXPE | 05/31/2018 | 180077 | 1,000.00 | 2,206.75 | 1,206.75 | INCREASE REV AND EXPENSE | SH |
| 2018 022-622-571 | EQUIPMENT PURCHASE | 03/07/2018 | 180038 | 78,000.00 | 80,027.00 | 2,027.00 | LINE ITEM TRANSFER FOR ADDI | SH |
| 2018 023-367-000 | DONATIONS - GENERA | 04/04/2018 | 180043 | 1.00 | 14,000.00 | 14,000.00 | INCREASE REVENUE/EXPENSE - | SH |
| 2018 023-380-200 | FINANCING ISSURANC | 03/07/2018 | 180036 | 157,900.00 | 157,900.00 | 157,900.00 | INCREASE REV AND EXP TO PUR | SH |
| 2018 023-380-300 | GRANT REV 2016 DIS | 03/07/2018 | 180037 | 1,206.75 | 1,206.75 | 1,206.75 | INCREASE REV AND EXPENSE | SH |
| 2018 023-623-335 | ROAD & BRIDGE MATE | 04/04/2018 | 180043 | 760,000.00 | 774,000.00 | 14,000.00 | INCREASE REVENUE/EXPENSE - | SH |
| 2018 023-623-335 | ROAD & BRIDGE MATE | 06/27/2018 | 180094 | 774,000.00 | 773,000.00 | 1,000.00 | LINE ITEM TRANSFER | MK |
| 2018 023-623-402 | CONTRACT SERVICES | 04/18/2018 | 180051 | 3,500.00 | 3,500.00 | 3,500.00 | LINE ITEM TRANSFER | SH |
| 2018 023-623-461 | MACHINERY RENTAL | 05/10/2018 | 180061 | 10,000.00 | 30,000.00 | 20,000.00 | PROVIDE FUNDS FOR MOTOR GRA | SH |
| 2018 023-623-495 | MISCELLANEOUS EXPE | 03/07/2018 | 180037 | 3,000.00 | 4,206.75 | 1,206.75 | INCREASE REV AND EXPENSE | SH |
| 2018 023-623-495 | MISCELLANEOUS EXPE | 06/27/2018 | 180094 | 4,206.75 | 5,206.75 | 1,000.00 | LINE ITEM TRANSFER | MK |
| 2018 023-623-571 | EQUIPMENT PURCHASE | 03/07/2018 | 180036 | 50,000.00 | 207,900.00 | 157,900.00 | INCREASE REV AND EXP TO PUR | SH |
| 2018 023-623-571 | EQUIPMENT PURCHASE | 04/18/2018 | 180051 | 207,900.00 | 204,400.00 | 3,500.00 | LINE ITEM TRANSFER | SH |
| 2018 023-623-571 | EQUIPMENT PURCHASE | 04/18/2018 | 180051 | 207,900.00 | 204,400.00 | 3,500.00 | LINE ITEM TRANSFER | SH |
| 2018 023-623-571 | EQUIPMENT PURCHASE | 04/18/2018 | 180051 | 207,900.00 | 204,400.00 | 3,500.00 | LINE ITEM TRANSFER | SH |

| ACCOUNT NUMBER | ACCOUNT NAME | DATE | AMDMT NUMBER | OLD BUDGET AMOUNT | BUDGET AMOUNT | AMOUNT OF CHANGE | DESCRIPTION | CLK |
|------------------|----------------------------|------------|------------------|-------------------|---------------|------------------|-----------------------------|-----|
| 2018 024-364-100 | SALE OF PROPERTY | 06/27/2018 | 180095 | 1.00 | 20,010.00- | 20,010.00- | INCREASE REV & EXP | MK |
| | | | TOTAL AMENDMENTS | 1 | TOTAL CHANGES | | | |
| 2018 024-380-200 | FINANCING ISSURANC | 11/02/2017 | 180013 | .00 | 109,088.00- | 109,088.00- | INCREASE R&B PCT 4 FY 2018 | FT |
| 2018 024-380-300 | GRANT REV 2016 DIS | 03/07/2018 | 180037 | .00 | 1,206.75- | 1,206.75- | INCREASE REV AND EXPENSE | SH |
| | | | TOTAL AMENDMENTS | 2 | TOTAL CHANGES | | | |
| 2018 024-390-804 | TRN FROM VAN TORNA | 12/14/2017 | 180022 | .00 | 7,121.25- | 7,121.25- | TRANSFER FUNDS FROM FEMA | SH |
| 2018 024-390-806 | TRN FRM APR 2016 S | 12/14/2017 | 180022 | .00 | 285,635.94- | 285,635.94- | TRANSFER FUNDS FROM FEMA | SH |
| 2018 024-390-806 | TRN FRM APR 2016 S | 06/27/2018 | 180097 | 285,635.94- | 292,799.70- | 7,163.76- | INCREASE REV/EXP PW# 200 | MK |
| 2018 024-390-806 | TRN FRM APR 2016 S | 06/27/2018 | 180098 | 292,799.70- | 293,738.75- | 939.05- | INCREASE REV/EXP PW #191 | MK |
| | | | TOTAL AMENDMENTS | 4 | TOTAL CHANGES | 300,860.00- | | |
| 2018 024-624-103 | SALARIES - EMPLOYE | 05/02/2018 | 180059 | 236,555.00 | 228,555.00 | 8,000.00- | TO COVER EXPENSES | KE |
| 2018 024-624-107 | SALARIES-EXTRA HEL | 05/02/2018 | 180059 | .00 | 8,000.00 | 8,000.00 | TO COVER EXPENSES | KE |
| 2018 024-624-335 | ROAD & BRIDGE MATE | 11/02/2017 | 180012 | 250,000.00 | 248,400.00 | 1,600.00- | LINE ITEM TRANSFERS | FT |
| 2018 024-624-335 | ROAD & BRIDGE MATE | 11/02/2017 | 180012 | 248,400.00 | 247,950.00 | 450.00- | LINE ITEM TRANSFERS | FT |
| 2018 024-624-335 | ROAD & BRIDGE MATE | 05/30/2018 | 180068 | 247,950.00 | 221,950.00 | 26,000.00- | TO COVER EQUIP. PURCHASE | KE |
| 2018 024-624-335 | ROAD & BRIDGE MATE | 06/27/2018 | 180095 | 221,950.00 | 241,960.00 | 20,010.00 | INCREASE REV & EXP | MK |
| 2018 024-624-335 | ROAD & BRIDGE MATE | 06/27/2018 | 180097 | 241,960.00 | 249,123.76 | 7,163.76 | INCREASE REV/EXP PW# 200 | MK |
| 2018 024-624-335 | ROAD & BRIDGE MATE | 05/27/2018 | 180098 | 249,123.76 | 250,062.81 | 939.05 | INCREASE REV/EXP PW #191 | MK |
| 2018 024-624-338 | FEMA VAN TORNADO - | 12/14/2017 | 180022 | 48,800.00 | 55,921.25 | 7,121.25 | TRANSFER FUNDS FROM FEMA | SH |
| 2018 024-624-338 | FEMA APR 2016 STOR | 12/14/2017 | 180022 | .00 | 285,635.94 | 285,635.94 | TRANSFER FUNDS FROM FEMA | SH |
| 2018 024-624-339 | UNIFORMS | 11/02/2017 | 180012 | 4,250.00 | 4,700.00 | 450.00 | LINE ITEM TRANSFERS | FT |
| 2018 024-624-340 | SHOP SUPPLIES & TO | 05/31/2018 | 180076 | 4,250.00 | 3,250.00 | 1,000.00- | TO COVER TRAINING EXPENSES | KE |
| 2018 024-624-427 | TRAINING | 05/31/2018 | 180076 | 1,900.00 | 2,900.00 | 1,000.00 | TO COVER TRAINING EXPENSES | KE |
| 2018 024-624-483 | BONDING | 11/02/2017 | 180012 | 2,400.00 | .00 | 2,400.00- | LINE ITEM TRANSFERS | FT |
| 2018 024-624-495 | MISCELLANEOUS EXPE | 11/02/2017 | 180012 | .00 | 4,000.00 | 4,000.00 | LINE ITEM TRANSFERS | FT |
| 2018 024-624-495 | MISCELLANEOUS EXPE | 03/07/2018 | 180037 | 4,000.00 | 5,206.75 | 1,206.75 | INCREASE REV AND EXPENSE | SH |
| 2018 024-624-571 | EQUIPMENT PURCHASE | 05/30/2018 | 180058 | .00 | 26,000.00 | 26,000.00 | TO COVER EQUIP. PURCHASE | KE |
| 2018 024-624-589 | EQUIPMENT PAYMENTS | 11/02/2017 | 180013 | .00 | 22,825.00 | 22,825.00 | TO COVER EQUIP. PURCHASE | KE |
| | EXPENDITURES - PCT.4 | | TOTAL AMENDMENTS | 18 | TOTAL CHANGES | 344,901.75 | | |
| 2018 040-371-100 | OTHER MISC. REVENU | 06/13/2018 | 180087 | .00 | 1,200.00- | 1,200.00- | INCREASE REV & EXP | MK |
| | | | TOTAL AMENDMENTS | 1 | TOTAL CHANGES | | | |
| 2018 040-440-495 | MISCELLANEOUS | 06/13/2018 | 180087 | .00 | 1,200.00 | 1,200.00 | INCREASE REV & EXP | MK |
| | EXPENDITURES - LAW LIBRARY | | TOTAL AMENDMENTS | 1 | TOTAL CHANGES | | | |
| 2018 042-367-202 | FAMILY PLACE GRANT | 04/23/2018 | 180056 | .00 | 6,000.00- | 6,000.00- | SET UP LIBRARY PLACE GRANT | SH |
| | | | TOTAL AMENDMENTS | 1 | TOTAL CHANGES | | | |
| 2018 042-650-310 | OFFICE SUPPLIES | 06/13/2018 | 180084 | 2,000.00 | 1,950.00 | 50.00- | LINE ITEM TRANSFER | MK |
| 2018 042-650-572 | OFFICE EQUIPMENT | 06/13/2018 | 180084 | 1,050.00 | 1,100.00 | 50.00 | LINE ITEM TRANSFER | MK |
| | EXPENDITURES - LIBRARY | | TOTAL AMENDMENTS | 2 | TOTAL CHANGES | .00 | | |
| 2018 042-651-571 | FAMILY PLACE GRANT | 04/23/2018 | 180056 | .00 | 6,000.00 | 6,000.00 | SET UP LIBRARY PLACE GRANT | SH |
| | EXPENDITURES- GRANT | | TOTAL AMENDMENTS | 1 | TOTAL CHANGES | | | |
| 2018 052-450-427 | TRAINING | 02/21/2018 | 180032 | 500.00 | .00 | 500.00- | LINE ITEM TRANSFER | SH |
| 2018 052-450-427 | TRAINING | 04/04/2018 | 180042 | .00 | 577.73 | 577.73 | INCREASE TRAINING FROM FUND | SH |
| 2018 052-450-572 | OFFICE EQUIPMENT | 02/21/2018 | 180032 | 1,500.00 | 2,000.00 | 500.00 | LINE ITEM TRANSFER | SH |
| 2018 052-450-572 | OFFICE EQUIPMENT | 06/13/2018 | 180080 | 2,000.00 | 4,000.00 | 2,000.00 | INCREASE LINE ITEM | MK |
| | | | TOTAL AMENDMENTS | 4 | TOTAL CHANGES | 2,577.73 | | |

| ACCOUNT NUMBER | ACCOUNT NAME | DATE | AMDMT NUMBER | OLD BUDGET AMOUNT | BUDGET AMOUNT | AMOUNT OF CHANGE | DESCRIPTION | CLK |
|------------------|---------------------------------|------------|--------------|-------------------|---------------|------------------|-----------------------------|-----|
| 2018 053-410-485 | CHILDS ADVOCACY CE | 02/08/2018 | 180029 | 10,000.00 | 30,000.00 | 20,000.00 | LINE ITEM TRANSFER | KE |
| 2018 053-410-486 | ECONOMIC DEVELOPME | 02/08/2018 | 180029 | 40,000.00 | 20,000.00 | 20,000.00- | LINE ITEM TRANSFER | KE |
| | TOTAL AMENDMENTS | | 2 | TOTAL CHANGES | | .00 | | |
| 2018 055-333-119 | CHAPTER 19 SALARY | 06/13/2018 | 180086 | .00 | 623.37- | 623.37- | INCREASE REV & EXP | MK |
| | TOTAL AMENDMENTS | | 1 | TOTAL CHANGES | | 623.37- | | |
| 2018 055-404-107 | SALARIES-EXTRA HEL | 06/13/2018 | 180086 | .00 | 623.37 | 623.37 | INCREASE REV & EXP | MK |
| | TOTAL AMENDMENTS | | 1 | TOTAL CHANGES | | 623.37 | | |
| 2018 056-409-495 | MISCELLANEOUS EXPE | 11/02/2017 | 180011 | 3,100.00 | 3,100.00 | 3,100.00 | INCREASE COUNTY RECORDS | FT |
| | EXPENDITURES - CITY RECORDS FND | | 1 | TOTAL CHANGES | | 3,100.00 | | |
| 2018 059-403-407 | MICROFILMING/IMAGI | 06/13/2018 | 180083 | 50,000.00 | 49,900.00 | 100.00- | LINE ITEM TRANSFER | MK |
| 2018 059-403-495 | MISCELLANEOUS EXPE | 06/13/2018 | 180083 | .00 | 100.00 | 100.00 | LINE ITEM TRANSFER | MK |
| | TOTAL AMENDMENTS | | 2 | TOTAL CHANGES | | .00 | | |
| 2018 061-700-021 | TRANSFER TO RB#1 | 04/23/2018 | 180057 | .00 | 171.63 | 171.63 | CLOSE FUNDS | SH |
| | TOTAL AMENDMENTS | | 1 | TOTAL CHANGES | | 171.63 | | |
| 2018 075-700-010 | TRANSFER TO GENERA | 04/23/2018 | 180057 | .00 | 118.09 | 118.09 | CLOSE FUNDS | SH |
| | TOTAL AMENDMENTS | | 1 | TOTAL CHANGES | | 118.09 | | |
| 2018 084-700-010 | TRANSFER TO GENERA | 04/23/2018 | 180057 | .00 | 24.23 | 24.23 | CLOSE FUNDS | SH |
| | EXPENDITURES - TAN | | 1 | TOTAL CHANGES | | 24.23 | | |
| 2018 131-512-103 | SALARIES - EMPLOYE | 02/08/2018 | 180027 | 974,649.30 | 1,043,730.30 | 69,081.00 | INCREASE THE BUDGET | KE |
| 2018 131-512-201 | SOCIAL SECURITY TA | 02/08/2018 | 180027 | 76,251.00 | 81,536.00 | 5,285.00 | INCREASE THE BUDGET | KE |
| 2018 131-512-203 | RETIREMENT CONTRIB | 02/08/2018 | 180027 | 79,145.00 | 84,630.00 | 5,485.00 | INCREASE THE BUDGET | KE |
| 2018 131-512-204 | WORKERS COMPENSATI | 02/08/2018 | 180027 | 44,058.00 | 47,280.00 | 3,222.00 | INCREASE THE BUDGET | KE |
| 2018 131-512-206 | UNEMPLOYMENT INSUR | 02/08/2018 | 180027 | 10,530.00 | 11,276.00 | 746.00 | INCREASE THE BUDGET | KE |
| 2018 131-512-310 | OFFICE SUPPLIES - | 05/14/2018 | 180064 | 7,000.00 | 7,215.03 | 215.03 | LINE ITEM TRANSFER | SH |
| 2018 131-512-495 | MISCELLANEOUS | 05/14/2018 | 180064 | 1,500.00 | 1,284.97 | 215.03- | LINE ITEM TRANSFER | SH |
| | EXPENDITURES - VZC JAIL | | 7 | TOTAL CHANGES | | 83,819.00 | | |
| 2018 132-352-400 | GRANT PROCEEDS | 11/30/2017 | 180016 | .00 | 69,350.00- | 69,350.00- | ESTABLISH BUDGETS FOR BODY | KE |
| 2018 132-352-400 | GRANT PROCEEDS | 12/14/2017 | 180020 | 69,350.00- | 97,860.06- | 28,510.06- | ESTABLISH BUDGET FOR THERMA | SH |
| 2018 132-352-400 | GRANT PROCEEDS | 06/13/2018 | 180085 | 97,860.06- | 155,537.28- | 57,677.22- | INCREASE FROM GRANT | MK |
| | TOTAL AMENDMENTS | | 3 | TOTAL CHANGES | | 155,537.28- | | |
| 2018 132-367-000 | GENERAL DONATION V | 11/02/2017 | 180010 | .00 | 3,800.00- | 3,800.00- | INCREASE SHERIFF BUDGET FOR | FT |
| 2018 132-367-000 | GENERAL DONATION V | 11/30/2017 | 180017 | 3,800.00- | 7,600.00- | 3,800.00- | INCREASE BUDGET FOR K-9 DON | KE |
| 2018 132-367-000 | GENERAL DONATION V | 11/30/2017 | 180017 | 7,600.00- | 3,800.00- | 3,800.00 | VOID B/A #17 - DUPLICATE OF | SH |
| | TOTAL AMENDMENTS | | 3 | TOTAL CHANGES | | 3,800.00- | | |
| 2018 132-370-104 | INSURANCE PROCEEDS | 04/04/2018 | 180045 | .00 | 2,112.40- | 2,112.40- | INCREASE REVENUE/EXPENSE TA | SH |
| | TOTAL AMENDMENTS | | 1 | TOTAL CHANGES | | 2,112.40- | | |
| 2018 132-380-200 | FINANCING ISSURANC | 12/13/2017 | 180019 | 150,000.00- | 543,902.85- | 393,902.85- | ESTABLISH ADD. BUDGET-VEHIC | KE |
| | TOTAL AMENDMENTS | | 1 | TOTAL CHANGES | | 393,902.85- | | |
| 2018 132-560-103 | SALARIES - EMPLOYE | 02/08/2018 | 180027 | 1,400,000.00 | 1,431,885.00 | 31,885.00 | INCREASE THE BUDGET | KE |
| 2018 132-560-201 | SOCIAL SECURITY TA | 02/08/2018 | 180027 | 103,890.00 | 106,329.00 | 2,439.00 | INCREASE THE BUDGET | KE |
| 2018 132-560-203 | RETIREMENT CONTRIB | 02/08/2018 | 180027 | 107,850.00 | 110,382.00 | 2,532.00 | INCREASE THE BUDGET | KE |
| 2018 132-560-204 | WORKERS COMPENSATI | 02/08/2018 | 180027 | 54,020.00 | 55,507.00 | 1,487.00 | INCREASE THE BUDGET | KE |

| ACCOUNT NUMBER | ACCOUNT NAME | DATE | AMDMT NUMBER | OLD BUDGET AMOUNT | AMENDED BUDGET AMOUNT | AMOUNT OF CHANGE | DESCRIPTION | CLK |
|------------------|-------------------------------|------------------|--------------|-------------------|-----------------------|------------------|--------------------------------|-----|
| 2018 132-560-206 | UNEMPLOYMENT INSUR | 02/08/2018 | 180027 | 13,885.00 | 14,230.00 | 345.00 | INCREASE THE BUDGET | KE |
| 2018 132-560-337 | LAW ENFORCEMENT SU | 11/02/2017 | 180010 | 10,000.00 | 13,800.00 | 3,800.00 | INCREASE SHERIFF BUDGET FOR FT | FT |
| 2018 132-560-337 | LAW ENFORCEMENT SU | 11/30/2017 | 180017 | 13,800.00 | 17,600.00 | 3,800.00 | INCREASE BUDGET FOR K-9 DON KE | KE |
| 2018 132-560-337 | LAW ENFORCEMENT SU | 11/30/2017 | 180017 | 17,600.00 | 13,800.00 | -3,800.00 | VOID B/A #17 - DUPLICATE OF SH | SH |
| 2018 132-560-416 | AUTOPSIES & FORENS | 04/04/2018 | 180046 | 2,500.00 | 3,800.00 | 1,300.00 | LINE ITEM TRANSFER | SH |
| 2018 132-560-416 | AUTOPSIES & FORENS | 05/02/2018 | 180060 | 5,000.00 | 8,000.00 | 3,000.00 | TO COVER EXPENSES | SH |
| 2018 132-560-454 | AUTOMOTIVE MAINTEN | 04/04/2018 | 180045 | 60,000.00 | 62,112.40 | 2,112.40 | INCREASE REVENUE/EXPENSE TA SH | SH |
| 2018 132-560-455 | REPAIR & MAINT - F | 05/02/2018 | 180060 | 5,000.00 | 24,000.00 | 19,000.00 | TO COVER EXPENSES | SH |
| 2018 132-560-456 | TIRES & TUBES | 04/04/2018 | 180046 | 5,000.00 | 24,000.00 | 19,000.00 | LINE ITEM TRANSFER | SH |
| 2018 132-560-458 | RADIO REPAIR | 06/04/2018 | 180079 | 5,000.00 | 10,000.00 | 5,000.00 | LINE ITEM TRANSFER | SH |
| 2018 132-560-498 | MISCELLANEOUS | 06/04/2018 | 180079 | 10,750.00 | 5,750.00 | -5,000.00 | LINE ITEM TRANSFER | SH |
| 2018 132-560-571 | EQUIPMENT PURCHASE | 11/30/2017 | 180016 | 74,350.00 | 74,350.00 | 0.00 | ESTABLISH BUDGETS FOR BODY KE | KE |
| 2018 132-560-571 | EQUIPMENT PURCHASE | 12/14/2017 | 180020 | 5,000.00 | 102,860.06 | 97,860.06 | ESTABLISH BUDGET FOR THERMA SH | SH |
| 2018 132-560-571 | EQUIPMENT PURCHASE | 04/04/2018 | 180041 | 102,860.06 | 143,138.03 | 40,278.00 | LINE ITEM TRANSFER TO OUTFI SH | SH |
| 2018 132-560-571 | EQUIPMENT PURCHASE | 06/13/2018 | 180085 | 143,460.81 | 543,902.85 | 393,902.85 | INCREASE FROM GRANT | MK |
| 2018 132-560-575 | SHERIFF'S AUTO PUR | 12/13/2017 | 180019 | 150,000.00 | 11,847.62 | -138,152.38 | ESTABLISH ADD. BUDGET-VEHIC KE | KE |
| 2018 132-560-588 | INTEREST ON DEBT P | 04/04/2018 | 180041 | 14,448.37 | 92,581.86 | 78,133.49 | LINE ITEM TRANSFER TO OUTFI SH | SH |
| 2018 132-560-589 | EQUIPMENT PAYMENTS | 04/04/2018 | 180041 | 130,581.86 | 92,581.86 | -38,000.00 | LINE ITEM TRANSFER TO OUTFI SH | SH |
| 2018 132-560-589 | EXPENDITURES - SHERIFF OFFICE | TOTAL AMENDMENTS | 22 | 130,581.86 | 92,581.86 | -38,000.00 | | |
| 2018 261-700-021 | TRANSFER TO R&B #1 | 04/23/2018 | 180057 | .00 | 7.84 | 7.84 | CLOSE FUNDS | SH |
| 2018 261-700-021 | TRANSFER TO R&B #1 | TOTAL AMENDMENTS | 1 | .00 | 7.84 | 7.84 | | |
| 2018 540-344-101 | PRE TRIAL FEES | 10/04/2017 | 180001 | .00 | 48,391.00 | 48,391.00 | RECORD BUDGET FIGURES | KE |
| 2018 540-344-104 | DRUG TESTING | 10/04/2017 | 180001 | .00 | 1,000.00 | 1,000.00 | RECORD BUDGET FIGURES | KE |
| 2018 540-344-105 | GPS/ELM | 10/04/2017 | 180001 | .00 | 13,000.00 | 13,000.00 | RECORD BUDGET FIGURES | KE |
| 2018 540-344-105 | GPS/ELM | TOTAL AMENDMENTS | 3 | .00 | 62,391.00 | 62,391.00 | | |
| 2018 540-570-103 | SALARIES - EMPLOYE | 10/04/2017 | 180001 | .00 | 22,525.00 | 22,525.00 | RECORD BUDGET FIGURES | KE |
| 2018 540-570-107 | SALARIES - EXTRA H | 10/04/2017 | 180001 | .00 | 3,623.00 | 3,623.00 | RECORD BUDGET FIGURES | KE |
| 2018 540-570-201 | SOCIAL SECURITY TA | 10/04/2017 | 180001 | .00 | 2,000.00 | 2,000.00 | RECORD BUDGET FIGURES | KE |
| 2018 540-570-202 | GROUP INSURANCE | 10/04/2017 | 180001 | .00 | 7,000.00 | 7,000.00 | RECORD BUDGET FIGURES | KE |
| 2018 540-570-203 | RETIREMENT CONTRIB | 10/04/2017 | 180001 | .00 | 2,029.00 | 2,029.00 | RECORD BUDGET FIGURES | KE |
| 2018 540-570-203 | UNEMPLOYMENT INSUR | 10/04/2017 | 180001 | .00 | 282.00 | 282.00 | RECORD BUDGET FIGURES | KE |
| 2018 540-570-310 | SUPPLIES | 10/04/2017 | 180001 | .00 | 6,102.00 | 6,102.00 | RECORD BUDGET FIGURES | KE |
| 2018 540-570-408 | CONTRACT SERVICES | 10/04/2017 | 180001 | .00 | 18,830.00 | 18,830.00 | RECORD BUDGET FIGURES | KE |
| 2018 540-570-408 | CONTRACT SERVICES | TOTAL AMENDMENTS | 8 | .00 | 62,391.00 | 62,391.00 | | |
| 2018 541-333-101 | STATE AID - SUPERV | 10/04/2017 | 180006 | .00 | 149,381.00 | 149,381.00 | RECORD BUDGET FIGURES | KE |
| 2018 541-333-107 | SAFPF PAYMENTS | 10/04/2017 | 180006 | .00 | 2,500.00 | 2,500.00 | RECORD BUDGET FIGURES | KE |
| 2018 541-333-107 | SAFPF PAYMENTS | TOTAL AMENDMENTS | 2 | .00 | 151,881.00 | 151,881.00 | | |
| 2018 541-344-100 | PROBATION FEES | 10/04/2017 | 180006 | .00 | 395,208.00 | 395,208.00 | RECORD BUDGET FIGURES | KE |
| 2018 541-344-104 | DRUG TESTING | 10/04/2017 | 180006 | .00 | 21,000.00 | 21,000.00 | RECORD BUDGET FIGURES | KE |
| 2018 541-344-105 | GLOBAL POSITIONING | 10/04/2017 | 180006 | .00 | 2,880.00 | 2,880.00 | RECORD BUDGET FIGURES | KE |
| 2018 541-344-110 | POLYGRAPH FEE | 10/04/2017 | 180006 | .00 | 2,700.00 | 2,700.00 | RECORD BUDGET FIGURES | KE |
| 2018 541-344-110 | POLYGRAPH FEE | TOTAL AMENDMENTS | 4 | .00 | 419,788.00 | 419,788.00 | | |
| 2018 541-360-100 | DEPOSITORY INTERES | 10/04/2017 | 180006 | .00 | 150.00 | 150.00 | RECORD BUDGET FIGURES | KE |
| 2018 541-360-100 | DEPOSITORY INTERES | TOTAL AMENDMENTS | 1 | .00 | 150.00 | 150.00 | | |
| 2018 541-570-102 | SALARY-CHIEF PROBA | 10/04/2017 | 180006 | .00 | 82,800.00 | 82,800.00 | RECORD BUDGET FIGURES | KE |
| 2018 541-570-103 | SALARIES - EMPLOYE | 10/04/2017 | 180006 | .00 | 296,538.00 | 296,538.00 | RECORD BUDGET FIGURES | KE |
| 2018 541-570-201 | SOCIAL SECURITY TA | 10/04/2017 | 180006 | .00 | 29,019.00 | 29,019.00 | RECORD BUDGET FIGURES | KE |
| 2018 541-570-203 | RETIREMENT CONTRIB | 10/04/2017 | 180006 | .00 | 29,437.00 | 29,437.00 | RECORD BUDGET FIGURES | KE |

| ACCOUNT NUMBER | ACCOUNT NAME | DATE | AMDMT NUMBER | OLD BUDGET AMOUNT | AMOUNT OF CHANGE | DESCRIPTION | CLK |
|------------------|--------------------------------|------------|------------------|-------------------|------------------|----------------------------|-----|
| 2018 541-570-206 | UNEMPLOYMENT INSUR | 10/04/2017 | 180006 | .00 | 4,097.00 | RECORD BUDGET FIGURES | KE |
| 2018 541-570-310 | SUPPLIES/OPERATION | 10/04/2017 | 180006 | .00 | 18,250.00 | RECORD BUDGET FIGURES | KE |
| 2018 541-570-408 | CONTRACT SERVICES | 10/04/2017 | 180006 | .00 | 13,855.00 | RECORD BUDGET FIGURES | KE |
| 2018 541-570-419 | PROFESSIONAL FEES | 10/04/2017 | 180006 | .00 | 25,121.00 | RECORD BUDGET FIGURES | KE |
| 2018 541-570-420 | TELEPHONE - UTILIT | 10/04/2017 | 180006 | .00 | 3,875.00 | RECORD BUDGET FIGURES | KE |
| 2018 541-570-428 | TRAVEL | 10/04/2017 | 180006 | .00 | 8,250.00 | RECORD BUDGET FIGURES | KE |
| 2018 541-570-429 | FURNISHED TRAVEL | 10/04/2017 | 180006 | .00 | 5,500.00 | RECORD BUDGET FIGURES | KE |
| 2018 541-570-572 | EQUIPMENT | 10/04/2017 | 180006 | .00 | 8,100.00 | RECORD BUDGET FIGURES | KE |
| | EXPENDITURES - SUPERVISION | | TOTAL AMENDMENTS | 12 | 524,842.00 | | |
| 2018 541-700-543 | TRANSFER TO HIGH R | 10/04/2017 | 180006 | .00 | 12,516.00 | RECORD BUDGET FIGURES | KE |
| 2018 541-700-559 | TRANSFER TO MENTAL | 10/04/2017 | 180006 | .00 | 34,461.00 | RECORD BUDGET FIGURES | KE |
| | | | TOTAL AMENDMENTS | 2 | 46,977.00 | | |
| 2018 542-344-101 | CIVIL REVENUE | 10/04/2017 | 180002 | .00 | 21,143.00 | RECORD BUDGET FIGURES | KE |
| | | | TOTAL AMENDMENTS | 1 | 21,143.00 | | |
| 2018 542-570-103 | SALARIES | 10/04/2017 | 180002 | .00 | 6,717.00 | RECORD BUDGET FIGURES | KE |
| 2018 542-570-107 | EXTRA HELP | 10/04/2017 | 180002 | .00 | 3,623.00 | RECORD BUDGET FIGURES | KE |
| 2018 542-570-201 | SOCIAL SECURITY TA | 10/04/2017 | 180002 | .00 | 791.00 | RECORD BUDGET FIGURES | KE |
| 2018 542-570-202 | GROUP INSURANCE | 10/04/2017 | 180002 | .00 | 2,581.00 | RECORD BUDGET FIGURES | KE |
| 2018 542-570-203 | RETIREMENT CONTRIB | 10/04/2017 | 180002 | .00 | 802.00 | RECORD BUDGET FIGURES | KE |
| 2018 542-570-206 | UNEMPLOYMENT | 10/04/2017 | 180002 | .00 | 112.00 | RECORD BUDGET FIGURES | KE |
| 2018 542-570-310 | OFFICE SUPPLIES | 10/04/2017 | 180002 | .00 | 6,517.00 | RECORD BUDGET FIGURES | KE |
| | | | TOTAL AMENDMENTS | 7 | 21,143.00 | | |
| 2018 543-333-103 | STATE AID - SUBSTA | 10/04/2017 | 180004 | .00 | 29,931.00 | RECORD BUDGET FIGURES | KE |
| | | | TOTAL AMENDMENTS | 1 | 29,931.00 | | |
| 2018 543-390-541 | TRANSFER FROM SUP | 10/04/2017 | 180004 | .00 | 12,516.00 | RECORD BUDGET FIGURES | KE |
| | | | TOTAL AMENDMENTS | 1 | 12,516.00 | | |
| 2018 543-573-103 | SALARIES - EMPLOYE | 10/04/2017 | 180004 | .00 | 36,246.00 | RECORD BUDGET FIGURES | KE |
| 2018 543-573-201 | SOCIAL SECURITY TA | 10/04/2017 | 180004 | .00 | 2,773.00 | RECORD BUDGET FIGURES | KE |
| 2018 543-573-203 | RETIREMENT CONTRIB | 10/04/2017 | 180004 | .00 | 2,813.00 | RECORD BUDGET FIGURES | KE |
| 2018 543-573-206 | UNEMPLOYMENT INSUR | 10/04/2017 | 180004 | .00 | 391.00 | RECORD BUDGET FIGURES | KE |
| 2018 543-573-419 | PROFESSIONAL FEES | 10/04/2017 | 180004 | .00 | 224.00 | RECORD BUDGET FIGURES | KE |
| | EXPENDITURES - SUBSTANCE ABUSE | | TOTAL AMENDMENTS | 5 | 42,447.00 | | |
| 2018 544-333-104 | STATE AID - OFFEND | 10/04/2017 | 180003 | .00 | 53,330.00 | RECORD BUDGET FIGURES | KE |
| | | | TOTAL AMENDMENTS | 1 | 53,330.00 | | |
| 2018 544-574-103 | SALARIES-EMPLOYEES | 10/04/2017 | 180003 | .00 | 45,437.00 | RECORD BUDGET FIGURES | KE |
| 2018 544-574-201 | SOCIAL SECURITY TA | 10/04/2017 | 180003 | .00 | 3,476.00 | RECORD BUDGET FIGURES | KE |
| 2018 544-574-203 | RETIREMENT CONTRIB | 10/04/2017 | 180003 | .00 | 3,526.00 | RECORD BUDGET FIGURES | KE |
| 2018 544-574-206 | UNEMPLOYMENT INSUR | 10/04/2017 | 180003 | .00 | 491.00 | RECORD BUDGET FIGURES | KE |
| 2018 544-574-419 | PROFESSIONAL FEES | 10/04/2017 | 180003 | .00 | 400.00 | RECORD BUDGET FIGURES | KE |
| | EXPENDITURES - OFFENDER | | TOTAL AMENDMENTS | 5 | 53,330.00 | | |
| 2018 546-390-101 | YOUTH COMMUN SERVI | 04/05/2018 | 180050 | .00 | 300.00 | INCREASE REV. AND EXP-MINI | KE |
| | | | TOTAL AMENDMENTS | 1 | 300.00 | | |
| 2018 546-582-102 | SALARY EMPLOYEE | 11/30/2017 | 180015 | .00 | 15,604.00 | LINE ITEM TRANSFER | KE |
| 2018 546-582-340 | YOUTH COMMUNT SERV | 04/05/2018 | 180050 | .00 | 300.00 | INCREASE REV. AND EXP-MINI | KE |
| 2018 546-582-427 | TRAINING | 11/30/2017 | 180015 | .00 | 2,694.00 | LINE ITEM TRANSFER | KE |

| ACCOUNT NUMBER | ACCOUNT NAME | DATE | AMDMT NUMBER | OLD BUDGET AMOUNT | BUDGET AMOUNT | AMOUNT OF CHANGE | DESCRIPTION | CLK |
|--------------------------------------|--------------|------------|------------------|-------------------|---------------|------------------|-----------------------------|-----|
| EXPENDITURES - JUV LOCAL | | | TOTAL AMENDMENTS | 3 | TOTAL CHANGES | 300.00 | | |
| 2018 546-587-442 WATER | | 06/26/2018 | 180088 | 4,400.00 | 5,900.00 | 1,500.00 | LINE ITEM TRANSFER | KE |
| 2018 546-587-572 OFFICE EQUIPMENT | | 06/26/2018 | 180088 | 16,000.00 | 14,500.00 | 1,500.00- | LINE ITEM TRANSFER | KE |
| EXPENDITURES DETENTION LOCAL | | | TOTAL AMENDMENTS | 2 | TOTAL CHANGES | .00 | | |
| 2018 547-333-114 GRANT R - ALLOCATI | | 05/29/2018 | 180066 | .00 | 11,560.00- | 11,560.00- | INCREASE THE BUDGET | KE |
| | | | TOTAL AMENDMENTS | 1 | TOTAL CHANGES | 11,560.00- | | |
| 2018 547-581-412 NON RESIDENTIAL - | | 05/29/2018 | 180066 | .00 | 11,560.00 | 11,560.00 | INCREASE THE BUDGET | KE |
| 2018 547-581-414 MH COUNSELING - R | | 10/11/2017 | 180008 | 8,928.00 | 8,390.00 | 538.00- | LINE ITEM TRANSFER | KE |
| 2018 547-581-414 MH COUNSELING - R | | 10/11/2017 | 180008 | 8,390.00 | 6,462.00 | 1,928.00- | LINE ITEM TRANSFER | KE |
| 2018 547-581-432 PSYCHOLOGICAL - R A | | 10/11/2017 | 180008 | .00 | 1,928.00 | 1,928.00 | LINE ITEM TRANSFER | KE |
| EXPENDITURES - TJCP PROBATION | | | TOTAL AMENDMENTS | 4 | TOTAL CHANGES | 11,022.00 | | |
| 2018 549-585-413 MH SCREENING | | 03/20/2018 | 180039 | 2,940.00 | 3,500.00 | 560.00 | LINE ITEM TRANSFERS | KE |
| 2018 549-585-414 MENTAL HEALTH COUN | | 03/20/2018 | 180039 | 9,660.00 | 5,320.00 | 4,340.00- | LINE ITEM TRANSFERS | KE |
| EXPENDITURES - CCP PROBATION | | | TOTAL AMENDMENTS | 2 | TOTAL CHANGES | 3,780.00- | | |
| 2018 549-588-413 MH COUNSELING | | 03/20/2018 | 180039 | 1,470.00 | 5,250.00 | 3,780.00 | LINE ITEM TRANSFERS | KE |
| EXPENDITURES DETENTION CCP | | | TOTAL AMENDMENTS | 1 | TOTAL CHANGES | 3,780.00 | | |
| 2018 552-333-117 ETCOG REIMBURSEMEN | | 02/16/2018 | 180031 | 6,000.00- | 5,000.00- | 1,000.00 | REDUCE THE BUDGET | KE |
| | | | TOTAL AMENDMENTS | 1 | TOTAL CHANGES | 1,000.00 | | |
| 2018 552-582-410 PSYCHOLOGICALS-ETC | | 02/16/2018 | 180030 | 6,000.00 | 5,000.00 | 1,000.00- | REDUCE THE BUDGET | KE |
| | | | TOTAL AMENDMENTS | 1 | TOTAL CHANGES | 1,000.00- | | |
| 2018 559-333-103 STATE AID - MENTAL | | 10/04/2017 | 180005 | .00 | 34,473.00- | 34,473.00- | RECORD BUDGET FIGURES | KE |
| | | | TOTAL AMENDMENTS | 1 | TOTAL CHANGES | 34,473.00- | | |
| 2018 559-390-541 TRANSFER FROM SUPE | | 10/04/2017 | 180005 | .00 | 34,461.00- | 34,461.00- | RECORD BUDGET FIGURES | KE |
| | | | TOTAL AMENDMENTS | 1 | TOTAL CHANGES | 34,461.00- | | |
| 2018 559-570-103 SALARIES - EMPLOYE | | 10/04/2017 | 180005 | .00 | 58,953.00 | 58,953.00 | RECORD BUDGET FIGURES | KE |
| 2018 559-570-201 SOCIAL SECURITY | | 10/04/2017 | 180005 | .00 | 4,510.00 | 4,510.00 | RECORD BUDGET FIGURES | KE |
| 2018 559-570-203 RETIREMENT CONTRIB | | 10/04/2017 | 180005 | .00 | 4,575.00 | 4,575.00 | RECORD BUDGET FIGURES | KE |
| 2018 559-570-206 UNEMPLOYMENT INSUR | | 10/04/2017 | 180005 | .00 | 637.00 | 637.00 | RECORD BUDGET FIGURES | KE |
| 2018 559-570-419 PROFESSIONAL FEES | | 10/04/2017 | 180005 | .00 | 259.00 | 259.00 | RECORD BUDGET FIGURES | KE |
| EXPENDITURES - MENTAL IMPAIRME | | | TOTAL AMENDMENTS | 5 | TOTAL CHANGES | 68,934.00 | | |
| 2018 567-435-310 OFFICE SUPPLIES | | 02/21/2018 | 180034 | 1,200.00 | 2,400.00 | 1,200.00 | LINE ITEM TRANSFER | SH |
| 2018 567-435-310 OFFICE SUPPLIES | | 06/27/2018 | 180091 | 2,400.00 | 2,300.00 | 100.00- | LINE ITEM TRANSFER | MK |
| 2018 567-435-420 TELEPHONE | | 02/21/2018 | 180034 | 1,200.00 | .00 | 1,200.00- | LINE ITEM TRANSFER | SH |
| 2018 567-435-495 MISC | | 06/27/2018 | 180091 | 100.00 | 200.00 | 100.00 | LINE ITEM TRANSFER | MK |
| EXPENDITURES-ABATEMENT OFFICER | | | TOTAL AMENDMENTS | 4 | TOTAL CHANGES | .00 | | |
| 2018 595-334-200 STATE LEOSE ALLOCA | | 04/04/2018 | 180049 | 3,500.00- | 5,106.69- | 1,606.69- | PROVIDE AVAILABLE FUNDS FOR | SH |
| | | | TOTAL AMENDMENTS | 1 | TOTAL CHANGES | 1,606.69- | | |
| 2018 595-560-427 TRAINING | | 04/04/2018 | 180049 | 5,000.00 | 15,000.00 | 10,000.00 | PROVIDE AVAILABLE FUNDS FOR | SH |
| EXPENDITURES - SHERIFF TLEOSE | | | TOTAL AMENDMENTS | 1 | TOTAL CHANGES | 10,000.00 | | |
| 2018 602-700-010 TRANSFER TO GENERA | | 04/23/2018 | 180057 | .00 | 9.08 | 9.08 | CLOSE FUNDS | SH |
| | | | TOTAL AMENDMENTS | 1 | TOTAL CHANGES | 9.08 | | |

REPORT OF GENERAL LEDGER AMENDMENTS

| ACCOUNT NUMBER | ACCOUNT NAME | DATE | AMDMT NUMBER | OLD BUDGET AMOUNT | AMENDED BUDGET AMOUNT | DESCRIPTION | AMOUNT OF CHANGE | SH |
|------------------|--------------------------------|------------|------------------|-------------------|-----------------------|--------------------------|------------------|-------|
| 2018 802-700-010 | TRANSFER TO GENERA | 04/23/2018 | 180057 | 1.00 | TOTAL CHANGES .55 | CLOSE FUNDS | .55 | SH |
| | | | TOTAL AMENDMENTS | 1.00 | | | | |
| 2018 803-491-495 | MISCELLANEOUS | 04/23/2018 | 180055 | 1.00 | 2,600.00 | INCREASE FROM RESERVE | 2,600.00 | BU SH |
| | EXPENDITURES - HISTORICAL COMM | | TOTAL AMENDMENTS | 1.00 | | | | |
| 2018 804-330-114 | DISASTER RELIEF-FE | 12/14/2017 | 180022 | 7,121.25 | 7,121.25 | TRANSFER FUNDS FROM FEMA | 7,121.25 | FU SH |
| 2018 804-330-114 | DISASTER RELIEF-FE | 12/14/2017 | 180023 | 9,527.76 | 9,527.76 | TRANSFER FUNDS FROM FEMA | 2,406.51 | FU SH |
| 2018 804-330-114 | DISASTER RELIEF-FE | 12/14/2017 | 180024 | 166,581.01 | 166,581.01 | TRANSFER FUNDS FROM FEMA | 157,053.25 | PC SH |
| 2018 804-330-114 | DISASTER RELIEF-FE | 05/14/2018 | 180052 | 278,742.35 | 278,742.35 | TRANSFER FUNDS FROM FEMA | 112,161.34 | TO SH |
| | | | TOTAL AMENDMENTS | 4 | | | 278,742.35 | |
| 2018 804-700-021 | TRANSFER TO RB #1 | 12/14/2017 | 180024 | 157,053.25 | 157,053.25 | TRANSFER FUNDS FROM FEMA | 157,053.25 | PC SH |
| 2018 804-700-021 | TRANSFER TO RB #1 | 05/14/2018 | 180052 | 269,214.59 | 269,214.59 | TRANSFER FUNDS FROM FEMA | 112,161.34 | TO SH |
| 2018 804-700-022 | TRANSFER TO RB #2 | 12/14/2017 | 180023 | 2,406.51 | 2,406.51 | TRANSFER FUNDS FROM FEMA | 2,406.51 | FU SH |
| 2018 804-700-024 | TRANSFER TO RB #4 | 12/14/2017 | 180022 | 7,121.25 | 7,121.25 | TRANSFER FUNDS FROM FEMA | 7,121.25 | FU SH |
| | | | TOTAL AMENDMENTS | 4 | | | 278,742.35 | |
| 2018 806-330-114 | DISASTER RELIEF - | 12/14/2017 | 180022 | 285,635.94 | 285,635.94 | TRANSFER FUNDS FROM FEMA | 285,635.94 | FU SH |
| 2018 806-330-114 | DISASTER RELIEF - | 06/27/2018 | 180097 | 292,799.70 | 292,799.70 | INCREASE REV/EXP PW# 200 | 7,163.76 | MK |
| 2018 806-330-114 | DISASTER RELIEF - | 06/27/2018 | 180098 | 293,738.75 | 293,738.75 | INCREASE REV/EXP PW #191 | 7,939.05 | MK |
| | | | TOTAL AMENDMENTS | 3 | | | 293,738.75 | |
| 2018 806-700-024 | TRANSFER TO R & B | 12/14/2017 | 180022 | 285,635.94 | 285,635.94 | TRANSFER FUNDS FROM FEMA | 285,635.94 | FU SH |
| 2018 806-700-024 | TRANSFER TO R & B | 06/27/2018 | 180097 | 292,799.70 | 292,799.70 | INCREASE REV/EXP PW# 200 | 7,163.76 | MK |
| 2018 806-700-024 | TRANSFER TO R & B | 06/27/2018 | 180098 | 293,738.75 | 293,738.75 | INCREASE REV/EXP PW #191 | 7,939.05 | MK |
| | | | TOTAL AMENDMENTS | 3 | | | 293,738.75 | |
| TOTAL TRANSFERS | | | | | | | | |

TEXAS BANK AND TRUST

P.O. Box 3188 • Longview, Texas 75606 • 903-237-5500

MEMBER FDIC

EQUAL HOUSING LENDER

Return Service Requested



Date 6/29/18
 PRIMARY ACCOUNT
 ENCLOSURES

Page 1
 1910512
 378



TXBT TREASURER OF VAN ZANDT COUNTY
 FINANCIAL CLEARING
 121 E DALLAS RM 101
 CANTON TX 75103-1496

CHECKING ACCOUNT

| | | | |
|-----------------------|--------------|--------------------------|----------------------|
| PUBLIC FUNDS CHECKING | | NUMBER OF ENCLOSURES | 378 |
| ACCOUNT NUMBER | 1910512 | Statement Dates | 6/01/18 thru 7/01/18 |
| PREVIOUS BALANCE | 2,405,210.39 | DAYS IN STATEMENT PERIOD | 31 |
| 23 DEPOSITS | 1,938,558.09 | AVERAGE LEDGER | 2,047,789.05 |
| 398 CHECKS/DEBITS | 1,764,524.45 | AVERAGE COLLECTED | 2,036,119.25 |
| SERVICE CHARGE | .00 | | |
| INTEREST PAID | .00 | | |
| CURRENT BALANCE | 2,579,244.03 | | |

DEPOSITS AND OTHER CREDITS

| Date | Description | Amount |
|------|-------------------------------|------------|
| 6/04 | INV-PAYMTS COMP JUDICIARY | 5,050.00 |
| | CTX | |
| 6/04 | INV-PAYMTS COMP JUDICIARY | 21,000.00 |
| | CTX | |
| 6/04 | INV-PAYMTS TX DPT CRIML JST | 66,781.00 |
| | CTX | |
| 6/05 | PAY VZ CO APPRAISAL | 23,190.92 |
| | PPD | |
| 6/05 | PAY VZ CO APPRAISAL | 176,002.80 |
| | PPD | |
| 6/05 | DEPOSIT | 30,837.58 |
| 6/08 | INV-PAYMTS DEPT PUBL SAFETY | 939.05 |
| | CTX | |
| 6/08 | INV-PAYMTS TX AGRICULTURE | 1,531.16 |
| | CTX | |
| 6/08 | Trsf from Jury Clearing | 4,408.00 |
| | AJE#805 | |
| | Confirmation number 608180318 | |
| 6/08 | DEPOSIT | 10,697.59 |
| 6/08 | DEPOSIT | 21,889.49 |
| 6/14 | DEPOSIT | 196,757.52 |
| 6/15 | DEPOSIT | 11,218.25 |
| 6/18 | INV-PAYMTS COMP JUDICIARY | 326.54 |
| | CTX | |
| 6/19 | INV-PAYMTS DEPT PUBL SAFETY | 7,163.76 |
| | CTX | |

NOTICE: SEE REVERSE SIDE FOR IMPORTANT INFORMATION

019676



TXBT-021-019569-001-020-180630 019676 X02
 75103149626



Date 6/29/18
 PRIMARY ACCOUNT
 ENCLOSURES

Page 2
 1910512
 378

TREASURER OF VAN ZANDT COUNTY
 FINANCIAL CLEARING
 121 E DALLAS RM 101
 CANTON TX 75103

PUBLIC FUNDS CHECKING

1910512 (Continued)

DEPOSITS AND OTHER CREDITS

| Date | Description | Amount |
|------|---|--------------|
| 6/21 | INV-PAYMTS JUVENILE JUSTICE CTX | 11,560.00 |
| 6/22 | DEPOSIT | 15,439.93 |
| 6/22 | DEPOSIT | 256,298.39 |
| 6/26 | THE POST OAK SCHOOL WIRE TRANSFER CREDIT THE POST OAK SCHOOL | 5,000.00 |
| 6/26 | INV-PAYMTS JUVENILE JUSTICE CTX | 43,843.00 |
| 6/26 | DEPOSIT | 2,140.78 |
| 6/28 | WIRE TRANSFER CREDIT VAN ZANDT COUNTY FINANCIAL CLEARING FUND ATTN TERI PRUITT 121 E DALLAS ST STE 101 FEDERATED SERVICES COMPANY FEDERATED INVESTORS TOWER PITTSBURGH PA 152223 20180628A1Q002BC005786 20180628MMQFMPJR000081 06281548FT03 | 1,000,000.00 |
| 6/28 | INV-PAYMTS JUVENILE JUSTICE CTX | 26,482.33 |

WITHDRAWALS AND OTHER DEBITS

| Date | Description | Amount |
|------|---|------------|
| 6/01 | CHILDSUPP Texas SDU CCD 181510000718793 | 925.54- |
| 6/01 | FLEET DEBI WEX INC CCD 9100000739575 | 12,234.80- |
| 6/04 | Transf to Payroll Clearing Payroll 6/1/2018 Confirmation number 604180480 | 1,702.70- |
| 6/04 | INVESTMENT BFDS CCD 612134000180530 | 150.00- |
| 6/04 | INSURANCE AFLAC CCD 0XH48604337 | 6,767.25- |

TXBT-021-019569-001-020-180630 019676 X02

TREASURER OF VAN ZANDT COUNTY
FINANCIAL CLEARING
121 E DALLAS RM 101
CANTON TX 75103

PUBLIC FUNDS CHECKING

1910512 (Continued)

| WITHDRAWALS AND OTHER DEBITS | | |
|------------------------------|--|-------------|
| Date | Description | Amount |
| 6/05 | USATAXPYMT IRS CCD 220855605101485 | 641.36- |
| 6/05 | FLEET DEBI WEX INC CCD 9100000739575 | 12,234.80- |
| 6/07 | Transf to Debt services May 2018 Confirmation number 607180202 | 10,869.59- |
| 6/13 | Transf to Payroll Clearing Payroll 6/15/2018 | 202,722.57- |
| 6/14 | Confirmation number 613180343 REF: VAN ZANDT COUNTY CSCD 023 WIRE TRANSFER DEBIT TDCJ | 3,302.20- |
| 6/14 | USATAXPYMT IRS CCD 220856530341197 | 58,195.98- |
| 6/15 | Transf to Jury Clearing DeBoard Confirmation number 615180178 | 848.88- |
| 6/15 | CHILDSUPP Texas SDU CCD 181650000733834 | 645.54- |
| 6/15 | PAYMENTS NATIONWIDE PPD | 2,900.00- |
| 6/15 | RECEIVABLE TEXAS COUNTY DRS CCD 0333 | 83,419.47- |
| 6/18 | INVESTMENT BFDS CCD 612134000180614 | 150.00- |
| 6/18 | USATAXPYMT IRS CCD 220856973569080 | 269.66- |
| 6/19 | Transf to Jury Clearing Jury Checks Confirmation number 619180203 | 2,214.00- |
| 6/25 | Transf to Jury Clearing Jury Checks | 400.00- |
| 6/26 | Confirmation number 625180539 Transf to Jury Clearing Jury Checks | 2,524.00- |
| 6/27 | Confirmation number 626180082 Transf to Payroll Clearing Payroll 6/29/2018 | 221,466.94- |

Date 6/29/18
 PRIMARY ACCOUNT
 ENCLOSURES

Page 4
 1910512
 378

TREASURER OF VAN ZANDT COUNTY
 FINANCIAL CLEARING
 121 E DALLAS RM 101
 CANTON TX 75103

PUBLIC FUNDS CHECKING 1910512 (Continued)

WITHDRAWALS AND OTHER DEBITS

| Date | Description | Amount |
|------|--|------------|
| 6/28 | Confirmation number 627180196 Transf to Payroll Clearing Payroll 6/29/2018 | 876.80- |
| 6/28 | Confirmation number 628180308 PAYMENT VISA \WEB | 1,151.01- |
| 6/28 | PAYMENTS NATIONWIDE PPD | 2,900.00- |
| 6/28 | PAYMENT BANKCARD \TEL | 3,479.13- |
| 6/28 | USATAXPYMT IRS CCD 220857900827383 | 63,566.46- |
| 6/29 | USATAXPYMT IRS CCD 220858052806642 | 207.13- |
| 6/29 | CHILDSUPP Texas SDU CCD 181790000747457 | 645.54- |

CHECKS IN NUMERICAL ORDER

| Date | Check No | Amount | Date | check No | Amount |
|------|----------|----------|------|----------|----------|
| 6/11 | 61386 | 600.53 | 6/05 | 62002 | 49.95 |
| 6/15 | 61597* | 600.53 | 6/04 | 62003 | 49.84 |
| 6/07 | 61749* | 457.65 | 6/08 | 62004 | 36.37 |
| 6/11 | 61756* | 600.53 | 6/05 | 62005 | 300.00 |
| 6/11 | 61760* | 3,847.22 | 6/06 | 62006 | 3,475.25 |
| 6/05 | 61804* | 481.00 | 6/04 | 62007 | 285.54 |
| 6/13 | 61846* | 540.00 | 6/07 | 62008 | 59.00 |
| 6/05 | 61894* | 630.00 | 6/08 | 62009 | 450.00 |
| 6/27 | 61907* | 600.53 | 6/05 | 62010 | 1,131.01 |
| 6/08 | 61921* | 265.00 | 6/05 | 62011 | 868.54 |
| 6/04 | 61968* | 70.38 | 6/04 | 62012 | 117.76 |
| 6/06 | 61972* | 1,156.00 | 6/05 | 62013 | 50.00 |
| 6/07 | 61974* | 60.00 | 6/08 | 62014 | 492.00 |
| 6/11 | 61982* | 300.00 | 6/06 | 62015 | 995.03 |
| 6/04 | 61998* | 6.00 | 6/21 | 62016 | 250.00 |
| 6/05 | 61999 | 340.80 | 6/01 | 62017 | 4,899.01 |
| 6/11 | 62000 | 46.15 | 6/07 | 62018 | 537.00 |
| 6/06 | 62001 | 70.00 | 6/04 | 62019 | 50.22 |

* Indicates break in check number sequence

TXBT-021-019569-001-020-180630 019676 X02

Date 6/29/18
PRIMARY ACCOUNT
ENCLOSURES

Page 5
1910512
378

TREASURER OF VAN ZANDT COUNTY
FINANCIAL CLEARING
121 E DALLAS RM 101
CANTON TX 75103

PUBLIC FUNDS CHECKING

1910512 (Continued)

| CHECKS IN NUMERICAL ORDER | | | | | |
|---------------------------|----------|----------|------|----------|-----------|
| Date | Check No | Amount | Date | Check No | Amount |
| 6/07 | 62020 | 475.00 | 6/07 | 62060 | 10,578.41 |
| 6/05 | 62021 | 1,000.00 | 6/06 | 62061 | 190.00 |
| 6/11 | 62022 | 299.99 | 6/06 | 62062 | 136.40 |
| 6/05 | 62023 | 1,840.00 | 6/05 | 62063 | 806.13 |
| 6/05 | 62024 | 124.14 | 6/06 | 62064 | 91.52 |
| 6/06 | 62025 | 347.67 | 6/07 | 62066* | 152.55 |
| 6/06 | 62026 | 90.25 | 6/04 | 62067 | 884.26 |
| 6/12 | 62027 | 599.22 | 6/07 | 62068 | 54.41 |
| 6/06 | 62028 | 189.90 | 6/05 | 62069 | 830.00 |
| 6/07 | 62029 | 130.66 | 6/06 | 62070 | 162.00 |
| 6/07 | 62030 | 410.87 | 6/07 | 62071 | 1,258.06 |
| 6/13 | 62031 | 1,250.00 | 6/06 | 62072 | 1,685.80 |
| 6/07 | 62032 | 101.72 | 6/04 | 62073 | 192.45 |
| 6/04 | 62033 | 273.42 | 6/11 | 62074 | 3,685.24 |
| 6/06 | 62034 | 293.02 | 6/06 | 62076* | 17.97 |
| 6/12 | 62035 | 144.00 | 6/06 | 62077 | 2,484.58 |
| 6/05 | 62036 | 8,400.27 | 6/20 | 62078 | 820.00 |
| 6/06 | 62037 | 260.88 | 6/06 | 62079 | 179.48 |
| 6/06 | 62038 | 56.61 | 6/05 | 62080 | 4,892.29 |
| 6/06 | 62039 | 402.78 | 6/06 | 62081 | 500.00 |
| 6/08 | 62040 | 35.72 | 6/07 | 62082 | 225.03 |
| 6/06 | 62041 | 146.27 | 6/06 | 62083 | 641.08 |
| 6/11 | 62042 | 1,473.82 | 6/05 | 62084 | 367.40 |
| 6/04 | 62043 | 112.00 | 6/01 | 62085 | 345.00 |
| 6/06 | 62044 | 297.95 | 6/06 | 62086 | 888.00 |
| 6/06 | 62045 | 60.19 | 6/06 | 62087 | 638.00 |
| 6/06 | 62046 | 67.92 | 6/04 | 62088 | 762.33 |
| 6/05 | 62047 | 637.39 | 6/06 | 62089 | 80.62 |
| 6/05 | 62048 | 977.50 | 6/14 | 62090 | 450.00 |
| 6/05 | 62049 | 430.00 | 6/06 | 62091 | 4,549.40 |
| 6/05 | 62050 | 920.30 | 6/05 | 62092 | 15.30 |
| 6/05 | 62051 | 1,192.31 | 6/08 | 62093 | 3,463.70 |
| 6/22 | 62052 | 2,762.76 | 6/07 | 62094 | 112.00 |
| 6/07 | 62053 | 530.00 | 6/05 | 62095 | 120.20 |
| 6/06 | 62055* | 63.12 | 6/07 | 62096 | 120.00 |
| 6/07 | 62056 | 187.02 | 6/08 | 62097 | 12.00 |
| 6/08 | 62057 | 190.32 | 6/05 | 62098 | 5.00 |
| 6/08 | 62058 | 120.00 | 6/08 | 62099 | 5,059.00 |
| 6/06 | 62059 | 327.00 | 6/06 | 62100 | 71.75 |

* Indicates break in check number sequence



Date 6/29/18
 PRIMARY ACCOUNT
 ENCLOSURES

Page 6
 1910512
 378

TREASURER OF VAN ZANDT COUNTY
 FINANCIAL CLEARING
 121 E DALLAS RM 101
 CANTON TX 75103

PUBLIC FUNDS CHECKING

1910512 (Continued)

| CHECKS IN NUMERICAL ORDER | | | | | |
|---------------------------|----------|------------|------|----------|------------|
| Date | Check No | Amount | Date | Check No | Amount |
| 6/05 | 62101 | 3,190.00 | 6/11 | 62142 | 139.36 |
| 6/11 | 62102 | 61.00 | 6/11 | 62143 | 914.98 |
| 6/06 | 62103 | 2,100.00 | 6/04 | 62144 | 407.82 |
| 6/11 | 62104 | 500.00 | 6/13 | 62145 | 50.00 |
| 6/05 | 62105 | 30,000.00 | 6/05 | 62146 | 40.53 |
| 6/11 | 62106 | 24.95 | 6/06 | 62147 | 283.49 |
| 6/01 | 62107 | 472.37 | 6/06 | 62148 | 831.57 |
| 6/25 | 62108 | 29.07 | 6/05 | 62149 | 535.00 |
| 6/06 | 62109 | 47.00 | 6/13 | 62150 | 472.00 |
| 6/04 | 62110 | 1,636.50 | 6/11 | 62151 | 350.00 |
| 6/07 | 62111 | 838.33 | 6/06 | 62152 | 2,006.36 |
| 6/08 | 62112 | 102.50 | 6/07 | 62154* | 49.95 |
| 6/08 | 62113 | 3,767.31 | 6/07 | 62155 | 843.72 |
| 6/14 | 62114 | 33.50 | 6/07 | 62156 | 2,048.06 |
| 6/04 | 62115 | 3,717.10 | 6/07 | 62157 | 235.21 |
| 6/28 | 62116 | 600.53 | 6/21 | 62158 | 112.33 |
| 6/04 | 62117 | 146.08 | 6/07 | 62159 | 2,336.05 |
| 6/06 | 62118 | 500.00 | 6/06 | 62160 | 106.60 |
| 6/06 | 62119 | 5,957.50 | 6/05 | 62161 | 128,861.44 |
| 6/21 | 62120 | 659.05 | 6/06 | 62163* | 5,052.30 |
| 6/11 | 62121 | 2,400.00 | 6/18 | 62164 | 147.86 |
| 6/05 | 62122 | 2,243.23 | 6/11 | 62165 | 63.81 |
| 6/11 | 62123 | 2,105.91 | 6/07 | 62166 | 263.62 |
| 6/06 | 62124 | 492.00 | 6/12 | 62167 | 39.37 |
| 6/05 | 62126* | 43,364.00 | 6/08 | 62168 | 551.94 |
| 6/06 | 62127 | 260.00 | 6/07 | 62169 | 1,250.00 |
| 6/05 | 62128 | 240,873.81 | 6/08 | 62170 | 59.98 |
| 6/05 | 62130* | 2,647.17 | 6/07 | 62171 | 37.21 |
| 6/12 | 62131 | 424.19 | 6/08 | 62172 | 1,449.41 |
| 6/04 | 62132 | 24,524.54 | 6/06 | 62173 | 100.00 |
| 6/05 | 62133 | 150.00 | 6/05 | 62174 | 24,000.00 |
| 6/05 | 62134 | 113.17 | 6/13 | 62175 | 435.00 |
| 6/05 | 62135 | 6.95 | 6/06 | 62176 | 468.65 |
| 6/06 | 62136 | 648.16 | 6/08 | 62177 | 134.87 |
| 6/04 | 62137 | 251.05 | 6/12 | 62178 | 86.19 |
| 6/04 | 62138 | 185.60 | 6/21 | 62179 | 2,000.00 |
| 6/06 | 62139 | 797.81 | 6/11 | 62180 | 2,300.00 |
| 6/06 | 62140 | 342.00 | 6/13 | 62181 | 95.90 |
| 6/07 | 62141 | 671.09 | 6/20 | 62182 | 1,650.00 |

* Indicates break in check number sequence

TXBT-021-019569-001-020-180630 019676 X02

Date 6/29/18
PRIMARY ACCOUNT
ENCLOSURES

Page 7
1910512
378

TREASURER OF VAN ZANDT COUNTY
FINANCIAL CLEARING
121 E DALLAS RM 101
CANTON TX 75103

PUBLIC FUNDS CHECKING

1910512 (Continued)

| CHECKS IN NUMERICAL ORDER | | | | | |
|---------------------------|----------|-----------|------|----------|-----------|
| Date | Check No | Amount | Date | Check No | Amount |
| 6/05 | 62183 | 630.94 | 6/21 | 62227 | 57.00 |
| 6/20 | 62184 | 122.50 | 6/18 | 62228 | 67.21 |
| 6/21 | 62185 | 1,149.00 | 6/20 | 62229 | 41.88 |
| 6/19 | 62186 | 603.00 | 6/20 | 62230 | 153.39 |
| 6/18 | 62187 | 50.00 | 6/21 | 62231 | 486.49 |
| 6/20 | 62188 | 790.00 | 6/21 | 62232 | 210.00 |
| 6/19 | 62189 | 525.00 | 6/21 | 62233 | 14.00 |
| 6/21 | 62190 | 236.06 | 6/21 | 62234 | 660.00 |
| 6/18 | 62191 | 36.00 | 6/28 | 62235 | 600.53 |
| 6/14 | 62192 | 36.00 | 6/19 | 62236 | 3,144.00 |
| 6/18 | 62193 | 78.00 | 6/18 | 62237 | 658.76 |
| 6/19 | 62194 | 600.00 | 6/28 | 62238 | 750.00 |
| 6/19 | 62195 | 36.00 | 6/19 | 62239 | 3,600.00 |
| 6/18 | 62196 | 120.00 | 6/20 | 62240 | 48.00 |
| 6/19 | 62197 | 742.46 | 6/27 | 62241 | 27.30 |
| 6/19 | 62198 | 1,950.00 | 6/19 | 62242 | 33.60 |
| 6/19 | 62200* | 99.45 | 6/18 | 62243 | 1,288.90 |
| 6/18 | 62201 | 14,726.86 | 6/19 | 62244 | 23.30 |
| 6/15 | 62203* | 312.03 | 6/20 | 62245 | 265.65 |
| 6/18 | 62204 | 41.80 | 6/20 | 62246 | 280.50 |
| 6/19 | 62205 | 126.40 | 6/20 | 62247 | 53.64 |
| 6/20 | 62206 | 224.65 | 6/19 | 62248 | 1,132.20 |
| 6/20 | 62207 | 39.50 | 6/18 | 62249 | 447.29 |
| 6/19 | 62208 | 150.00 | 6/20 | 62250 | 309.98 |
| 6/19 | 62209 | 565.00 | 6/21 | 62251 | 500.00 |
| 6/20 | 62210 | 7.64 | 6/20 | 62252 | 9.10 |
| 6/20 | 62211 | 25.00 | 6/25 | 62253 | 5,682.00 |
| 6/19 | 62212 | 593.02 | 6/20 | 62254 | 19,884.99 |
| 6/18 | 62213 | 46.50 | 6/13 | 62255 | 1,020.00 |
| 6/20 | 62216* | 36.00 | 6/22 | 62256 | 111.00 |
| 6/25 | 62217 | 32.36 | 6/29 | 62257 | 350.00 |
| 6/21 | 62219* | 704.23 | 6/26 | 62258 | 136.40 |
| 6/25 | 62220 | 450.00 | 6/21 | 62259 | 225.00 |
| 6/21 | 62221 | 225.60 | 6/19 | 62260 | 113.82 |
| 6/20 | 62222 | 3,218.75 | 6/20 | 62261 | 1,098.42 |
| 6/19 | 62223 | 83.48 | 6/21 | 62262 | 3,163.98 |
| 6/25 | 62224 | 1,095.03 | 6/21 | 62263 | 39.56 |
| 6/19 | 62225 | 3,945.18 | 6/26 | 62264 | 103.72 |
| 6/18 | 62226 | 44.52 | 6/22 | 62266* | 1,206.06 |

* Indicates break in check number sequence



Date 6/29/18
 PRIMARY ACCOUNT
 ENCLOSURES

Page 8
 1910512
 378

TREASURER OF VAN ZANDT COUNTY
 FINANCIAL CLEARING
 121 E DALLAS RM 101
 CANTON TX 75103

PUBLIC FUNDS CHECKING 1910512 (Continued)

| CHECKS IN NUMERICAL ORDER | | | | | |
|---------------------------|----------|----------|------|----------|-----------|
| Date | check No | Amount | Date | check No | Amount |
| 6/15 | 62267 | 4,125.00 | 6/13 | 62310 | 52.65 |
| 6/20 | 62268 | 500.00 | 6/20 | 62311 | 56.94 |
| 6/20 | 62269 | 750.00 | 6/19 | 62312 | 1,590.76 |
| 6/21 | 62270 | 15.00 | 6/19 | 62313 | 3,039.29 |
| 6/22 | 62271 | 1,968.03 | 6/14 | 62314 | 38.50 |
| 6/18 | 62273* | 375.00 | 6/20 | 62315 | 305.96 |
| 6/22 | 62274 | 192.00 | 6/26 | 62318* | 134.95 |
| 6/18 | 62275 | 7.00 | 6/19 | 62319 | 3,077.90 |
| 6/19 | 62276 | 2,084.50 | 6/14 | 62320 | 520.83 |
| 6/20 | 62277 | 616.23 | 6/28 | 62321 | 600.53 |
| 6/20 | 62278 | 2,825.03 | 6/29 | 62322 | 315.00 |
| 6/19 | 62279 | 35.00 | 6/20 | 62323 | 240.00 |
| 6/21 | 62280 | 216.00 | 6/18 | 62324 | 350.00 |
| 6/19 | 62281 | 687.97 | 6/15 | 62325 | 350.00 |
| 6/18 | 62282 | 5,758.56 | 6/18 | 62326 | 1,579.50 |
| 6/20 | 62283 | 256.65 | 6/21 | 62327 | 167.10 |
| 6/19 | 62285* | 372.65 | 6/20 | 62328 | 33.34 |
| 6/18 | 62286 | 117.17 | 6/19 | 62330* | 500.00 |
| 6/19 | 62287 | 135.26 | 6/19 | 62331 | 3,000.00 |
| 6/21 | 62288 | 1,045.00 | 6/19 | 62332 | 597.09 |
| 6/19 | 62289 | 975.00 | 6/21 | 62333 | 85.54 |
| 6/20 | 62290 | 75.37 | 6/19 | 62334 | 90.00 |
| 6/18 | 62291 | 833.22 | 6/19 | 62335 | 6,330.61 |
| 6/20 | 62292 | 517.50 | 6/18 | 62336 | 3,259.86 |
| 6/19 | 62293 | 1,543.94 | 6/19 | 62337 | 99,453.69 |
| 6/21 | 62294 | 1,496.46 | 6/27 | 62338 | 100.00 |
| 6/29 | 62295 | 335.94 | 6/19 | 62339 | 159.00 |
| 6/21 | 62296 | 596.00 | 6/20 | 62340 | 46,484.00 |
| 6/19 | 62297 | 100.50 | 6/22 | 62341 | 74.00 |
| 6/25 | 62298 | 15.95 | 6/20 | 62342 | 255.00 |
| 6/18 | 62299 | 111.15 | 6/20 | 62343 | 475.00 |
| 6/19 | 62300 | 280.50 | 6/14 | 62344 | 2,415.60 |
| 6/25 | 62301 | 600.53 | 6/18 | 62346* | 326.17 |
| 6/19 | 62302 | 106.17 | 6/18 | 62347 | 243.80 |
| 6/20 | 62303 | 500.00 | 6/18 | 62348 | 20,664.04 |
| 6/25 | 62305* | 34.36 | 6/19 | 62349 | 52.93 |
| 6/21 | 62307* | 780.37 | 6/18 | 62350 | 8,207.00 |
| 6/20 | 62308 | 903.00 | 6/19 | 62351 | 792.53 |
| 6/26 | 62309 | 31.01 | 6/28 | 62352 | 850.00 |

* Indicates break in check number sequence

TXBT-021-019569-001-020-180630 019676 X02

Date 6/29/18
 PRIMARY ACCOUNT
 ENCLOSURES

Page 9
 1910512
 378

TREASURER OF VAN ZANDT COUNTY
 FINANCIAL CLEARING
 121 E DALLAS RM 101
 CANTON TX 75103

PUBLIC FUNDS CHECKING

1910512 (Continued)

| CHECKS IN NUMERICAL ORDER | | | | | |
|---------------------------|----------|-----------|------|----------|----------|
| Date | Check No | Amount | Date | Check No | Amount |
| 6/18 | 62353 | 1,176.50 | 6/28 | 62418* | 500.00 |
| 6/25 | 62354 | 600.53 | 6/29 | 62423* | 272.00 |
| 6/20 | 62355 | 4,624.87 | 6/29 | 62432* | 2,445.00 |
| 6/19 | 62356 | 402.18 | 6/29 | 62450* | 345.00 |
| 6/25 | 62357 | 500.00 | 6/29 | 62465* | 95.00 |
| 6/20 | 62359* | 3,815.95 | 6/27 | 62469* | 36.00 |
| 6/20 | 62360 | 1,000.00 | 6/29 | 62472* | 520.83 |
| 6/14 | 62361 | 62,470.67 | 6/28 | 62476* | 245.00 |
| 6/15 | 62362 | 315.47 | 6/27 | 62496* | 211.80 |
| 6/27 | 62363 | 4,594.65 | 6/28 | 62504* | 471.60 |
| 6/28 | 62382* | 3,624.05 | 6/28 | 62505 | 350.00 |

* Indicates break in check number sequence

| DAILY BALANCE INFORMATION | | | | | |
|---------------------------|--------------|------|--------------|------|--------------|
| Date | Balance | Date | Balance | Date | Balance |
| 6/01 | 2,386,333.67 | 6/12 | 2,077,727.82 | 6/21 | 1,561,857.66 |
| 6/04 | 2,436,871.83 | 6/13 | 1,871,089.70 | 6/22 | 1,827,282.13 |
| 6/05 | 2,150,961.20 | 6/14 | 1,940,383.94 | 6/25 | 1,817,842.30 |
| 6/06 | 2,110,351.32 | 6/15 | 1,858,085.27 | 6/26 | 1,865,896.00 |
| 6/07 | 2,075,459.11 | 6/18 | 1,797,229.48 | 6/27 | 1,638,858.78 |
| 6/08 | 2,098,734.28 | 6/19 | 1,658,705.86 | 6/28 | 2,584,775.47 |
| 6/11 | 2,079,020.79 | 6/20 | 1,565,391.43 | 6/29 | 2,579,244.03 |

END OF STATEMENT

TexPool Participant Services
 C/O Federated Investors Inc.
 1001 Texas Avenue, Suite 1400
 Houston, TX 77002



Participant Statement

VAN ZANDT COUNTY
 FINANCIAL CLEARING FUND
 ATTN: TERI PRUITT
 121 E DALLAS ST STE 101
 CANTON TX 75103-1496

Statement Period **06/01/2018 - 06/30/2018**

Page 1 of 2

Customer Service 1-866-TEX-POOL
 Location ID 000078331
 Investor ID 000009623

TexPool Update

Do you have feedback to give TexPool to help us serve you better? Click on Contact Us on either TexPool.com or TexConne as an email or call TexPool Participant Services at 866-839-7665. We would love to hear from you!

TexPool Summary

| Pool Name | Beginning Balance | Total Deposits | Total Withdrawals | Total Interest | Current Balance | Average Balance |
|--|-----------------------|----------------|-----------------------|--------------------|-----------------------|-----------------|
| Texas Local Government Investment Pool | \$9,157,084.84 | \$0.00 | \$1,000,000.00 | \$13,473.88 | \$8,170,558.72 | \$9,057,983.10 |
| Total Dollar Value | \$9,157,084.84 | \$0.00 | \$1,000,000.00 | \$13,473.88 | \$8,170,558.72 | |

Portfolio Value

| Pool Name | Pool/Account | Market Value (06/01/2018) | Share Price (06/30/2018) | Shares Owned (06/30/2018) | Market Value (06/30/2018) |
|--|----------------|---------------------------|--------------------------|---------------------------|---------------------------|
| Texas Local Government Investment Pool | 449/2340100001 | \$9,157,084.84 | \$1.00 | 8,170,558.720 | \$8,170,558.72 |
| Total Dollar Value | | \$9,157,084.84 | | | \$8,170,558.72 |

Interest Summary

| Pool Name | Pool/Account | Month-to-Date Interest | Year-to-Date Interest |
|--|----------------|------------------------|-----------------------|
| Texas Local Government Investment Pool | 449/2340100001 | \$13,473.88 | \$71,155.43 |
| Total | | \$13,473.88 | \$71,155.43 |



TexPool Participant Services
 C/O Federated Investors Inc.
 1001 Texas Avenue, Suite 1400
 Houston, TX 77002

Statement Period 06/01/2018 - 06/30/2018

Page 2 of 2

Transaction Detail

Texas Local Government Investment Pool

Participant: VAN ZANDT COUNTY

Pool/Account: 449/2340100001

| Transaction Date | Settlement Date | Transaction Description | Transaction Dollar Amount | Share Price | Shares This Transaction | Shares Owned |
|--------------------------------|-----------------|-------------------------|---------------------------|-------------|-------------------------|---------------|
| 06/01/2018 | 06/01/2018 | BEGINNING BALANCE | \$9,157,084.84 | \$1.00 | | 9,157,084.840 |
| 06/28/2018 | 06/28/2018 | WITHDRAWAL | \$1,000,000.00- | \$1.00 | 1,000,000.000- | 8,157,084.840 |
| 06/29/2018 | 06/29/2018 | MONTHLY POSTING | \$13,473.88 | \$1.00 | 13,473.880 | 8,170,558.720 |
| Account Value as of 06/30/2018 | | | \$8,170,558.72 | \$1.00 | | 8,170,558.720 |



Summary Statement

June 2018

Van Zandt County

121 East Dallas Street, Room 101
 Canton, TX 75103
 U.S.A.

| TXCLASS | | | | | | | Average Monthly Yield: 2.16% | |
|------------------------------------|-------------------|---------------|-------------|-----------------|-------------------|-----------------------|------------------------------|--|
| | Beginning Balance | Contributions | Withdrawals | Income Earned | Income Earned YTD | Average Daily Balance | Month End Balance | |
| TX-01-0250-0001 FINANCIAL CLEARING | 760,173.61 | 0.00 | 0.00 | 1,349.31 | 6,946.82 | 760,883.80 | 761,522.92 | |
| Total | 760,173.61 | 0.00 | 0.00 | 1,349.31 | 6,946.82 | 760,883.80 | 761,522.92 | |



Account Statement

June 2018

Van Zandt County

121 East Dallas Street, Room 101
 Canton, TX 75103
 U.S.A.

TXCLASS TX-01-0250-0001

Summary

Average Monthly Yield: 2.16%

| | | Beginning Balance | Contributions | Withdrawals | Income Earned | Average Daily Balance | Month End Balance |
|-----------------|--------------------|-------------------|---------------|-------------|---------------|-----------------------|-------------------|
| TX-01-0250-0001 | FINANCIAL CLEARING | 760,173.61 | 0.00 | 0.00 | 1,349.31 | 760,883.80 | 761,522.92 |

Transactions

| Transaction Date | Transaction Description | Contributions & Income Earned | Withdrawals | Balance | Transaction Number |
|------------------|------------------------------|-------------------------------|-------------|------------|--------------------|
| 06/01/2018 | Beginning Balance | | | 760,173.61 | |
| 06/30/2018 | Income Earned For The Period | 1,349.31 | | | |
| 06/30/2018 | Ending Balance | | | 761,522.92 | |



Daily Rates

June 2018

TXCLASS

| Date | Dividend Rate | Daily Yield |
|-----------|---------------|-------------|
| 01-Jun-18 | 0.000057679 | 2.11% |
| 02-Jun-18 | 0.000057679 | 2.11% |
| 03-Jun-18 | 0.000057679 | 2.11% |
| 04-Jun-18 | 0.000057674 | 2.11% |
| 05-Jun-18 | 0.000057948 | 2.12% |
| 06-Jun-18 | 0.000057948 | 2.12% |
| 07-Jun-18 | 0.000058222 | 2.13% |
| 08-Jun-18 | 0.000058496 | 2.14% |
| 09-Jun-18 | 0.000058496 | 2.14% |
| 10-Jun-18 | 0.000058496 | 2.14% |
| 11-Jun-18 | 0.000058496 | 2.14% |
| 12-Jun-18 | 0.000058496 | 2.14% |
| 13-Jun-18 | 0.000058496 | 2.14% |
| 14-Jun-18 | 0.000059044 | 2.16% |
| 15-Jun-18 | 0.000059317 | 2.17% |
| 16-Jun-18 | 0.000059317 | 2.17% |
| 17-Jun-18 | 0.000059317 | 2.17% |
| 18-Jun-18 | 0.000059592 | 2.18% |
| 19-Jun-18 | 0.000059592 | 2.18% |
| 20-Jun-18 | 0.000059866 | 2.19% |
| 21-Jun-18 | 0.000059866 | 2.19% |
| 22-Jun-18 | 0.000059866 | 2.19% |
| 23-Jun-18 | 0.000059866 | 2.19% |
| 24-Jun-18 | 0.000059866 | 2.19% |
| 25-Jun-18 | 0.000060140 | 2.20% |
| 26-Jun-18 | 0.000060140 | 2.20% |
| 27-Jun-18 | 0.000060140 | 2.20% |
| 28-Jun-18 | 0.000060414 | 2.21% |
| 29-Jun-18 | 0.000060688 | 2.22% |
| 30-Jun-18 | 0.000060688 | 2.22% |